

CRF450R

CRF450R₂
CRF450R₃
CRF450R₄
CRF450R₅
CRF450R₆
CRF450R₇
CRF450R₈

PARTS CATALOGUE

8



CRF450R
[CRF450R2]

FOREWORD INDEX

1

ENGINE GROUP

2

FRAME GROUP

3

PART NUMBER INDEX

4

PART NAME INDEX

5

Instruction for use of parts catalogue

- **This parts catalogue has been created as of August 01, 2007.**
 - Since this date, the sales practice for repair parts may have been changed or the parts may have been eliminated (listed for those not for sale).
 - The modified information is reflected on the latest Electronic Parts Catalogue (EPC). Also, refer to the parts catalogue news for any change.
 - See the parts catalogue news for any revision that is made after August 01, 2007.
- **Always specify the part number when ordering a part.**
 - Check the model, type, serial numbers, color, maker, and the size as needed before ordering a part.
 - Note that the illustrations (part drawings) can differ from the actual parts in shape. They are given just to help you to refer to the parts.
- **When modifications or additions to this parts catalogue are made, a revised edition will be issued at an appropriate time, with successively progressing revision numbers on the cover. We recommend obtaining such revisions in order to keep your parts catalogue up-to-date at all times. To check whether a parts catalogue revision has been issued, please contact your Honda distributor.**

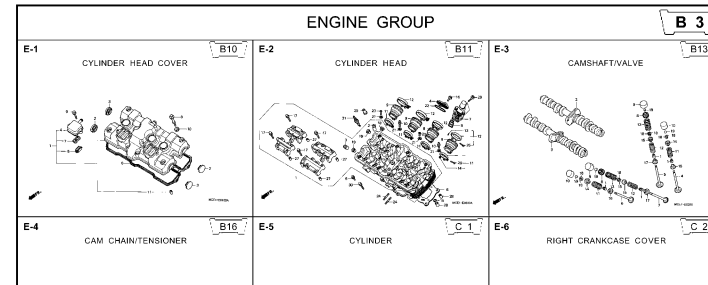
Initial version issue date
 August 01, 2001
Honda Motor Co., Ltd.

CONTENTS

	Page	Address No.	
● Instruction for use of parts catalogue	1	B 1	1
● How to refer to the part information	2	B 2	
● Part catalogue structure	3	B 3	
● When the parts were revised	4	B 4	
● Abbreviations used in the parts catalogue	4	B 4	
● Part block and serial number check	5	B 5	
● Models, parts catalogue codes and applicable serial numbers	6	B 6	
● Fuel hose, general purpose hoses and vinyl hose	8	B 8	
● FLAT RATE SERVICE TIME	12	B12	
● Illustrated index	17	C 1	
● ENGINE GROUP	25	D 1	2
● FRAME GROUP	65	G 1	3
● PART NO. INDEX	137	L 1	4
● PART NAME INDEX	145	M 1	5

How to refer to the part information

A Reference with "Illustrated index"

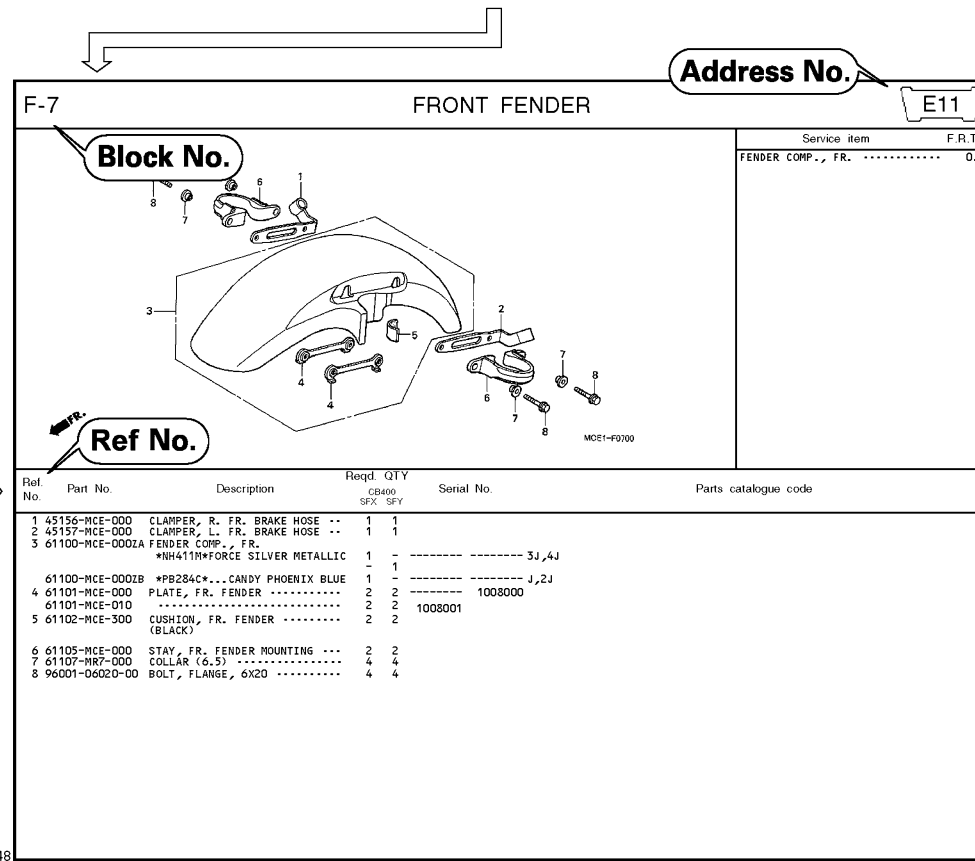


B Reference with "Part number index"

PART NO. INDEX						
Part Number	Address	Page	Ref.	Part Number	Address Page Rel.	F
04000				13323-MY9-751	C12 28 10	1492
				13324-MY9-751	C12 28 10	1493
04911-MCE-000	C10	26	1	13325-MY9-751	C12 28 10	1493
				13327-MY9-751	C12 28 10	1493
06000				14000		1493
06405-MY5-P00	F13	67	3	14100-MCE-000	B13 13 2	1493
06405-MY5-P10	F13	67	3	14200-MCE-000	B13 13 3	1493
06410-MY9-860	F2	56	1	14321-MCE-000	B16 16 2	1493
06435-MCE-006	F1	55	1	14401-MCE-003	B16 16 3	1493
06451-166-405	E13	51	2	14510-MBE-000	B16 16 4	1494
06451-443-405	F1	55	2	14520-MY9-691	B16 16 5	1494
06451-MA7-405	E13	51	1	14524-MY9-690	B16 16 6	1494
06455-MCE-006	E13	51	3	14546-MCE-000	B16 16 7	1494
				14620-MY9-691	B16 16 8	1494
11000				14711-MCE-000	B13 13 4	1494
11210-MCE-000	C9	25	1	14721-MCE-000	B13 13 5	1494
11350-MCE-305	C2	18	1	14722-MCE-000	B13 13 6	1494
11333-KT8-000	C6	22	1	14730-MCE-000	B13 13 7	1494
11335-MCE-000	C2	18	2	14731-MCE-000	B13 13 9	1494
11360-MCE-000	C7	23	1	14731-MY9-751	B13 13 10	1495
11365-MCE-000	C7	23	2	14751-KY2-000	B13 13 11	1495
11396-MY9-000	C2	18	3	14751-MCE-000	B13 13 12	1495
11631-MCE-000	C5	21	1	14761-MCE-000	B13 13 13	1495
11691-MY9-000	C5	21	2			

C Reference with "Part name index"

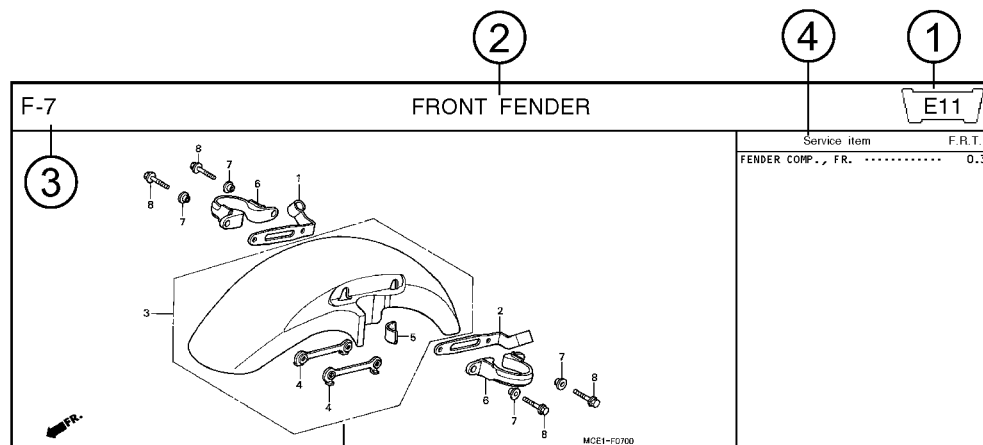
PART NAME INDEX						
Part name	Address	Page	Ref.	Part name	Address Page Ref.	Pc
[A]				BOLT , CHANG I		
ADJUSTER , CHAIN	F13	67	5	BOLT , CLUTC H		
ARM COMP. , GEA R CHANGE	F10	64	3	BOLT , CONNCT		
ARM , L. MAIN STEP	F11	65	8	BOLT , DISK, 6		
ARM , L. PILLIØ STEP	F11	65	12	BOLT , DISK, 8		
ARM , R. MAIN STEP	F11	65	5	BOLT , DRAIN I		
ARM , R. PILLIØ STEP	F11	65	11	BOLT , FLANG E		
AUT O COC K ASSY. , FUEL	F4	58	2	BOLT , FLANG E		
AXLE , FR. WHEEL	E14	52	3	BOLT , FLANG E		
AXLE , RR. WHEEL	F2	56	3	BOLT , FLANG E		
[B]				BOLT , FLANG E		
BAG , AIR PRESSUR E GAUGE	67	77	4	BOLT , FLANG E		
BAG , SERVICE BOOK	67	77	1	BOLT , FLANG E		
BAG , TOOL	67	77	3	BOLT , FLANG E		
BALL , STEEL	F11	65	20	BOLT , FLANG E		
BAN B A , INSULATOR	B11	11	11	BOLT , FLANG E		
BAN B B , INSULATOR	B11	11	12	BOLT , FLANG E		
BAND , AIR CLEANER CONNECTING				BOLT , FLANG E		
BAND , U-LOCK	F8	62	22	BOLT , FLANG E		
BAND , WIRE	F16	70	5			
	C10	26	14			
	E5	43	21			
	6A	74	1R			



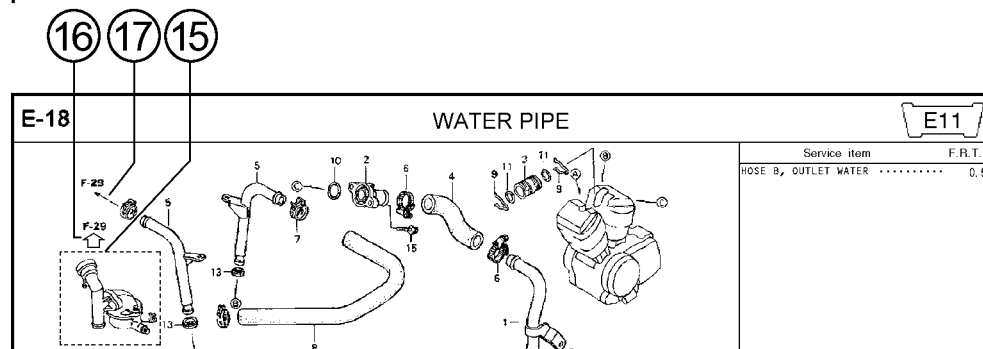
Page No.

2000.09.01 E

Part catalogue structure



Ref. No.	Part No.	Description	Reqd. QTY		Serial No.	Parts catalogue code
			CB400	SFY		
1	45156-MCE-000	CLAMPER, R. FR. BRAKE HOSE ..	1	1		
2	45157-MCE-000	CLAMPER, L. FR. BRAKE HOSE ..	1	1		
3	61100-MCE-000ZA	FENDER COMP., FR. *NH411M*FORCE SILVER METALLIC	1	-	----- 3J,4J	
	61100-MCE-000ZB	*PB284C*...CANDY PHOENIX BLUE	1	-	----- J,2J	
4	61101-MCE-000	PLATE, FR. FENDER	2	2	1008000	
	61101-MCE-010	2	2	1008001	
5	61102-MCE-300	CUSHION, FR. FENDER	2	2		
		(BLACK)				



① Address number

• Address No. is provided (in place of the page No.) to help you refer to the part with the part No. or part name.

② Block title ③ Block number

④ Service item/Flat rate time

⑤ Reference number

• Title number marked with the parenthesis or parentheses indicates that it continues from the previous page.

⑥ Part number ⑦ Honda color code

⑧ Description

⑨ Assemblies

• Sections framed with broken lines in the exploded view drawings are available as complete assemblies. (Their individual parts can also be obtained.)

⑩ Color description

⑪ Note

• Notes are shown with the parentheses in the part name column.

⑫ Required quantity

• Req'd. QTY shown in the parenthesis or parentheses indicates the optional part.
• Req'd. QTY marked with "N" indicates the optional part that should be selected as needed.
• Req'd. QTY indicates the number of the part used in the block.

⑬ Serial number

⑭ Parts catalogue code

• When the parts catalogue code column is blank, it indicates that the part is applicable to all codes.

⑮

• Parts enclosed within a dotted line are covered in a different block.

⑯

• A hollow arrow indicates the block No. for the parts enclosed within a dotted line .

⑰

• A solid arrow indicates the block No. the part in question is connected to.

When the parts were revised



Ref. No.	Part No.	Description	Reqd. QTY		Serial No.
			CB400 SFX	SFY	
1	45156-MCE-000	CLAMPER, R. FR. BRAKE HOSE ..	1	1	
2	45157-MCE-000	CLAMPER, L. FR. BRAKE HOSE ..	1	1	
3	61100-MCE-000ZA	FENDER COMP., FR. *NH411M*FORCE SILVER METALLIC	1	-	-----3J,4J
	61100-MCE-000ZB	*PB284C*...CANDY PHOENIX BLUE	1	-	-----J,2J
4	61101-MCE-000	PLATE, FR. FENDER (###).....	2	2	-----1008000
	61101-MCE-010	2	2	-----1008001
5	61102-MCE-300	CUSHION, FR. FENDER (BLACK)	2	2	
6	61105-MCE-000	STAY, FR. FENDER MOUNTING ...	2	2	
7	61107-MR7-000	COLLAR (6.5)	4	4	
8	96001-06020-00	BOLT, FLANGE, 6X20	4	4	


The number has been used from the initial model without revision.

When shown at the left side, it is applicable to the models of No.1008001 and the subsequent numbers.

When shown at the right side, it is applicable to the models up to No.1008000.

The parts listed with "###" at the end of the parts name have limited supply period (parts not for sale).

Abbreviations used in the parts catalogue

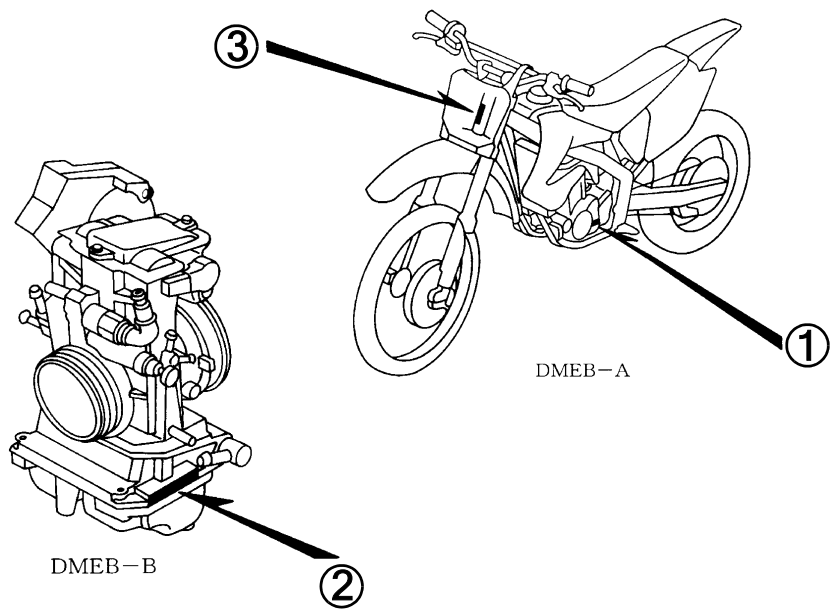
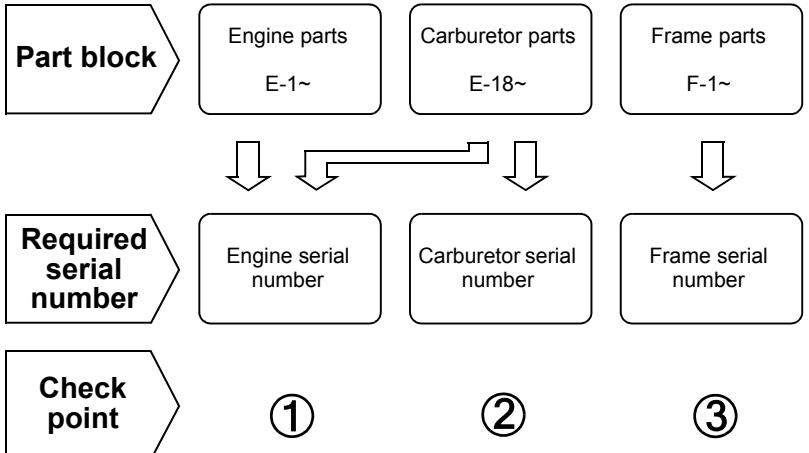


* "L." or "R." in the description of a part stands for the LEFT hand side or the RIGHT hand side. Determine the left or right as if you were in the motorcycle seat.

The following abbreviations are used in this parts catalogue.

- | | |
|---|----------------------------------|
| A Ampere | LLeft |
| ABS Anti-lock brake system | L (100L) .Link (100 Links) |
| A.C. Alternating current | L.E.D.Light emitted diode |
| A.M. Attaching mark | MMMillimeter |
| ASSY. Assembly | MPHMiles per hour |
| C.D.I. Capacitive discharge ignition | R.Right |
| COMP. ... Complete | RR.Rear |
| D.C. Direct current | STD.Standard |
| EX. Exhaust | T (22T) ...Tooth (22 Teeth) |
| FR. Front | TCSTraction control system |
| G Gram | T.M.Transcript mark |
| HEX. Hexagonal | VVolt |
| IN. Inlet | WWatt |
| KPH Kilometers per hour | WLWith labelling |
| | WOLWithout labelling |

Part block and serial number check



Models, parts catalogue codes and applicable serial numbers

Models, parts catalogue codes and applicable serial Nos. given in this parts catalogue can be identified as follows.

Parts with parts catalogue codes are exclusive for models destined for countries designated.

If no area codes are listed, parts are for common use.

Model	Area code	Type	Parts catalogue code	Applicable engine serial No.	Applicable frame serial No.	Applicable carburetor identification No.
CRF450R ₂	CM	Canada	CM	PE05E-2000001~2099999	JH2PE052*2M000001~2M099999	FCR00A A
	ED	European direct sales	ED	PE05E-2000001~2099999	JH2PE05A*2M000001~2M099999	
	U	Australia	U	PE05E-2000001~2099999	JH2PE05U*2M000001~2M099999	
CRF450R ₃	CM	Canada	CM	PE05E-2100001~2199999	JH2PE052*3M100001~3M199999	FCR00B A
	ED	European direct sales	ED	PE05E-2100001~2199999	JH2PE05A*3M100001~3M199999	
	U	Australia	U	PE05E-2100001~2199999	JH2PE05U*3M100001~3M199999	
CRF450R ₄	ED	European direct sales	ED	PE05E-2200001~2249999	JH2PE05A*4M200001~4M209999	FCR00C A
			ED/A	PE05E-2250001~2299999	JH2PE05A*4K210001~4K299999	
	U	Australia	U	PE05E-2200001~2249999	JH2PE05U*4M200001~4M249999	
			U/A	PE05E-2250001~2299999	JH2PE05U*4K250001~4K299999	
CRF450R ₅	ED	European direct sales	ED	PE05E-2300001~2319999	JH2PE05A*5M300001~5M309999	FCR00D A FCR00D B
			ED/A	PE05E-2320001~2349999	JH2PE05A*5K310001~5K349999	FCR00D A
			ED/B	PE05E-2350001~2399999	JH2PE05A*5M350001~5M399999	FCR00D A FCR00D B
	U	Australia	U	PE05E-2300001~2319999	JH2PE05U*5M300001~5M309999	FCR00D A FCR00D B
			U/A	PE05E-2320001~2349999	JH2PE05U*5K310001~5K349999	FCR00D A
			U/B	PE05E-2350001~2399999	JH2PE05U*5M350001~5M399999	FCR00D A FCR00D B

Model	Area code	Type	Parts catalogue code	Applicable engine serial No.	Applicable frame serial No.	Applicable carburetor identification No.
CRF450R6	ED	European direct sales	ED	PE05E-2400001~2429999	JH2PE05A*6M400001~6M409999	FCR09A A
			ED/A	PE05E-2430001~2439999	JH2PE05A*6K410001~6K429999	
			ED/B	PE05E-2440001~2449999	JH2PE05A*6M430001~6M439999	
	U	PE05E-2400001~2429999	JH2PE05U*6M400001~6M409999			
	U	Australia	U/A	PE05E-2430001~2439999	JH2PE05U*6K410001~6K419999	
CRF450R7	ED	European direct sales	ED	PE05E-2500001~2519999	JH2PE05A*7M500001~7M509999	FCR09B A
			ED/A	PE05E-2520001~2529999	JH2PE05A*7K510001~7K529999	
			ED/B	PE05E-2530001~2539999	JH2PE05A*7M530001~7M539999	
	U	PE05E-2500001~2519999	JH2PE05U*7M500001~7M509999			
	U/A	PE05E-2520001~2529999	JH2PE05U*7K510001~7K529999			
	U/B	PE05E-2530001~2539999	JH2PE05U*7M530001~7M539999			
CRF450R8	DE	Denmark	DE	PE05E-2600001~	JH2PE05A*8M600001~	FCR09C A
	ED	European direct sales	ED	PE05E-2600001~	JH2PE05A*8M600001~	
	U	Australia	U	PE05E-2600001~	JH2PE05U*8M600001~	

* Of carburetor/throttle body identification numbers, only the portions underlined in the example below are used for registration.

FCR00A A KC ア

Fuel hose, general purpose hoses and vinyl hose

- The standard part fuel hose, general purpose hose and vinyl hose may be substituted by the coiled bulk part.
- When ordering the standard part fuel hose, general purpose hose and vinyl hose use the bulk part number written in the parts catalogue in brackets () underneath the part name, or use the catalogue below.
(The bulk part standard length is 1 m, however, those displayed in the catalogue < > are available in 3 m and 8 m lengths.)
- When exchanging the hose, cut and use at the specified length as mentioned in the part name.
(For the method of cutting the bulk part, and method of filling out orders etc., please refer to the service manual and the instructions issued with the bulk part.)
- The list below is a catalogue of the standard part numbers and bulk part numbers. Note that those numbers are applicable to the listed replacement parts only.

Fuel hoses/Tubes			
Standard part No.	Bulk part No.	Bulk part	
		Inner diameter (mm)	Length (m)
95001-30xxx-2x	95001-30001-20M	3.0	1
95001-30xxx-3x	95001-30001-30M	3.0	1
95001-30xxx-4x	95001-30001-40M	3.0	1
95001-35xxx-2x	95001-35001-50M <95001-35003-50M>	3.5	1 3
95001-35xxx-3x	95001-35001-60M <95001-35003-60M>	3.5	1 3
95001-35xxx-4x	95001-35001-60M <95001-35003-60M>	3.5	1 3
95001-35xxx-5x	95001-35001-50M <95001-35003-50M>	3.5	1 3
95001-35xxx-6x	95001-35001-60M <95001-35003-60M>	3.5	1 3
95001-45xxx-2x	95001-45001-50M <95001-45003-50M>	4.5	1 3
95001-45xxx-3x	95001-45001-60M <95001-45003-60M> <95001-45008-60M>	4.5	1 3 8
95001-45xxx-4x	95001-45001-60M <95001-45003-60M> <95001-45008-60M>	4.5	1 3 8
95001-45xxx-5x	95001-45001-50M <95001-45003-50M>	4.5	1 3
95001-45xxx-6x	95001-45001-60M <95001-45003-60M> <95001-45008-60M>	4.5	1 3 8
95001-55xxx-2x	95001-55001-50M <95001-55003-50M> <95001-55008-50M>	5.5	1 3 8

Fuel hoses/Tubes			
Standard part No.	Bulk part No.	Bulk part	
		Inner diameter (mm)	Length (m)
95001-55xxx-3x	95001-55001-60M <95001-55003-60M> <95001-55008-60M>	5.5	1 3 8
95001-55xxx-4x	95001-55001-60M <95001-55003-60M> <95001-55008-60M>	5.5	1 3 8
95001-55xxx-5x	95001-55001-50M <95001-55003-50M> <95001-55008-50M>	5.5	1 3 8
95001-55xxx-6x	95001-55001-60M <95001-55003-60M> <95001-55008-60M>	5.5	1 3 8
95001-75xxx-2x	95001-75001-50M <95001-75003-50M>	7.5	1 3
95001-75xxx-3x	95001-75001-60M <95001-75003-60M> <95001-75008-60M>	7.5	1 3 8
95001-75xxx-4x	95001-75001-60M <95001-75003-60M> <95001-75008-60M>	7.5	1 3 8
95001-75xxx-5x	95001-75001-50M <95001-75003-50M>	7.5	1 3
95001-75xxx-6x	95001-75001-60M <95001-75003-60M> <95001-75008-60M>	7.5	1 3 8
95001-80xxx-2x	95001-80001-50M	8.0	1
95001-80xxx-3x	95001-80001-60M	8.0	1
95001-80xxx-4x	95001-80001-60M	8.0	1
95001-80xxx-5x	95001-80001-50M	8.0	1
95001-80xxx-6x	95001-80001-60M	8.0	1

Vinyl tube				
Standard part No.	Bulk part No.	Bulk part		
		Inner dia- meter (mm)	Outer dia-meter (mm)	Length (m)
95003-01xxx-3x	95003-01001-60M <95003-01003-60M>	2.9	6.8	1 3
95003-01xxx-60	95003-01001-60M <95003-01003-60M>	2.9	6.8	1 3
95003-03xxx-3x	95003-03001-60M <95003-03003-60M>	3.0	6.0	1 3
95003-03xxx-60	95003-03001-60M <95003-03003-60M>	3.0	6.0	1 3
95003-05xxx-3x	95003-05001-60M <95003-05003-60M> <95003-05008-60M>	3.5	6.5	1 3 8
95003-05xxx-60	95003-05001-60M <95003-05003-60M> <95003-05008-60M>	3.5	6.5	1 3 8
95003-07xxx-1x	95003-07001-10M <95003-07003-10M> <95003-07008-10M>	4.0	7.0	1 3 8
95003-07xxx-20	95003-07001-10M <95003-07003-10M> <95003-07008-10M>	4.0	7.0	1 3 8
95003-07xxx-3x	95003-07001-60M <95003-07003-60M> <95003-07008-60M>	4.0	7.0	1 3 8
95003-07xxx-60	95003-07001-60M <95003-07003-60M> <95003-07008-60M>	4.0	7.0	1 3 8
95003-07xxx-7x	95003-07001-70M <95003-07003-70M> <95003-07008-70M>	4.0	7.0	1 3 8
95003-08xxx-1x	95003-08001-10M <95003-08003-10M> <95003-08008-10M>	4.5	6.5	1 3 8
95003-09xxx-3x	95003-09001-60M <95003-09003-60M>	4.5	8.0	1 3
95003-09xxx-60	95003-09001-60M <95003-09003-60M>	4.5	8.0	1 3
95003-10xxx-1x	95003-10001-10M <95003-10003-10M>	5.0	8.0	1 3
95003-10xxx-20	95003-10001-10M <95003-10003-10M>	5.0	8.0	1 3
95003-10xxx-3x	95003-10001-60M <95003-10003-60M>	5.0	8.0	1 3
95003-10xxx-60	95003-10001-60M <95003-10003-60M>	5.0	8.0	1 3
95003-11xxx-3x	95003-11001-60M <95003-11003-60M> <95003-11008-60M>	5.0	9.0	1 3 8
95003-11xxx-60	95003-11001-60M <95003-11003-60M> <95003-11008-60M>	5.0	9.0	1 3 8
95003-12xxx-1x	95003-12001-10M <95003-12003-10M> <95003-12008-10M>	5.0	7.0	1 3 8
95003-12xxx-20	95003-12001-10M <95003-12003-10M> <95003-12008-10M>	5.0	7.0	1 3 8

Vinyl tube				
Standard part No.	Bulk part No.	Bulk part		
		Inner dia- meter (mm)	Outer dia-meter (mm)	Length (m)
95003-14xxx-1x	95003-14001-10M <95003-14003-10M>	6.0	9.0	1 3
95003-14xxx-20	95003-14001-10M <95003-14003-10M>	6.0	9.0	1 3
95003-14xxx-3x	95003-14001-60M <95003-14003-60M>	6.0	9.0	1 3
95003-17xxx-1x	95003-17001-10M <95003-17003-10M>	7.0	9.0	1 3
95003-19xxx-1x	95003-19001-10M <95003-19003-10M> <95003-19008-10M>	7.0	11.0	1 3 8
95003-19xxx-20	95003-19001-10M <95003-19003-10M> <95003-19008-10M>	7.0	11.0	1 3 8
95003-19xxx-3x	95003-19001-60M <95003-19003-60M> <95003-19008-60M>	7.0	11.0	1 3 8
95003-19xxx-60	95003-19001-60M <95003-19003-60M> <95003-19008-60M>	7.0	11.0	1 3 8
95003-21xxx-1x	95003-21001-10M <95003-21003-10M>	8.0	9.0	1 3
95003-21xxx-20	95003-21001-10M <95003-21003-10M>	8.0	9.0	1 3
95003-23xxx-1x	95003-23001-10M <95003-23003-10M>	8.0	12.0	1 3
95003-23xxx-20	95003-23001-10M <95003-23003-10M>	8.0	12.0	1 3
95003-23xxx-3x	95003-23001-60M <95003-23003-60M> <95003-23008-60M>	8.0	12.0	1 3 8
95003-23xxx-60	95003-23001-60M <95003-23003-60M> <95003-23008-60M>	8.0	12.0	1 3 8
95003-25xxx-1x	95003-25001-10M <95003-25003-10M>	9.0	11.0	1 3
95003-25xxx-20	95003-25001-10M <95003-25003-10M>	9.0	11.0	1 3
95003-25xxx-3x	95003-25001-60M <95003-25003-60M>	9.0	11.0	1 3
95003-25xxx-7x	95003-25001-70M <95003-25003-70M>	9.0	11.0	1 3
95003-27xxx-1x	95003-27001-10M <95003-27003-10M>	9.0	13.0	1 3
95003-27xxx-20	95003-27001-10M <95003-27003-10M>	9.0	13.0	1 3
95003-27xxx-3x	95003-27001-60M <95003-27003-60M>	9.0	13.0	1 3
95003-27xxx-60	95003-27001-60M <95003-27003-60M>	9.0	13.0	1 3
95003-33xxx-1x	95003-33001-10M <95003-33003-10M>	10.0	14.0	1 3
95003-33xxx-20	95003-33001-10M <95003-33003-10M>	10.0	14.0	1 3

Vinyl tube				
Standard part No.	Bulk part No.	Bulk part		
		Inner dia- meter (mm)	Outer dia-meter (mm)	Length (m)
95003-36xxx-1x	95003-36001-10M <95003-36003-10M> <95003-36008-10M>	11.0	13.0	1 3 8
95003-36xxx-20	95003-36001-10M <95003-36003-10M> <95003-36008-10M>	11.0	13.0	1 3 8
95003-37xxx-3x	95003-37001-60M <95003-37003-60M>	11.0	15.0	1 3
95003-37xxx-60	95003-37001-60M <95003-37003-60M>	11.0	15.0	1 3
95003-38xxx-1x	95003-38001-10M <95003-38003-10M>	12.0	13.0	1 3
95003-38xxx-20	95003-38001-10M <95003-38003-10M>	12.0	13.0	1 3
95003-39xxx-1x	95003-39001-10M <95003-39003-10M>	12.0	14.0	1 3
95003-39xxx-20	95003-39001-10M <95003-39003-10M>	12.0	14.0	1 3
95003-40xxx-20	95003-40001-10M <95003-40003-10M>	12.0	16.0	1 3
95003-40xxx-3x	95003-40001-60M <95003-40003-60M>	12.0	16.0	1 3
95003-40xxx-60	95003-40001-60M <95003-40003-60M>	12.0	16.0	1 3
95003-43xxx-1x	95003-43001-10M <95003-43003-10M> <95003-43008-10M>	13.0	15.0	1 3 8
95003-43xxx-20	95003-43001-10M <95003-43003-10M> <95003-43008-10M>	13.0	15.0	1 3 8
95003-45xxx-1x	95003-45001-10M <95003-45003-10M> <95003-45008-10M>	14.0	18.0	1 3 8
95003-45xxx-20	95003-45001-10M <95003-45003-10M> <95003-45008-10M>	14.0	18.0	1 3 8
95003-50xxx-1x	95003-50001-10M <95003-50003-10M>	16.0	19.0	1 3
95003-50xxx-20	95003-50001-10M <95003-50003-10M>	16.0	19.0	1 3
95003-50xxx-3x	95003-50001-60M <95003-50003-60M>	16.0	19.0	1 3
95003-55xxx-1x	95003-55001-10M <95003-55003-10M>	17.5	20.5	1 3
95003-55xxx-20	95003-55001-10M <95003-55003-10M>	17.5	20.5	1 3
95003-60xxx-1x	95003-60001-10M <95003-60003-10M>	22.0	27.0	1 3
95003-60xxx-20	95003-60001-10M <95003-60003-10M>	22.0	27.0	1 3
95003-60xxx-3x	95003-60001-60M <95003-60003-60M>	22.0	27.0	1 3
95003-60xxx-60	95003-60001-60M <95003-60003-60M>	22.0	27.0	1 3

General purpose hoses			
Standard part No.	Bulk part No.	Bulk part	
		Inner diameter (mm)	Length (m)
95005-11xxx-3x	95005-11001-30M	11.0	1
95005-11xxx-5x	95005-11001-50M	11.0	1
95005-12xxx-1x	95005-12001-10M <95005-12003-10M>	12.0	1 3
95005-12xxx-2x	95005-12001-20M	12.0	1
95005-12xxx-3x	95005-12001-30M	12.0	1
95005-12xxx-5x	95005-12001-50M	12.0	1
95005-14xxx-1x	95005-14001-10M	14.0	1
95005-14xxx-2x	95005-14001-20M <95005-14003-20M>	14.0	1 3
95005-14xxx-3x	95005-14001-30M	14.0	1
95005-14xxx-5x	95005-14001-50M	14.0	1
95005-17xxx-1x	95005-17001-10M	17.0	1
95005-17xxx-2x	95005-17001-20M	17.0	1
95005-17xxx-3x	95005-17001-30M	17.0	1
95005-17xxx-5x	95005-17001-50M	17.0	1
95005-30xxx-3x	95005-30001-30M	3.0	1
95005-30xxx-5x	95005-30001-50M	3.0	1
95005-35xxx-1x	95005-35001-10M <95005-35003-10M> <95005-35008-10M>	3.5	1 3 8
95005-35xxx-2x	95005-35001-20M	3.5	1
95005-35xxx-3x	95005-35001-30M	3.5	1
95005-35xxx-4x	95005-35001-10M <95005-35003-10M> <95005-35008-10M>	3.5	1 3 8
95005-35xxx-5x	95005-35001-50M	3.5	1
95005-45xxx-1x	95005-45001-10M <95005-45003-10M> <95005-45008-10M>	4.5	1 3 8
95005-45xxx-2x	95005-45001-20M	4.5	1
95005-45xxx-3x	95005-45001-30M	4.5	1

General purpose hoses			
Standard part No.	Bulk part No.	Bulk part	
		Inner diameter (mm)	Length (m)
95005-45xxx-4x	95005-45001-10M <95005-45003-10M> <95005-45008-10M>	4.5	1 3 8
95005-45xxx-5x	95005-45001-50M	4.5	1
95005-50xxx-3x	95005-50001-30M <95005-50003-30M>	5.0	1 3
95005-50xxx-5x	95005-50001-50M	5.0	1
95005-55xxx-1x	95005-55001-10M <95005-55003-10M> <95005-55008-10M>	5.3	1 3 8
95005-55xxx-2x	95005-55001-20M <95005-55003-20M>	5.3	1 3
95005-55xxx-4x	95005-55001-10M <95005-55003-10M> <95005-55008-10M>	5.3	1 3 8
95005-65xxx-1x	95005-65001-10M <95005-65003-10M>	6.5	1 3
95005-65xxx-2x	95005-65001-20M	6.5	1
95005-70xxx-3x	95005-70001-30M <95005-70003-30M>	7.0	1 3
95005-70xxx-5x	95005-70001-50M	7.0	1
95005-75xxx-1x	95005-75001-10M <95005-75003-10M>	7.3	1 3
95005-75xxx-2x	95005-75001-20M	7.3	1
95005-80xxx-1x	95005-80001-10M <95005-80003-10M>	8.0	1 3
95005-80xxx-2x	95005-80001-20M	8.0	1
95005-80xxx-3x	95005-80001-30M	8.0	1
95005-80xxx-5x	95005-80001-50M	8.0	1
95005-91xxx-3x	95005-91001-30M	12.0	1
95005-91xxx-5x	95005-91001-50M	12.0	1
95005-92xxx-3x	95005-92001-30M	12.0	1
95005-92xxx-5x	95005-92001-50M	12.0	1

NOTE: X is displayed to represent the omitted numerals and letters of the roman alphabet.

⊙ **CAUTION: It is DANGEROUS to confuse the fuel hose with the general purpose hose or vinyl hose.**

Never use a general purpose hose or vinyl hose in place of a fuel hose or vice versa. Always use the correct bulk part in the parts catalogue, according to the service manual or the instructions issued with the bulk part.

• Bulk part number of fuel hose, general purpose hose and vinyl hose.

(Example)

9 5 0 0 1 - 7 5 0 0 1 - 5 0 M

Bulk part number: Refers to the bulk part.

Marking code (hose type): (fuel hose and general purpose hose)

Change code (for added hose): (Vinyl hose)

- Indicates number mark or change sequence, however, the code for the bulk part must be strictly 0 (zero).

Types of code:

- Fuel hose
 - 2: Red outside braid (3 mm inside dia. only)
 - 5: Black inside braid
 - 3: Red (3 mm inside dia. only)
 - 4: Ash gray with red stripe (3 mm inside dia. only)
 - 6: Black

- Vinyl hose
 - 1: Clear
 - 2: Black
 - 3: Light red
 - 6: Light red
 - 7: Pale black

- General hose
 - 1: Ash gray
 - 2: Ash gray
 - 3: Black
 - 5: Black

Lengths: 001: 1 m (standard)
003: 3 m
008: 8 m

I.D code: (fuel hose and general purpose hose)

- | | |
|--------------------|--------------------------------|
| 30: 3.0 mm | 11: 11 mm |
| 35: 3.5 mm | 91: 12 mm (outside dia. 15) mm |
| 45: 4.5 mm | 92: 12 mm (outside dia. 16) mm |
| 50: 5.0 mm | 12: 12 mm (outside dia. 17) mm |
| 55: 5.3 mm, 5.5 mm | 14: 14 mm |
| 65: 6.5 mm | 17: 17 mm |
| 70: 7.0 mm | |
| 75: 7.3 mm, 7.5 mm | |
| 80: 8.0 mm | |

ID./OD. code: (vinyl hose)

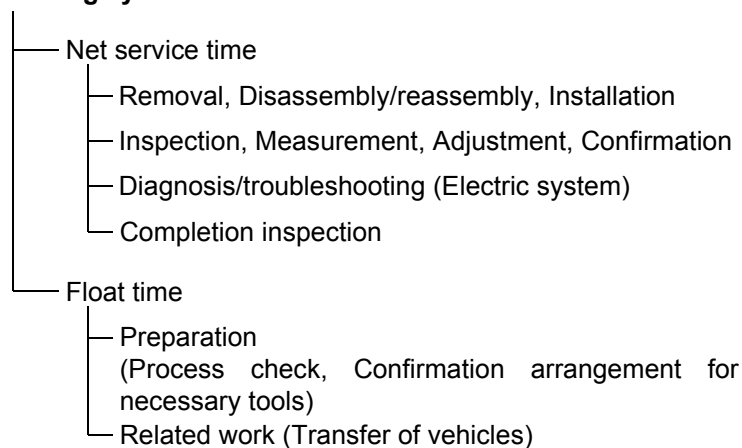
- | | | |
|-------------------------|---------------------------|---------------------------|
| 01: ID. 2.9, OD. 6.8 mm | 14: ID. 6.0, OD. 9.0 mm | 37: ID. 11.0, OD. 15.0 mm |
| 03: ID. 3.0, OD. 6.0 mm | 17: ID. 7.0, OD. 9.0 mm | 38: ID. 12.0, OD. 13.0 mm |
| 05: ID. 3.5, OD. 6.5 mm | 19: ID. 7.0, OD. 11.0 mm | 39: ID. 12.0, OD. 14.0 mm |
| 07: ID. 4.0, OD. 7.0 mm | 21: ID. 8.0, OD. 9.0 mm | 40: ID. 12.0, OD. 16.0 mm |
| 08: ID. 4.5, OD. 6.5 mm | 23: ID. 8.0, OD. 12.0 mm | 43: ID. 13.0, OD. 15.0 mm |
| 09: ID. 4.5, OD. 8.0 mm | 25: ID. 9.0, OD. 11.0 mm | 45: ID. 14.0, OD. 18.0 mm |
| 12: ID. 5.0, OD. 7.0 mm | 27: ID. 9.0, OD. 13.0 mm | 50: ID. 16.0, OD. 19.0 mm |
| 10: ID. 5.0, OD. 8.0 mm | 33: ID. 10.0, OD. 14.0 mm | 55: ID. 17.5, OD. 20.5 mm |
| 11: ID. 5.0, OD. 9.0 mm | 36: ID. 11.0, OD. 13.0 mm | 60: ID. 22.0, OD. 27.0 mm |

Hose type: 1: Fuel hose
3: Vinyl hose
5: General hose

FLAT RATE SERVICE TIME

Flat rate service time (FRT) means the standard time required to service a MC, which is listed in this manual to help the dealers control the actual working process and calculate the service charge by using it as a guide.

FRT setting system



* Float time is set by multiplying the net service time by a given coefficient.

Editorial style

The service items shown in the text are listed with the exchange work time for the repair sales parts as the subject. Other representative service items not using repair parts (removal/installation, adjustment, inspection/measuring, and other work) are listed collectively in the list in the preface, classified according to the work.

FRT setting standard

- Decimal system (in unit of 0.1) is adopted to set FRT as it is convenient to calculate the wage.
Example: (0.1) → 6 minutes, (0.2) → 12 minutes
[Labor cost per hour] x [FRT] = [Wage]
- FRT is set with a hand tool.
- Service items and FRT can be subject to change depending on development of tools and service equipment and improvement in service procedure.

Work procedure

- As the work procedure is set with the work time according to the method in the separate Service Manual, refer to this Manual as required.
- Work methods permitting servicing in the shortest time still permitting assurance of safe work and product warranty are used for the setting of service items not listed in the Service Manual.
- Work basically is to be performed by one person, and when two or more people are required, setting is done as the total time for the number of people.
- The set value for the technological level of the workers uses a person with three years of experience in the repair of Honda vehicles as the standard.
- Special tools and service equipment used to set FRT are those specified or recommended in Service Manual.

Service item whose FRT is not presented

- Accessories and service parts that are not listed to use in this manual.
 - Locations with little aging deterioration or breakage during normal use.
 - Service work that can be finished by one touch.
 - Service work that is seldom done (i.e. extremely small causes of trouble and service frequency).
- * When FRT is not presented, please calculate wages based on appropriate actual work time

Operation not included of FRT

- Oil and coolant water draining, Waiting time for warming up operation and etc..
- Additional operation that involves removal/installation of standard exterior equipment.
- Indirect time spent for service by visiting the customer, trade-in, and delivery of a MC.
- Indirect time required for ordering and delivery of parts.
- Cost for grease, adhesive agent, etc. used for service work.

Explanation of FRT by using an example
(The example may differ from the actual presented items)

Ref. No.	L.O.N.	(Relative ref. Number) Description	F.R.T.
②	111118	(1, 3, 4, 7) CAMSHAFT 4.5	②
③	111118A	⑥ • Includes: Valve clearance adjustment Replace rocker arm add 1.0	⑤

- ① Reference No. of the illustration of part that shows location of the replacement work.
- ② FRT is an abbreviation of Flat Rate Time indicating the standard service time required for the replacement.
- ③ LON is an abbreviation of Labor Operation Number, and it is a classification of the service items by the work unit code.

The same operation code is used regardless of the models.

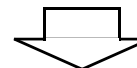
Standard operation is indicated with 6 digits code, and additional operation is indicated with 7 digits code.
- ④ Indicating the camshaft replacement and FRT4.5.
- ⑤ Indicating FRT1.0 that will be added when additional operation (replace rocker arm) is done in association with camshaft replacement.

- ⑥ Indicating work contents that are included in the service item.
- ⑦ Indicating a reference No. whose operation and time are the same as FRT4.5 for the camshaft.

(The application range is limited to the service items without an LON setting within a same block.)

How to refer to the service item by using the sample
(camshaft replacement)

Open to the page of the block where the camshaft's spare part illustration is shown.



Look for the camshaft illustration, and refer to the service item and FRT that agree with the reference No.

Indication mark for the listing of service items that continues to the following page

Ref. No.	L.O.N.	(Relative ref. Number) Description	F.R.T.
2	111118	CAMSHAFT	4.5
	.	.	.
	.	.	.

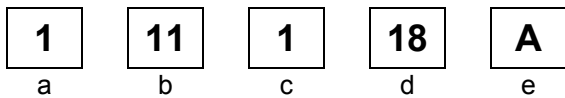
+

Mark indicated at the last line.

Indication of the block with no setting of FRT

Ref. No.	L.O.N.	(Relative ref. Number) Description	F.R.T.
NO INFORMATION			

• LON code system



- a) Category code..... Engine
- b) Location/function code Engine upper
- c) Operation code..... Replace
- d) Operation sequence number (Unit code can be shown with alphabet) camshaft (No regular rule of code)
- e) Additional code replace rocker arm (No regular rule of code)



a) Category codes and classification

Code	Category
1	Engine
2	Transmission
3	Fuel & Exhaust
4	Frame & Body
5	Steering/Suspension
6	Electrical
7	Wheels/Brakes
8	Controls/instrument
9	-
0	-

c) Operation codes and classification

Code	Operation category
1	Replace, Removal/Installation, Change
2	Overhaul
3	Adjust, Balance
4	(Paint-related work: Top-coat)
5	Test, Inspect/diagnose, Measurement, Check
6	(Overhaul-related work: Rebore)
7	(Overhaul-related work: Reseal)
8	(Resurface)
9	(Paint-related work: Refinish)
0	Repair, Cleaning, Air bleeding

Major service items without using spare parts

(1) Removal/Installation, (2) Adjustment, (3) Inspection/
Measurement, (4) Overhaul, (5) Other work

[E: Engine, F: Frame]

* OPERATIONS OTHER THAN REPLACING PARTS

(1) Removal and installation

Set for the configuration with the parts removed from the vehicle.

	LON	DESCRIPTION	FRT
E	1101E5	TILTING ENGINE ASSEMBLY-REMOVAL/INSTALLATION INCLUDES: All necessary adjustment	1.7
	1111K0	CYLINDER HEAD ASSEMBLY-REMOVAL/INSTALLATION	1.6
	3111D6	CARBURETOR ASSEMBLY-REMOVAL/INSTALLATION	0.3
	1101E6	CRANKCASE SEPARATION INCLUDES: Engine removal and installation	4.2

(2) Adjustment

	LON	DESCRIPTION	FRT
E	3113A0	CARBURETOR IDLE-ADJUSTMENT	0.1
	2123A0	CLUTCH-ADJUSTMENT INCLUDES: Clutch lever adjustment	0.1
	1113A0	VALVE CLEARANCE-ADJUSTMENT NOTE: For 1 vehicle	0.9
F	2133A0	DRIVE CHAIN-ADJUSTMENT	0.1
	3113A3	THROTTLE OPERATION-ADJUSTMENT	0.1

(3) Inspection, Measurement

	LON	DESCRIPTION	FRT
E	1115A0	COMPRESSION PRESSURE-MEASUREMENT	0.2
	3115A0	CARBURETOR FLOAT LEVEL-MEASUREMENT	0.6
	6145A0	IGNITION TIMING-INSPECTION	0.3
	2105A0	TRANSMISSION OIL-INSPECTION EXCLUDES: Oil change	0.1
	1135A0	ENGINE OIL-INSPECTION EXCLUDES: Oil change	0.1
F	7115A0	BRAKE OPERATION-TEST	0.1

(4) Overhaul

Work condition: The required Measurements, inspections, adjustments, and cleaning/washing of each part are performed, including the main body removal/installation work and the replacement of defective parts.

	LON	DESCRIPTION	FRT
E	311200	CARBURETOR-OVERHAUL INCLUDES: All necessary adjustment	0.7

(5) Other work

	LON	DESCRIPTION	FRT
E	1130A2	OIL STRAINER-CLEANING	0.6
F	3120A0	CLEANER ELEMENT-CLEANING	0.2
	7110A0	FRONT BRAKE-AIR BLEEDING	0.2
	7110A1	REAR BRAKE-AIR BLEEDING	0.2
	1151E7	RADIATOR COOLANT-CHANGE	0.3

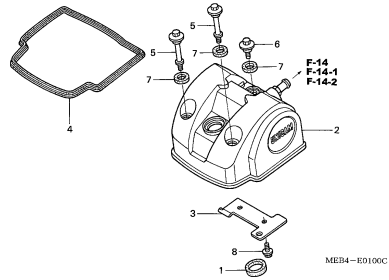
ENGINE GROUP

C 1

E-1

CYLINDER HEAD COVER

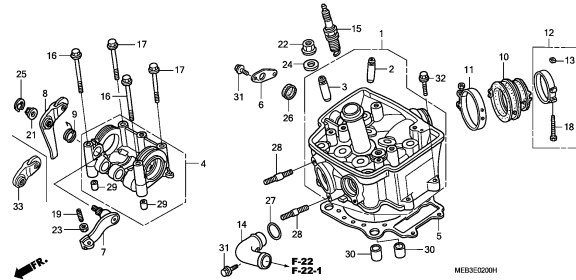
D 1



E-2

CYLINDER HEAD

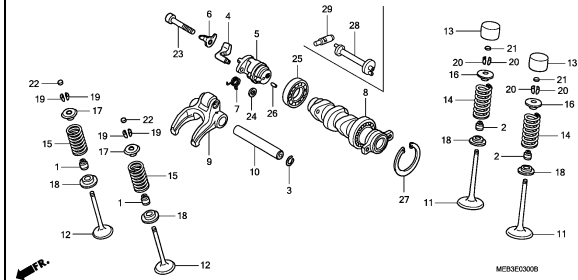
D 2



E-3

CAMSHAFT/VALVE

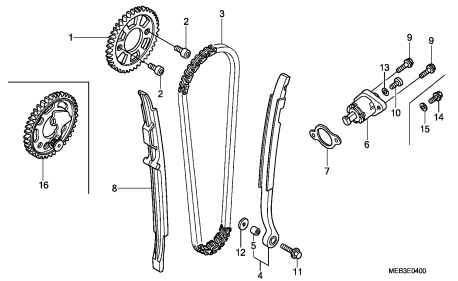
D 4



E-4

CAM CHAIN/TENSIONER

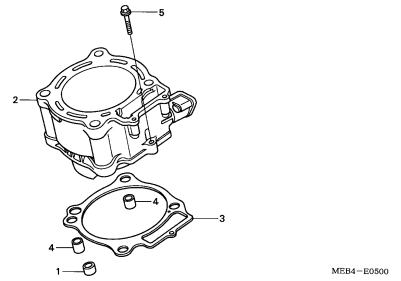
D 9



E-5

CYLINDER

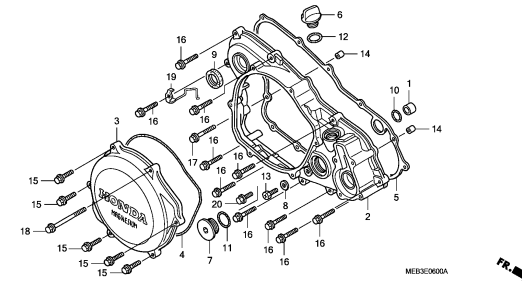
D11



E-6

R. CRANKCASE COVER

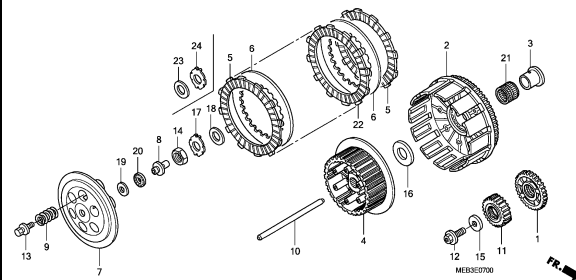
D12



E-7

CLUTCH

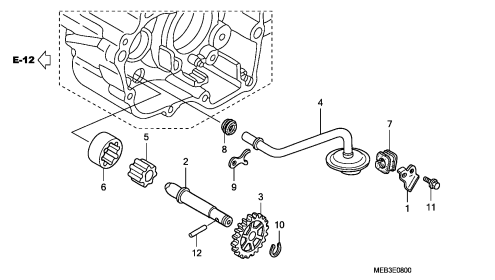
D13



E-8

OIL PUMP

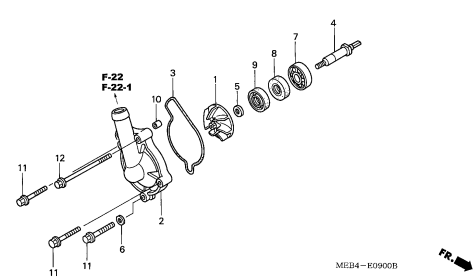
D15



E-9

WATER PUMP

D16



2

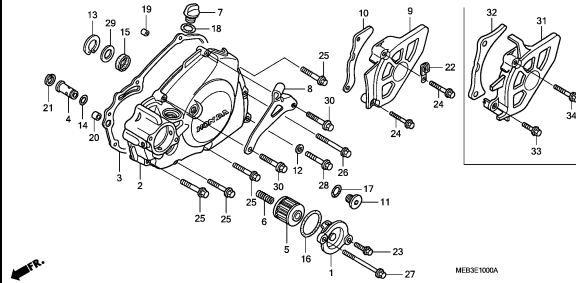
ENGINE GROUP

C 2

E-10

L. CRANKCASE COVER

E 1

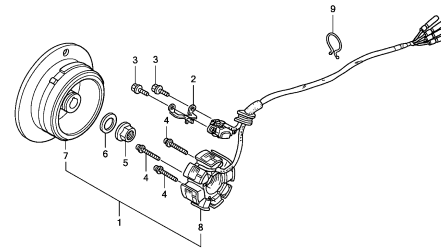


MEBDE100A

E-11

GENERATOR

E 3

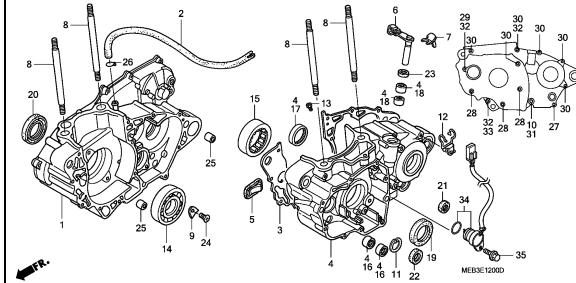


MEBDE1100A

E-12

CRANKCASE

E 4

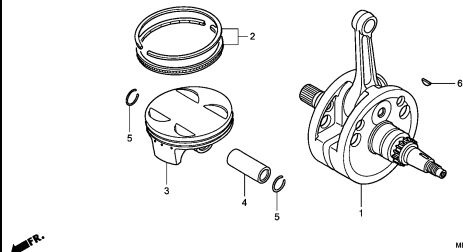


MEBDE1200D

E-13

CRANKSHAFT/PISTON

E 7

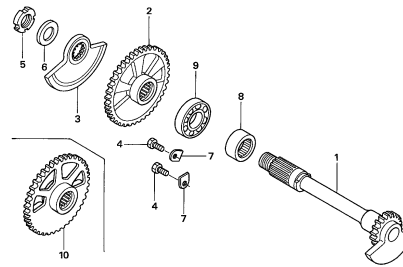


MEBDE1300A

E-14

BALANCER

E 8

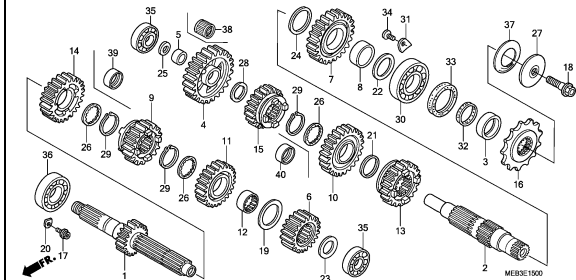


MEBDE1400

E-15

TRANSMISSION

E 9

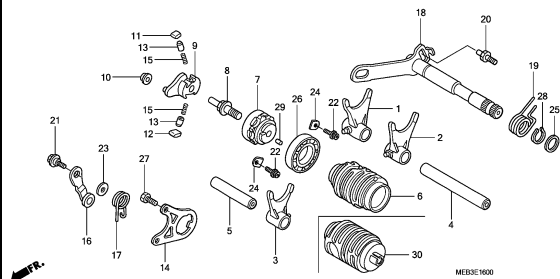


MEBDE1500

E-16

GEAR SHIFT DRUM

E12

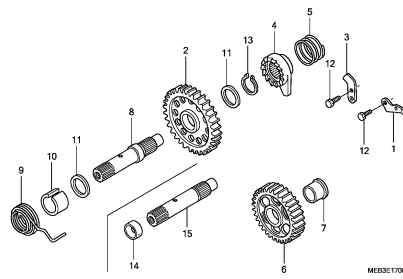


MEBDE1600

E-17

KICK STARTER SPINDLE

E14

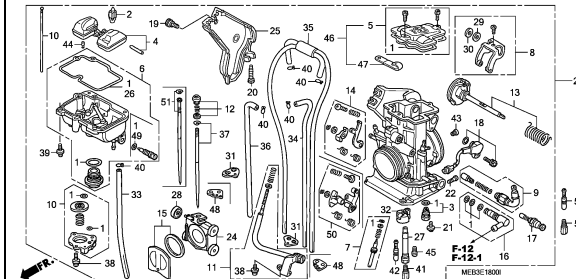


MEBDE1700

E-18

CARBURETOR

E15



MEBDE1800

2

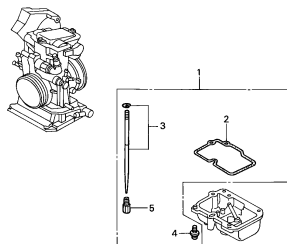
ENGINE GROUP

C 3

E-18-1

F 4

CARBURETOR OPTIONAL PARTS KIT

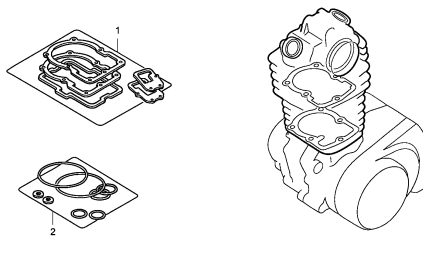


ME04-E1801A

EOP-1

F 6

GASKET KIT A

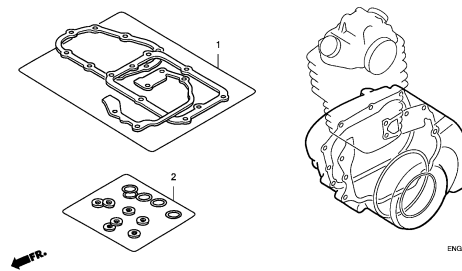


ENG1X0001B

EOP-2

F 8

GASKET KIT B



ENG2X0001B

2

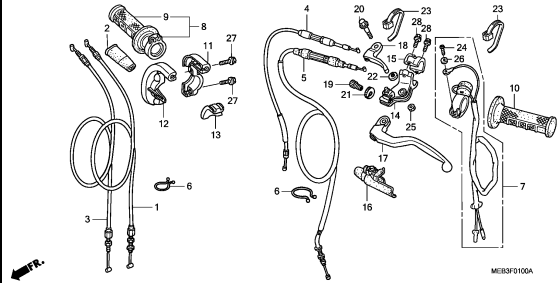
FRAME GROUP

C 4

F-1

HANDLE LEVER/SWITCH/CABLE
(CRF450R2,3)

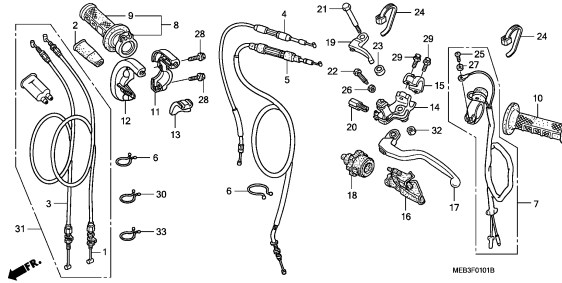
G 1



F-1-1

HANDLE LEVER/SWITCH/CABLE
(CRF450R4,5,6,7,8)

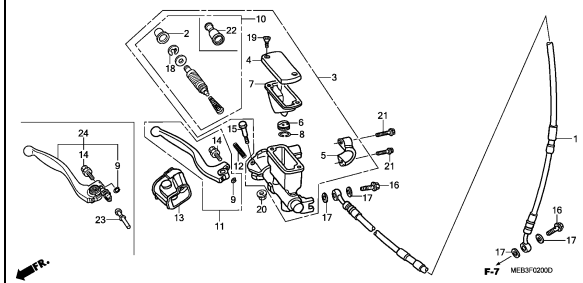
G 3



F-2

FR. BRAKE MASTER CYLINDER

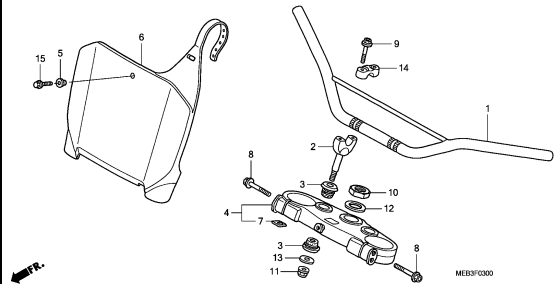
G 5



F-3

HANDLE PIPE/TOP BRIDGE
(CRF450R2,3)

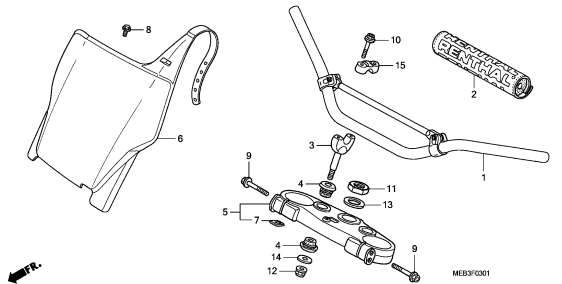
G 7



F-3-1

HANDLE PIPE/TOP BRIDGE
(CRF450R4,5,6,7)

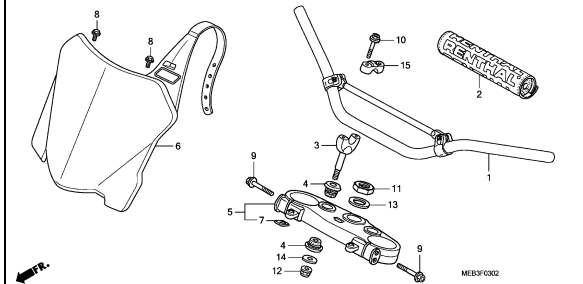
G 8



F-3-2

HANDLE PIPE/TOP BRIDGE (CRF450R8)

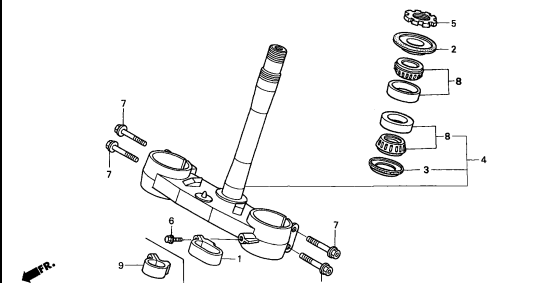
G 9



F-4

STEERING STEM (CRF450R2,3,4,5,6,7)

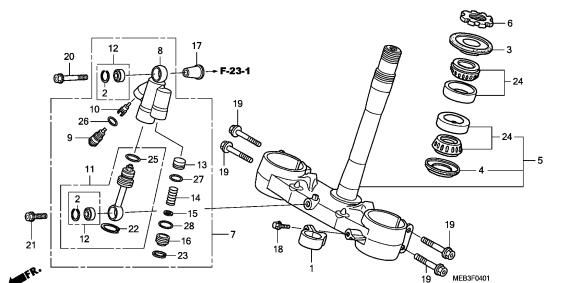
G10



F-4-1

STEERING STEM (CRF450R8)

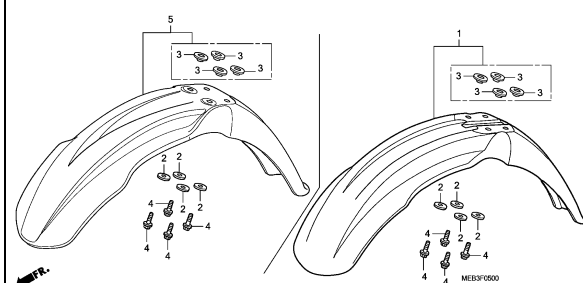
G11



F-5

FRONT FENDER

G13



3

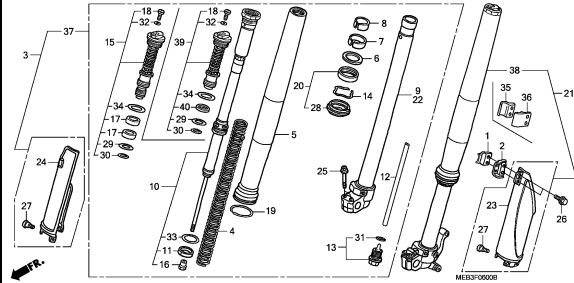
FRAME GROUP

C 5

F-6

FRONT FORK

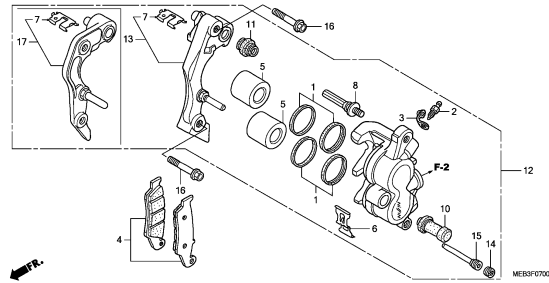
G14



F-7

FRONT BRAKE CALIPER

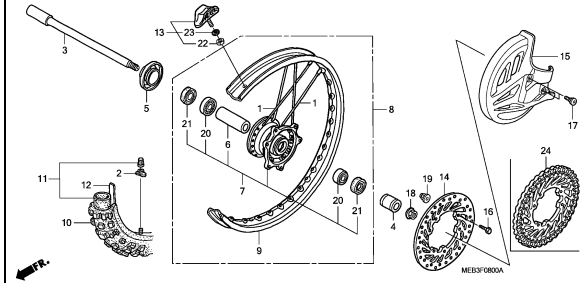
H 2



F-8

FRONT WHEEL

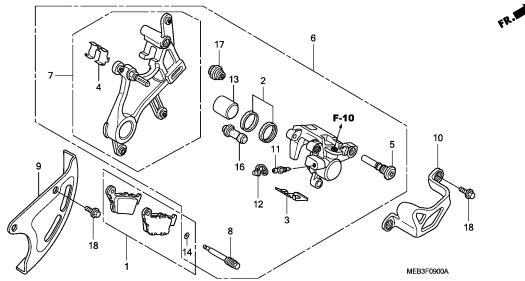
H 3



F-9

REAR BRAKE CALIPER

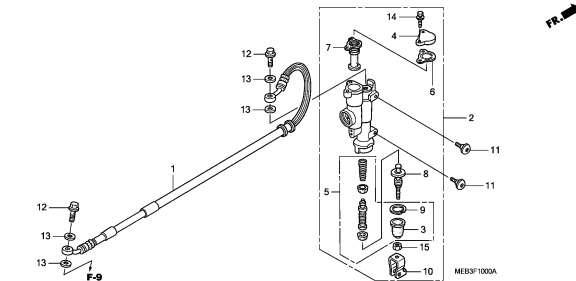
H 6



F-10

RR. BRAKE MASTER CYLINDER

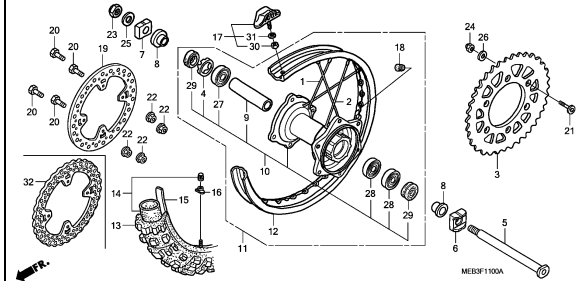
H 7



F-11

REAR WHEEL

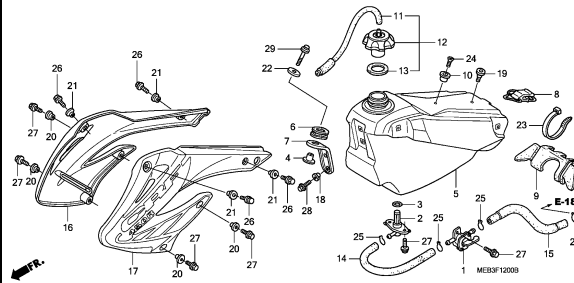
H 9



F-12

FUEL TANK(CRF450R2,3,4)

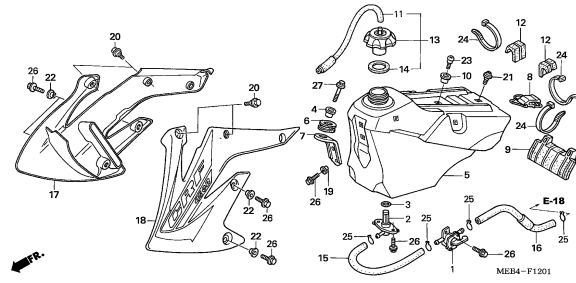
H12



F-12-1

FUEL TANK(CRF450R5,6,7,8)

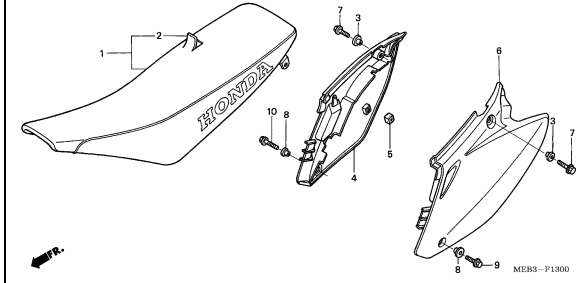
H14



F-13

SEAT/SIDE COVER (CRF450R2,3,4)

H16



3

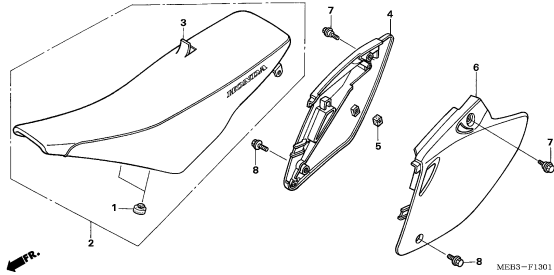
FRAME GROUP

C 6

F-13-1

SEAT/SIDE COVER (CRF450R5,6,7,8)

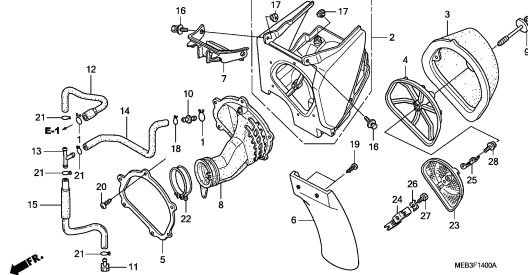
I 1



F-14

AIR CLEANER(CRF450R2)

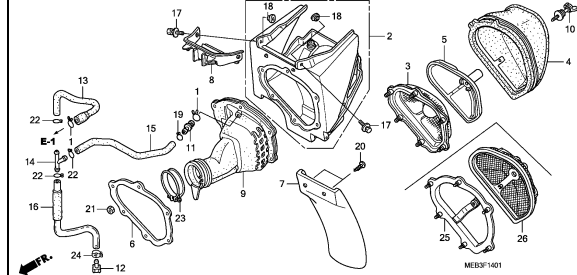
I 2



F-14-1

AIR CLEANER(CRF450R3,4)

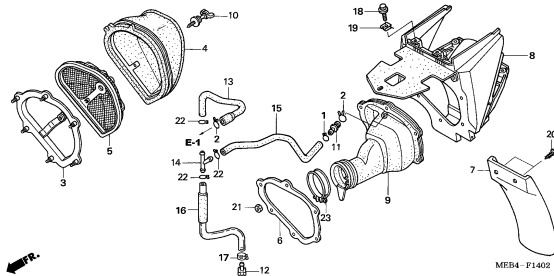
I 4



F-14-2

AIR CLEANER (CRF450R5,6,7,8)

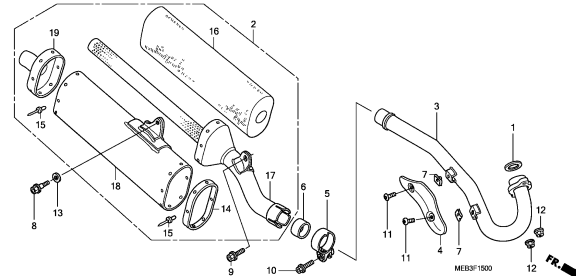
I 6



F-15

EXHAUST MUFFLER (CRF450R2-CM)

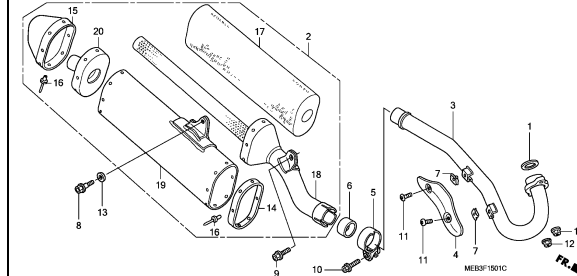
I 8



F-15-1

EXHAUST MUFFLER (CRF450R2-ED/U)

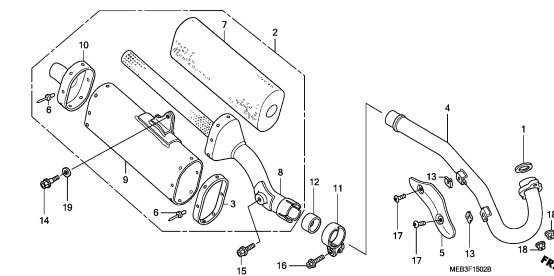
I 9



F-15-2

EXHAUST MUFFLER (CRF450R3-CM)

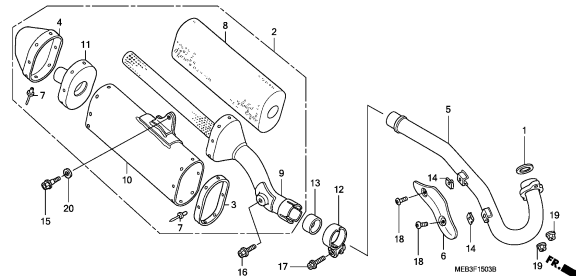
I 10



F-15-3

EXHAUST MUFFLER (CRF450R3-ED/U)

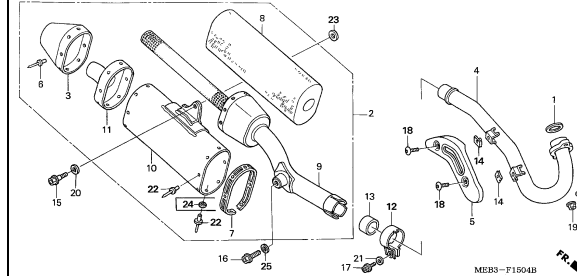
I 11



F-15-4

EXHAUST MUFFLER (CRF450R4,5)

I 12

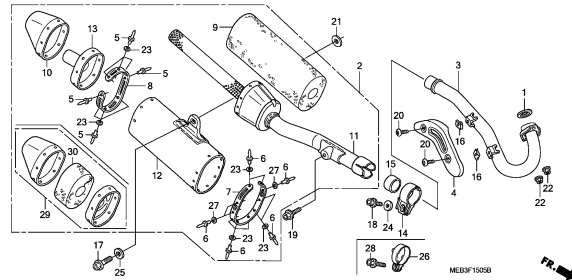


FRAME GROUP

C 7

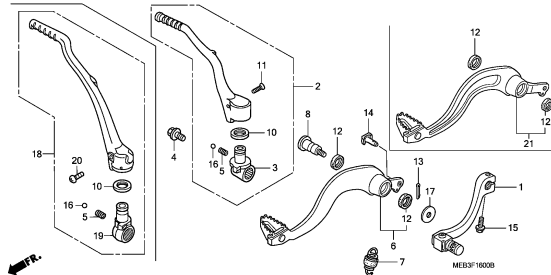
F-15-5
EXHAUST MUFFLER (CRF450R6,7,8)

I14



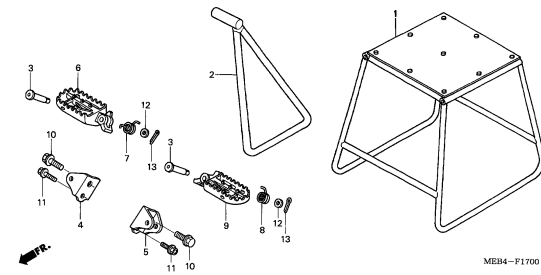
F-16
PEDAL/KICK STARTER ARM

I16



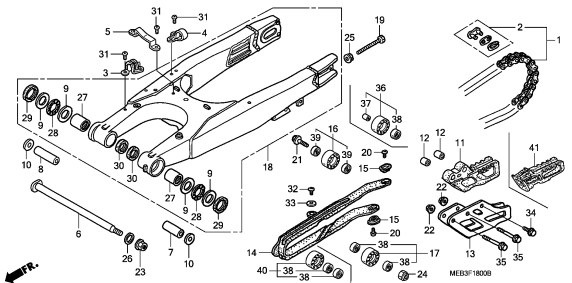
F-17
STAND/STEP

J 2



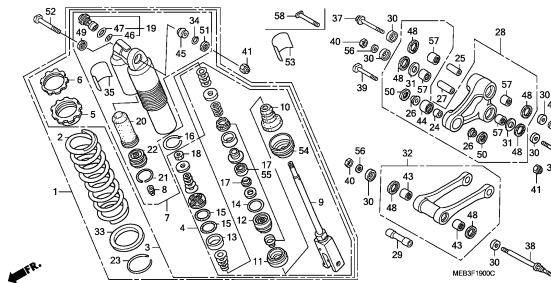
F-18
SWINGARM

J 4



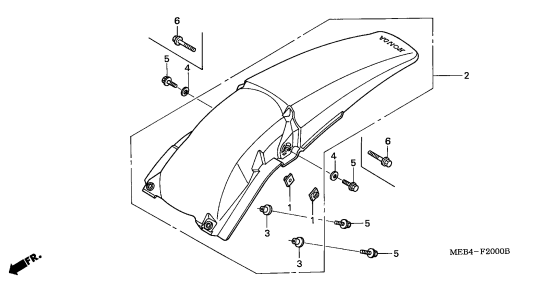
F-19
REAR CUSHION

J 6



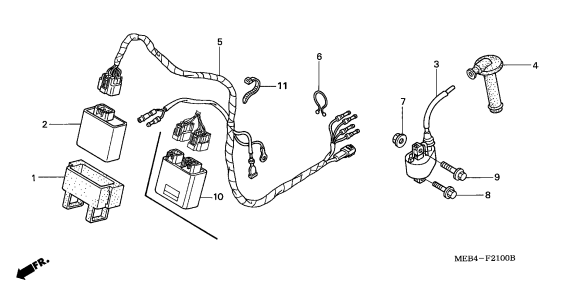
F-20
REAR FENDER

J10



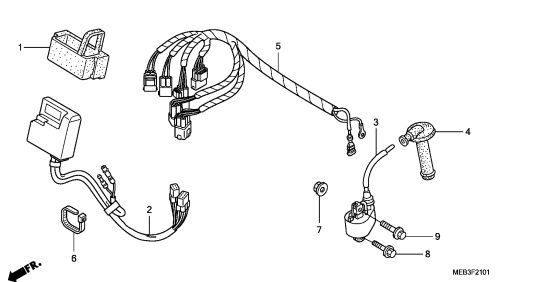
F-21
WIRE HARNESS (CRF450R2,3,4,5,6,7)

J11



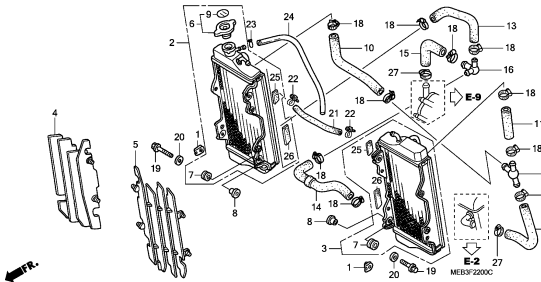
F-21-1
WIRE HARNESS(CRF450R8)

J12



F-22
RADIATOR(CRF450R2,3,4)

J13



3

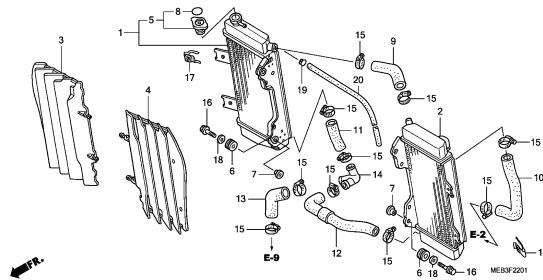
FRAME GROUP

C 8

F-22-1

RADIATOR(CRF450R5,6,7,8)

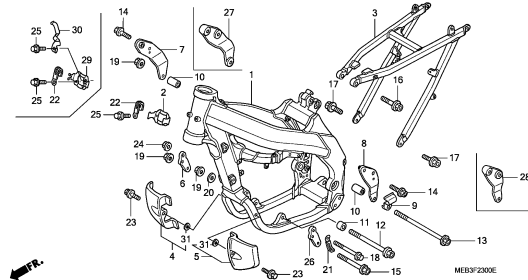
J15



F-23

FRAME BODY(CRF450R2,3,4)

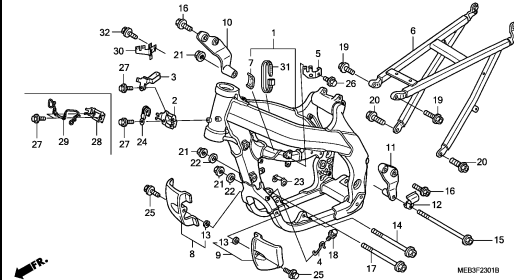
K 1



F-23-1

FRAME BODY (CRF450R5,6,7,8)

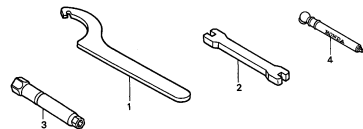
K 3



F-24

TOOLS

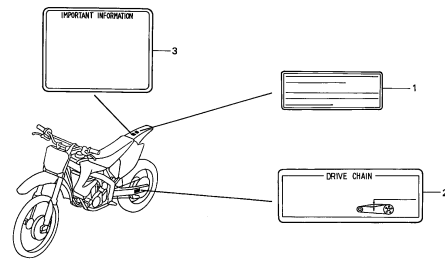
K 5



F-25

CAUTION LABEL

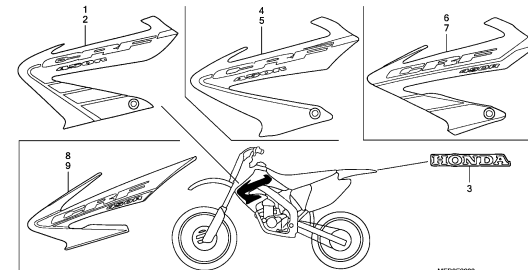
K 6



F-26

MARK(CRF450R2,3,4,5)

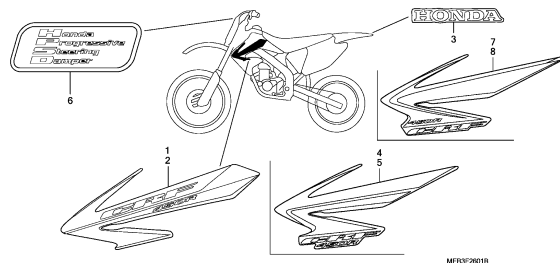
K 7



F-26-1

MARK(CRF450R6,7,8)

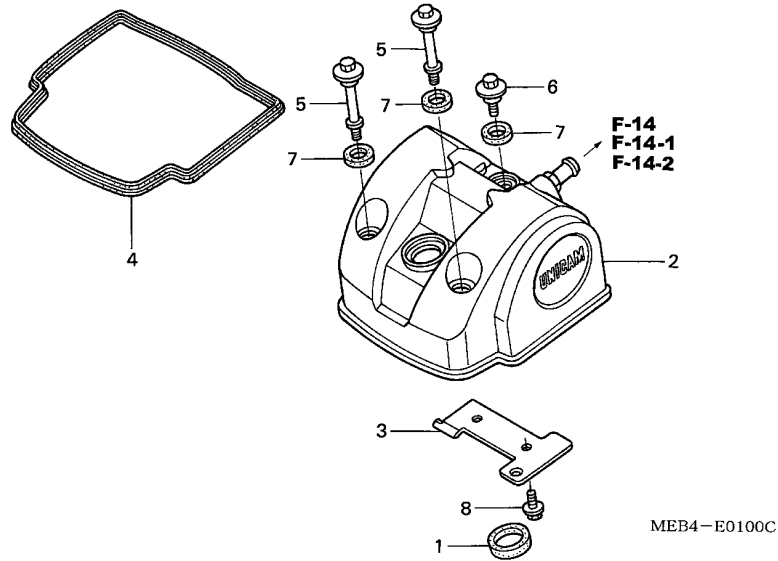
K 8



E-1

CYLINDER HEAD COVER

D 1



Ref. No.	L.O.N.	(Relative ref. Number) Description	F.R.T.
2		(3)	
1111C4		COVER, CYLINDER HEAD	0.3
4		(1,7)	
1111D2		GASKET, CYLINDER HEAD COVER ..	0.3

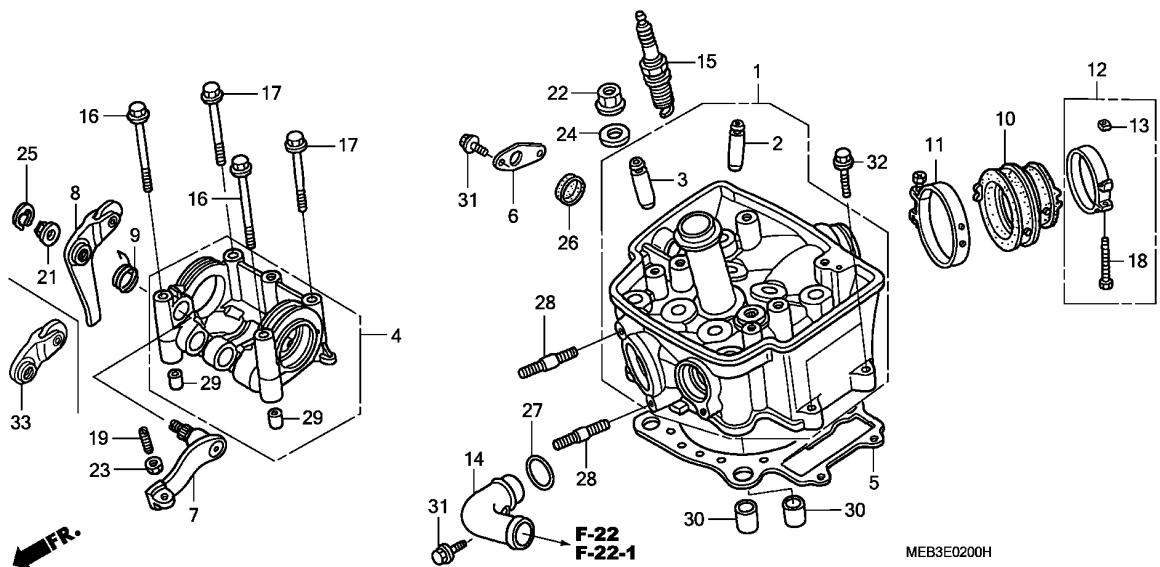
Ref. No.	Part No.	Description	Reqd. QTY								Serial No.	Parts catalogue code
			2	3	4	5	6	7	8			
1	12226-MEB-670	SEAL, RING	1	1	1	1	1	1	1			
2	12310-MEB-670	COVER COMP., CYLINDER HEAD ..	1	1	1	1	1	-	-			
	12310-MEN-A01	-	-	-	-	-	1	1			
3	12316-MEB-670	PLATE, BREATHER	1	-	-	-	-	-	-			
	12316-MEB-770	-	1	1	-	-	-	-			
	12316-MEN-730	-	-	-	1	1	1	1			
4	12391-MEB-670	GASKET, HEAD COVER	1	1	1	1	1	1	1			
5	90001-MEB-670	BOLT, HEAD COVER	2	2	2	2	2	2	2			
6	90002-MEB-670	BOLT, HEAD COVER	1	1	1	1	1	1	1			
7	90543-MV9-670	RUBBER, MOUNTING	3	3	3	3	3	3	3			
8	96300-06012-00	BOLT, FLANGE, 6X12	2	2	2	2	2	2	2			

2

E-2

CYLINDER HEAD

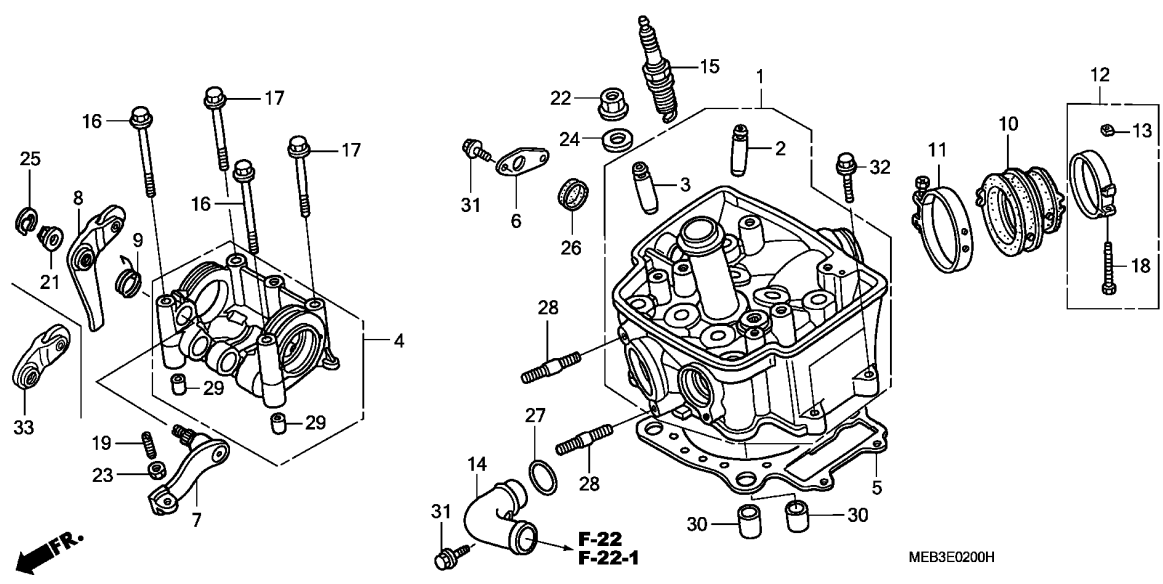
D 2



Ref. No.	L.O.N.	(Relative ref. Number) Description	F.R.T.
1	111106	HEAD, CYLINDERINCLUDES: Valve adjust and reface	3.0
2	1111L9	GUIDE, INTAKE VALVE(ONE)INCLUDES: Reaming .INCLUDES: Valve adjust and reface	2.5
	1111L9A	.Replace all intake valve guide add	0.3
	1111M9	GUIDE, VALVE :FOR 1 VEHICLE .. .INCLUDES: Reaming .INCLUDES: Valve adjust and reface	3.4
3	1111M0	GUIDE, EXHAUST VALVE(ONE)INCLUDES: Reaming .INCLUDES: Valve adjust and reface	2.5
	1111MOA	.Replace all exhaust valve guide add	0.3
	1111M9	GUIDE, VALVE :FOR 1 VEHICLE .. .INCLUDES: Reaming .INCLUDES: Valve adjust and reface	3.4
4	1111B4	HOLDER, CAMSHAFT	1.2

Ref. No.	Part No.	Description	Reqd. QTY								Serial No.	Parts catalogue code
			2	3	4	5	6	7	8			
1	12200-MEB-670	HEAD COMP., CYLINDER	1	-	-	-	-	-	-	-		
	12200-MEB-770	-	1	-	-	-	-	-	-		
	12200-MEN-670	-	-	1	-	-	-	-	-	-----	ED,U
	12200-MEN-671	-	-	1	-	-	-	-	-	-----	ED/A,U/A
	12200-MEN-730	-	-	-	1	-	-	-	-		
	12200-MEN-850	-	-	-	-	1	-	-	-		
	12200-MEN-A00	-	-	-	-	-	1	1	1		
2	12204-MEB-P00	GUIDE, IN. VALVE (OS)	2	2	2	2	2	2	2	2		
3	12205-MEB-P00	GUIDE, EX. VALVE (OS)	2	2	2	2	2	2	2	2		
4	12240-MEB-670	HOLDER COMP., CAMSHAFT	1	-	-	-	-	-	-	-		
	12240-MEB-770	-	1	1	1	1	-	-	-		
	12240-MEB-771	-	-	-	-	-	1	1	1		
5	12251-MEB-671	GASKET, CYLINDER HEAD	1	1	1	1	1	1	-	-		
	12251-MEY-671	-	-	-	-	-	-	1	1		
6	12328-MEB-670	PLATE, HEAD SIDE	1	1	-	-	-	-	-	-		
7	14120-MEB-670	ARM, DECOMPRESSION LIFTER ...	1	-	-	-	-	-	-	-		
	14120-MEB-770	-	1	1	1	1	-	-	-		
8	14130-MEB-670	SLIPPER COMP., DECOMPRESSION	1	-	-	-	-	-	-	-	-----	2000034
	14130-MEB-671	1	-	-	-	-	-	-	-	2000035	
		-	1	-	-	-	-	-	-		
9	14133-MEB-670	SPRING, DECOMPRESSION ARM ...	1	1	1	1	1	1	-	-		
10	16210-MEB-670	INSULATOR, CARBURETOR	1	1	1	1	1	-	-	-		
	16210-MEN-A00	-	-	-	-	-	1	1	1		
11	16218-MCA-000	BAND, INSULATOR	1	1	1	1	1	1	1	1		
12	16218-MCJ-000	BAND B, INSULATOR	1	1	1	1	1	1	1	1		
13	16222-MV4-300	NUT, SQUARE, 5MM	1	1	1	1	1	1	1	1		
14	19523-MEB-670	PIPE, WATER	1	1	1	-	-	-	-	-		

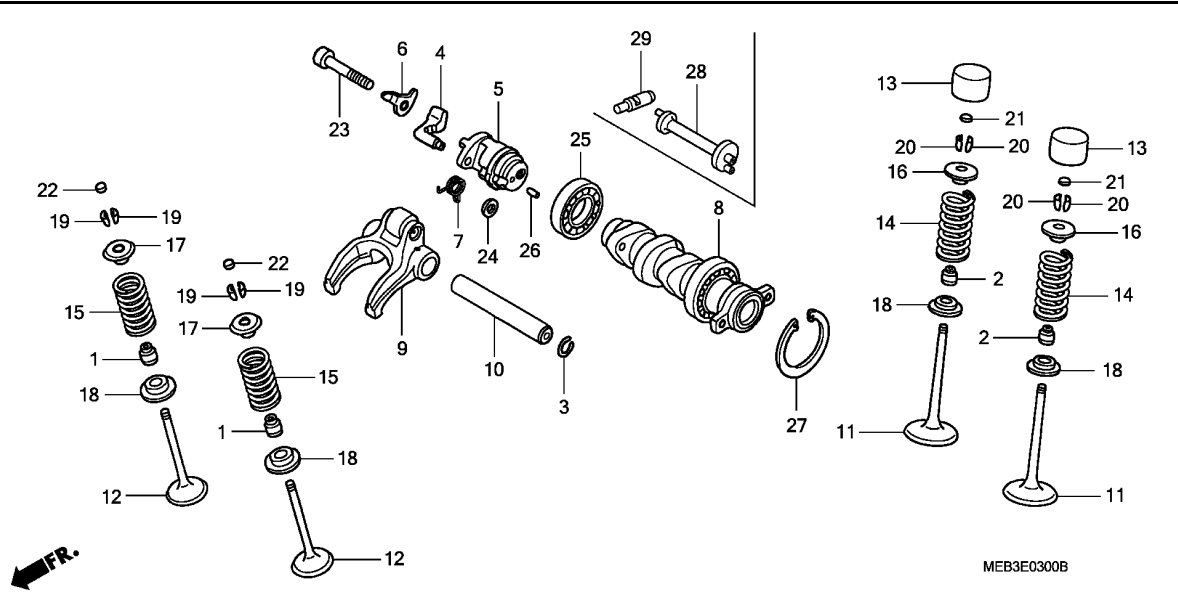
2



Ref. No.	L.O.N.	(Relative ref. Number) Description	F.R.T.
5		(30)	
	111115	GASKET, CYLINDER HEAD	1.6
7	1111T5	ARM, DECOMPRESSION LIFTER	0.5
8		(9,33)	
	1111T6	SLIPPER, DECOMPRESSION	0.4
10	311131	INSULATOR, THROTTLE BODY/ CARBURETOR	0.3
14		(27)	
	1141F4	PIPE, WATER OUTLET :FRONT	0.4
15	614130	PLUG, SPARK	0.2

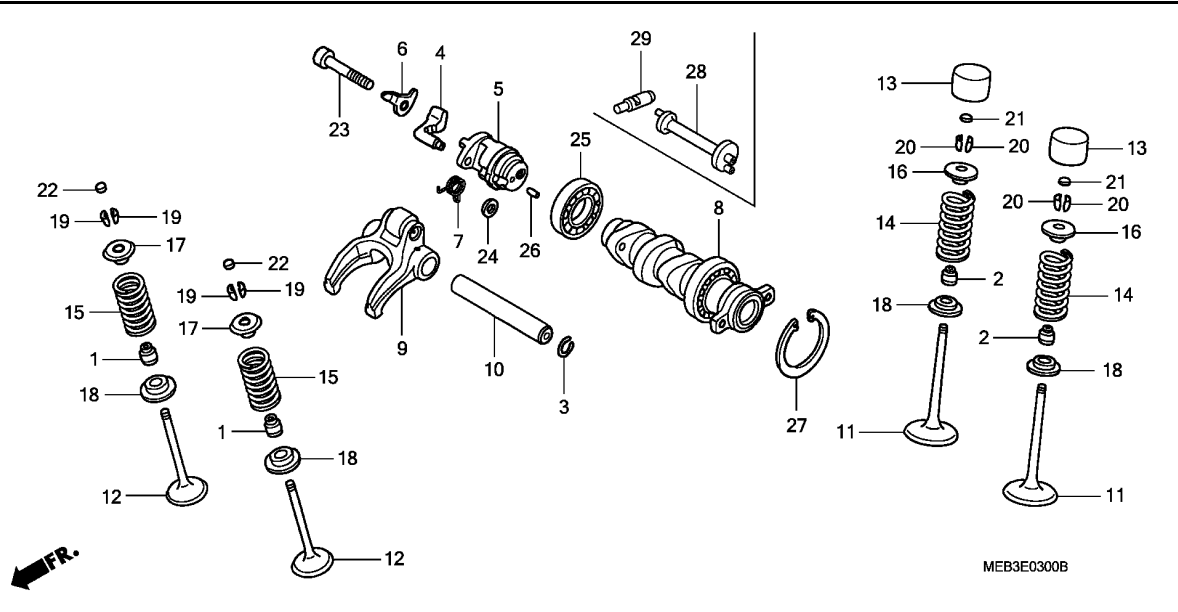
Ref. No.	Part No.	Description	Reqd. QTY								Serial No.	Parts catalogue code
			2	3	4	5	6	7	8			
14)	19523-KRN-730	JOINT, WATER	-	-	-	1	1	1	1	1		
15	31918-MEB-671	PLUG, SPARK (IFR8H11)(NGK) ..	1	1	1	1	1	1	1	1		
	31918-MEB-672	PLUG, SPARK (VK24PRZ11)(DENSO)	1	1	1	1	1	1	1	1		
	31919-MEB-671	PLUG, SPARK (IFR9H11)(NGK) ..	(1)	(1)	(1)	(1)	(1)	(1)	(1)	(1)		
	31919-MEB-672	PLUG, SPARK (VK27PRZ11)(DENSO)	(1)	(1)	(1)	(1)	(1)	(1)	(1)	(1)		
16	90003-MEB-670	BOLT, FLANGE, 6X72	2	-	-	-	-	-	-	-		
	90003-MEB-770	-	2	2	2	2	2	2	2		
17	90003-MLO-000	BOLT, FLANGE, 6X65	2	-	-	-	-	-	-	-		
	90002-MEB-770	-	2	2	2	2	2	2	2		
18	90005-MCJ-000	BOLT, RECESSED, 5X28	1	1	1	1	1	1	1	1		
19	90012-MEB-670	SCREW, TAPPET ADJUSTING	1	1	1	1	1	-	-	-		
21	90201-MEB-670	NUT, SPECIAL, 8MM	1	1	1	1	1	-	-	-		
22	90204-634-000	NUT, FLANGE, 10MM	4	4	4	4	4	4	4	4		
23	90206-KM3-000	NUT, TAPPET ADJUSTING	1	1	1	1	1	-	-	-		
24	90453-KCY-670	WASHER, PLAIN, 10MM	4	4	4	4	4	4	4	4		
25	90603-MEB-670	CIRCLIP, SPECIAL, 12MM	1	1	1	1	1	-	-	-		
26	91206-MEB-671	CAP, SEAL, 20MM	1	1	-	-	-	-	-	-		
27	91312-KE7-003	O-RING, 19X3(NOK)	1	1	1	1	1	1	1	1		
28	92900-08022-0B	BOLT, STUD, 8X22	2	2	2	2	2	2	2	2		
29	94301-08100	DOWEL PIN, 8X10	2	2	2	2	2	2	2	2		
30	94301-14200	DOWEL PIN, 14X20	2	2	2	2	2	2	2	2		
31	96001-06014-00	BOLT, FLANGE, 6X14	3	3	1	-	-	-	-	-		
	96001-06020-00	BOLT, FLANGE, 6X20	-	-	-	1	1	1	1	1		
32	96001-06028-00	BOLT, FLANGE, 6X28	2	2	2	2	2	2	2	2		
33	14130-MEN-670	SLIPPER COMP., DECOMPRESSION	-	-	1	1	1	-	-	-		





Ref. No.	L.O.N.	(Relative ref. Number) Description	F.R.T.
5		(4,6,7,23,24,26)	
1111T8		BASE, DECOMPRESSION	0.7
8		CAMSHAFT	1.2
		.INCLUDES: Valve adjustment	
9		(10)	
1111K9		ARM, EXHAUST VALVE ROCKER(ONE)	0.7
		.INCLUDES: Valve adjustment	
11		VALVE, INTAKE(ONE)	2.0
		.INCLUDES: Refacing	
1111NOA		.Replace all intake valve add	0.2
1111PO		VALVE :FOR 1 VEHICLE	2.6
		.INCLUDES: Refacing	
12		VALVE, EXHAUST(ONE)	2.0
		.INCLUDES: Refacing	
1111N1A		.Replace all exhaust valve add	0.2
1111PO		VALVE :FOR 1 VEHICLE	2.6
		.INCLUDES: Refacing	
14		(2,16,18,20)	
1111P2		SPRING AND/OR STEM SEAL, INTAKE VALVE(ONE)	1.8
1111P2A		.Replace all intake spring add	0.1
1111Q2		SPRING AND/OR STEM SEAL, VALVE :FOR 1 VEHICLE	2.1

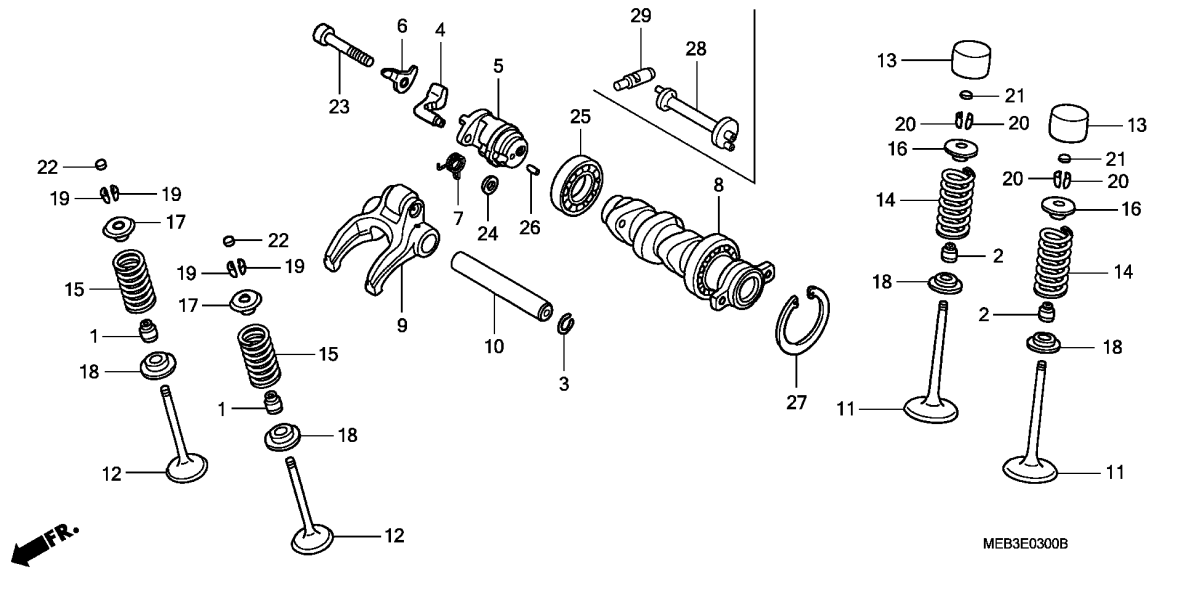
Ref. No.	Part No.	Description	Reqd. QTY								Serial No.	Parts catalogue code
			2	3	4	5	6	7	8			
1	12209-GB4-682	SEAL, VALVE STEM (ARAI)	2	2	2	2	2	2	2			
2	12209-KL4-005	SEAL, VALVE STEM (NOK)	2	2	2	2	2	2	2			
3	13115-156-000	CLIP, PISTON PIN, 12MM	1	1	1	1	1	1	1			
4	14102-MEB-670	WEIGHT, DECOMPRESSION	1	1	1	1	1	-	-			
5	14103-MEB-670	BASE, DECOMPRESSION	1	1	1	1	1	-	-			
6	14105-MEB-670	PLATE, WEIGHT SETTING	1	1	1	1	1	-	-			
7	14106-MEB-672	SPRING, DECOMPRESSION	1	1	1	1	-	-	-			
	14106-MEB-673	-	-	-	-	1	-	-	-----	2400113 ED,U	
			-	-	-	-	1	-	-	-----	ED/A,ED/B,U/A	
			-	-	-	-	1	-	-	-----	2400114 ED,U	
8	14110-MEB-670	CAMSHAFT COMP.	1	-	-	-	-	-	-			
	14110-MEB-770	-	1	-	-	-	-	-			
	14110-MEN-670	-	-	1	1	1	-	-			
	14110-MEN-A00	-	-	-	-	-	1	-			
	14110-MEN-A10	-	-	-	-	-	-	1			
9	14440-MEB-670	ARM COMP., EX. ROCKER	1	-	-	-	-	-	-	-----	2000034	
	14440-MEB-671	1	-	-	-	-	-	-	-----	2000035	
10	14451-MEB-670	SHAFT, EX. ROCKER ARM	1	1	1	1	1	1	1			
11	14711-MEB-670	VALVE, IN.	2	2	2	2	2	2	2			
12	14721-MEB-670	VALVE, EX.	2	2	2	2	2	-	-			
	14721-MEN-A00	-	-	-	-	-	2	2			
13	14731-MEB-670	LIFTER, VALVE	2	2	2	2	2	2	2			
14	14751-MEB-670	SPRING, IN. VALVE	2	2	2	2	2	2	2			
15	14752-MEB-670	SPRING, EX. VALVE	2	2	2	2	2	2	2			
16	14771-MEB-670	RETAINER, IN. VALVE SPRING ..	2	2	2	2	2	2	2			



Ref. No.	L.O.N.	(Relative ref. Number) Description	F.R.T.
15		(1,17,18,19)	
1111P3		SPRING AND/OR STEM SEAL, EXHAUST VALVE(ONE)	1.8
1111P3A		.Replace all exhaust spring add	0.1
1111Q2		SPRING AND/OR STEM SEAL, VALVE :FOR 1 VEHICLE	2.1
25	1111Q5	BEARING, CAMSHAFT	1.2
28	1111AP	SHAFT, DECOMPRESSION	0.6
29	1111AQ	PLUNGER, DECOMPRESSION	0.7

Ref. No.	Part No.	Description	Reqd. QTY								Serial No.	Parts catalogue code
			2	3	4	5	6	7	8			
17	14772-MEB-670	RETAINER, EX. VALVE SPRING ..	2	2	2	2	2	2	2	2		
18	14775-KGB-610	SEAT, VALVE SPRING	4	4	4	4	4	4	4	4		
19	14781-MAT-000	COTTER, VALVE	4	4	4	4	4	4	4	4		
20	14781-MEB-670	COTTER, VALVE	4	4	4	4	4	4	4	4		
21	14901-MBB-000	SHIM, TAPPET (1.20)	2	2	2	2	2	2	2	2		
	14902-MBB-000	SHIM, TAPPET (1.225)	2	2	2	2	2	2	2	2		
	14903-MBB-000	SHIM, TAPPET (1.250)	2	2	2	2	2	2	2	2		
	14904-MBB-000	SHIM, TAPPET (1.275)	2	2	2	2	2	2	2	2		
	14905-MBB-000	SHIM, TAPPET (1.30)	2	2	2	2	2	2	2	2		
	14906-MBB-000	SHIM, TAPPET (1.325)	2	2	2	2	2	2	2	2		
	14907-MBB-000	SHIM, TAPPET (1.350)	2	2	2	2	2	2	2	2		
	14908-MBB-000	SHIM, TAPPET (1.375)	2	2	2	2	2	2	2	2		
	14909-MBB-000	SHIM, TAPPET (1.40)	2	2	2	2	2	2	2	2		
	14910-MBB-000	SHIM, TAPPET (1.425)	2	2	2	2	2	2	2	2		
	14911-MBB-000	SHIM, TAPPET (1.450)	2	2	2	2	2	2	2	2		
	14912-MBB-000	SHIM, TAPPET (1.475)	2	2	2	2	2	2	2	2		
	14913-MBB-000	SHIM, TAPPET (1.50)	2	2	2	2	2	2	2	2		
	14914-MBB-000	SHIM, TAPPET (1.525)	2	2	2	2	2	2	2	2		
	14915-MBB-000	SHIM, TAPPET (1.550)	2	2	2	2	2	2	2	2		
	14916-MBB-000	SHIM, TAPPET (1.575)	2	2	2	2	2	2	2	2		
	14917-MBB-000	SHIM, TAPPET (1.60)	2	2	2	2	2	2	2	2		
	14918-MBB-000	SHIM, TAPPET (1.625)	2	2	2	2	2	2	2	2		
	14919-MBB-000	SHIM, TAPPET (1.650)	2	2	2	2	2	2	2	2		
	14920-MBB-000	SHIM, TAPPET (1.675)	2	2	2	2	2	2	2	2		
	14921-MBB-000	SHIM, TAPPET (1.70)	2	2	2	2	2	2	2	2		
	14922-MBB-000	SHIM, TAPPET (1.725)	2	2	2	2	2	2	2	2		
	14923-MBB-000	SHIM, TAPPET (1.750)	2	2	2	2	2	2	2	2		
	14924-MBB-000	SHIM, TAPPET (1.775)	2	2	2	2	2	2	2	2		

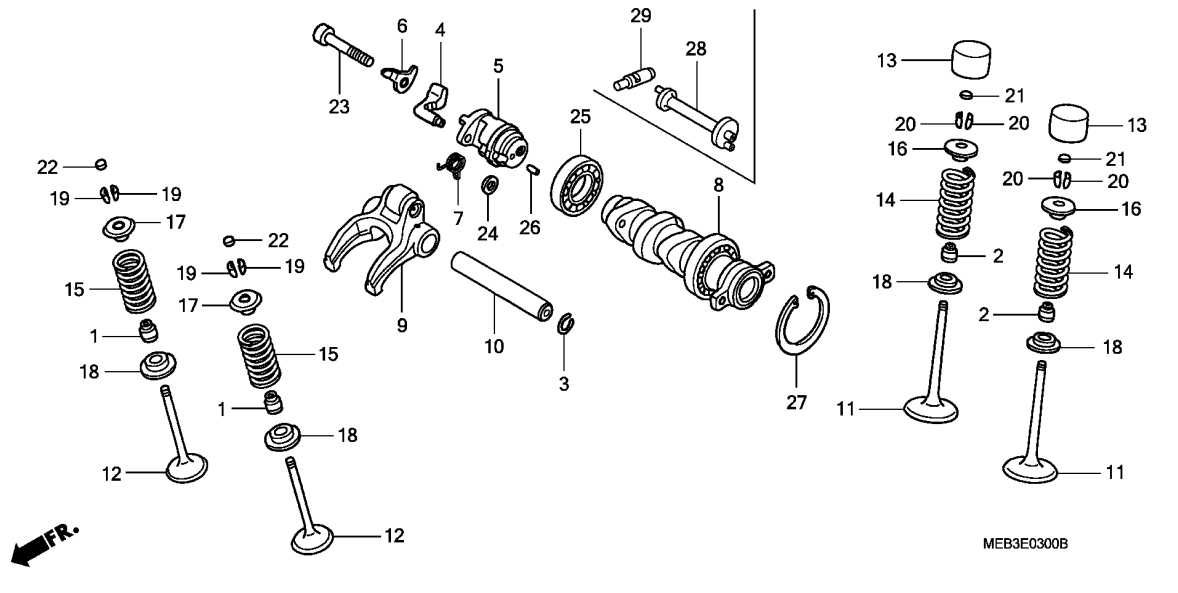




Ref. No.	Part No.	Description	Reqd. QTY								Serial No.	Parts catalogue code
			2	3	CRF450R		6	7	8			
21)	14925-MBB-000	SHIM, TAPPET (1.80)	2	2	2	2	2	2	2			
	14926-MBB-000	SHIM, TAPPET (1.825)	2	2	2	2	2	2	2			
	14927-MBB-000	SHIM, TAPPET (1.850)	2	2	2	2	2	2	2			
	14928-MBB-000	SHIM, TAPPET (1.875)	2	2	2	2	2	2	2			
	14929-MBB-000	SHIM, TAPPET (1.90)	2	2	2	2	2	2	2			
	14930-MBB-000	SHIM, TAPPET (1.925)	2	2	2	2	2	2	2			
	14931-MBB-000	SHIM, TAPPET (1.950)	2	2	2	2	2	2	2			
	14932-MBB-000	SHIM, TAPPET (1.975)	2	2	2	2	2	2	2			
	14933-MBB-000	SHIM, TAPPET (2.00)	2	2	2	2	2	2	2			
	14934-MBB-000	SHIM, TAPPET (2.025)	2	2	2	2	2	2	2			
	14935-MBB-000	SHIM, TAPPET (2.050)	2	2	2	2	2	2	2			
	14936-MBB-000	SHIM, TAPPET (2.075)	2	2	2	2	2	2	2			
	14937-MBB-000	SHIM, TAPPET (2.10)	2	2	2	2	2	2	2			
	14938-MBB-000	SHIM, TAPPET (2.125)	2	2	2	2	2	2	2			
	14939-MBB-000	SHIM, TAPPET (2.150)	2	2	2	2	2	2	2			
	14940-MBB-000	SHIM, TAPPET (2.175)	2	2	2	2	2	2	2			
	14941-MBB-000	SHIM, TAPPET (2.20)	2	2	2	2	2	2	2			
	14942-MBB-000	SHIM, TAPPET (2.225)	2	2	2	2	2	2	2			
	14943-MBB-000	SHIM, TAPPET (2.250)	2	2	2	2	2	2	2			
	14944-MBB-000	SHIM, TAPPET (2.275)	2	2	2	2	2	2	2			
	14945-MBB-000	SHIM, TAPPET (2.30)	2	2	2	2	2	2	2			
	14946-MBB-000	SHIM, TAPPET (2.325)	2	2	2	2	2	2	2			
	14947-MBB-000	SHIM, TAPPET (2.350)	2	2	2	2	2	2	2			
	14948-MBB-000	SHIM, TAPPET (2.375)	2	2	2	2	2	2	2			
	14949-MBB-000	SHIM, TAPPET (2.40)	2	2	2	2	2	2	2			
	14950-MBB-000	SHIM, TAPPET (2.425)	2	2	2	2	2	2	2			
	14951-MBB-000	SHIM, TAPPET (2.450)	2	2	2	2	2	2	2			
22	14901-MBB-000	SHIM, TAPPET (1.20)	2	2	2	2	2	2	2			
	14902-MBB-000	SHIM, TAPPET (1.225)	2	2	2	2	2	2	2			

Ref. No.	Part No.	Description	Reqd. QTY								Serial No.	Parts catalogue code
			2	3	CRF450R		7	8				
22)	14903-MBB-000	SHIM, TAPPET (1.250)	2	2	2	2	2	2	2			
	14904-MBB-000	SHIM, TAPPET (1.275)	2	2	2	2	2	2	2			
	14905-MBB-000	SHIM, TAPPET (1.30)	2	2	2	2	2	2	2			
	14906-MBB-000	SHIM, TAPPET (1.325)	2	2	2	2	2	2	2			
	14907-MBB-000	SHIM, TAPPET (1.350)	2	2	2	2	2	2	2			
	14908-MBB-000	SHIM, TAPPET (1.375)	2	2	2	2	2	2	2			
	14909-MBB-000	SHIM, TAPPET (1.40)	2	2	2	2	2	2	2			
	14910-MBB-000	SHIM, TAPPET (1.425)	2	2	2	2	2	2	2			
	14911-MBB-000	SHIM, TAPPET (1.450)	2	2	2	2	2	2	2			
	14912-MBB-000	SHIM, TAPPET (1.475)	2	2	2	2	2	2	2			
	14913-MBB-000	SHIM, TAPPET (1.50)	2	2	2	2	2	2	2			
	14914-MBB-000	SHIM, TAPPET (1.525)	2	2	2	2	2	2	2			
	14915-MBB-000	SHIM, TAPPET (1.550)	2	2	2	2	2	2	2			
	14916-MBB-000	SHIM, TAPPET (1.575)	2	2	2	2	2	2	2			
	14917-MBB-000	SHIM, TAPPET (1.60)	2	2	2	2	2	2	2			
	14918-MBB-000	SHIM, TAPPET (1.625)	2	2	2	2	2	2	2			
	14919-MBB-000	SHIM, TAPPET (1.650)	2	2	2	2	2	2	2			
	14920-MBB-000	SHIM, TAPPET (1.675)	2	2	2	2	2	2	2			
	14921-MBB-000	SHIM, TAPPET (1.70)	2	2	2	2	2	2	2			
	14922-MBB-000	SHIM, TAPPET (1.725)	2	2	2	2	2	2	2			
	14923-MBB-000	SHIM, TAPPET (1.750)	2	2	2	2	2	2	2			
	14924-MBB-000	SHIM, TAPPET (1.775)	2	2	2	2	2	2	2			
	14925-MBB-000	SHIM, TAPPET (1.80)	2	2	2	2	2	2	2			
	14926-MBB-000	SHIM, TAPPET (1.825)	2	2	2	2	2	2	2			
	14927-MBB-000	SHIM, TAPPET (1.850)	2	2	2	2	2	2	2			
	14928-MBB-000	SHIM, TAPPET (1.875)	2	2	2	2	2	2	2			
	14929-MBB-000	SHIM, TAPPET (1.90)	2	2	2	2	2	2	2			
	14930-MBB-000	SHIM, TAPPET (1.925)	2	2	2	2	2	2	2			
	14931-MBB-000	SHIM, TAPPET (1.950)	2	2	2	2	2	2	2			
	14932-MBB-000	SHIM, TAPPET (1.975)	2	2	2	2	2	2	2			
	14933-MBB-000	SHIM, TAPPET (2.00)	2	2	2	2	2	2	2			
	14934-MBB-000	SHIM, TAPPET (2.025)	2	2	2	2	2	2	2			
	14935-MBB-000	SHIM, TAPPET (2.050)	2	2	2	2	2	2	2			
	14936-MBB-000	SHIM, TAPPET (2.075)	2	2	2	2	2	2	2			
	14937-MBB-000	SHIM, TAPPET (2.10)	2	2	2	2	2	2	2			
	14938-MBB-000	SHIM, TAPPET (2.125)	2	2	2	2	2	2	2			
	14939-MBB-000	SHIM, TAPPET (2.150)	2	2	2	2	2	2	2			
	14940-MBB-000	SHIM, TAPPET (2.175)	2	2	2	2	2	2	2			
	14941-MBB-000	SHIM, TAPPET (2.20)	2	2	2	2	2	2	2			
	14942-MBB-000	SHIM, TAPPET (2.225)	2	2	2	2	2	2	2			
	14943-MBB-000	SHIM, TAPPET (2.250)	2	2	2	2	2	2	2			
	14944-MBB-000	SHIM, TAPPET (2.275)	2	2	2	2	2	2	2			
	14945-MBB-000	SHIM, TAPPET (2.30)	2	2	2	2	2	2	2			
	14946-MBB-000	SHIM, TAPPET (2.325)	2	2	2	2	2	2	2			
	14947-MBB-000	SHIM, TAPPET (2.350)	2	2	2	2	2	2	2			
	14948-MBB-000	SHIM, TAPPET (2.375)	2	2	2	2	2	2	2			
	14949-MBB-000	SHIM, TAPPET (2.40)	2	2	2	2	2	2	2			
	14950-MBB-000	SHIM, TAPPET (2.425)	2	2	2	2	2	2	2			
	14951-MBB-000	SHIM, TAPPET (2.450)	2	2	2	2	2	2	2			
	14952-MEB-670	SHIM, TAPPET (2.475)	2	2	2	2	2	2	2			
	14953-MEB-670	SHIM, TAPPET (2.500)	2	2	2	2	2	2	2			
	14954-MEB-670	SHIM, TAPPET (2.525)	2	2	2	2	2	2	2			
	14955-MEB-670	SHIM, TAPPET (2.550)	2	2	2	2	2	2	2			
	14956-MEB-670	SHIM, TAPPET (2.575)	2	2	2	2	2	2	2			
	14957-MEB-670	SHIM, TAPPET (2.600)	2	2	2	2	2	2	2			
	14958-MEB-670	SHIM, TAPPET (2.625)	2	2	2	2	2	2	2			
	14959-MEB-670	SHIM, TAPPET (2.650)	2	2	2	2	2	2	2			
	14960-MEB-670	SHIM, TAPPET (2.675)	2	2	2	2	2	2	2			



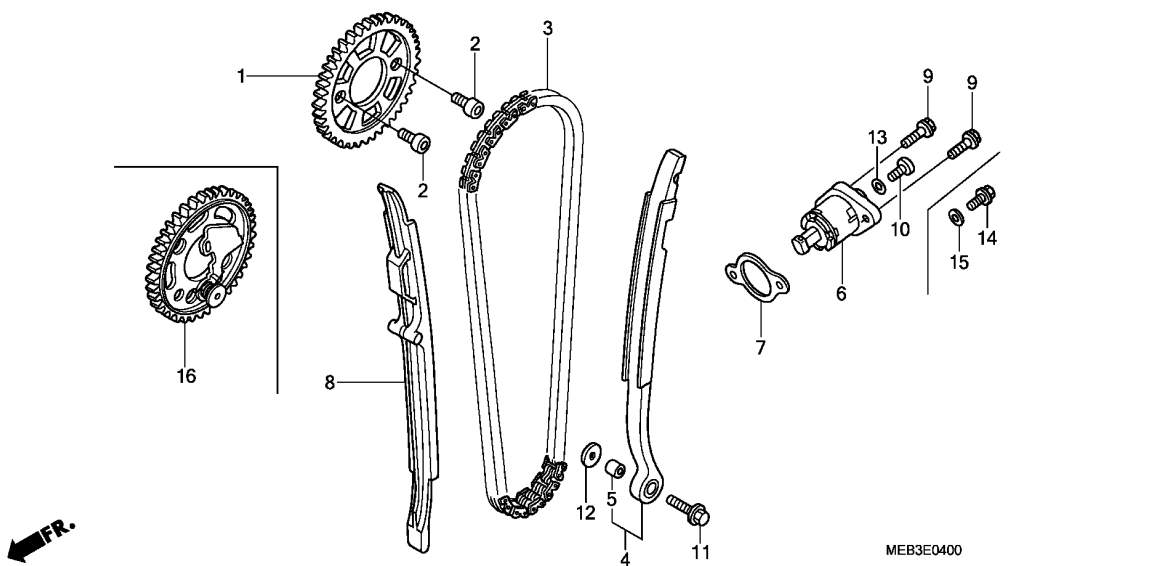


Ref. No.	Part No.	Description	Reqd. QTY								Serial No.	Parts catalogue code
			2	3	CRF450R		4	5	6	7		
22)	14961-MEB-670	SHIM, TAPPET (2.700)	2	2	2	2	2	2	2	2		
	14962-MEB-670	SHIM, TAPPET (2.725)	2	2	2	2	2	2	2	2		
	14963-MEB-670	SHIM, TAPPET (2.750)	2	2	2	2	2	2	2	2		
	14964-MEB-670	SHIM, TAPPET (2.775)	2	2	2	2	2	2	2	2		
	14965-MEB-670	SHIM, TAPPET (2.800)	2	2	2	2	2	2	2	2		
	14966-MEB-670	SHIM, TAPPET (2.825)	2	2	2	2	2	2	2	2		
	14967-MEB-670	SHIM, TAPPET (2.850)	2	2	2	2	2	2	2	2		
	14968-MEB-670	SHIM, TAPPET (2.875)	2	2	2	2	2	2	2	2		
	14969-MEB-670	SHIM, TAPPET (2.900)	2	2	2	2	2	2	2	2		
	14970-MEB-670	SHIM, TAPPET (2.925)	2	2	2	2	2	2	2	2		
	14971-MEB-670	SHIM, TAPPET (2.950)	2	2	2	2	2	2	2	2		
	14972-MEB-670	SHIM, TAPPET (2.975)	2	2	2	2	2	2	2	2		
	14973-MEB-670	SHIM, TAPPET (3.000)	2	2	2	2	2	2	2	2		
23	90006-MEB-670	BOLT, SOCKET, 8X45	1	1	1	1	1	1	-	-		
24	90444-611-920	WASHER A, TACHOMETER	1	1	1	1	1	1	-	-		
25	91003-KF0-008	BEARING, RADIAL BALL, 6904 ..	1	1	1	1	1	1	1	1		
26	91102-KGB-611	ROLLER, 3.5X12.8	1	1	1	1	1	1	-	-		
27	94520-42120	CIRCLIP, INTERNAL, 42MM	1	1	1	1	1	1	1	1		
28	14103-MEN-A00	SHAFT, DECOMPRESSION	-	-	-	-	-	-	1	1		
29	14213-MEN-A00	PLUNGER, DECOMPRESSION	-	-	-	-	-	-	1	1		

E-4

CAM CHAIN/TENSIONER

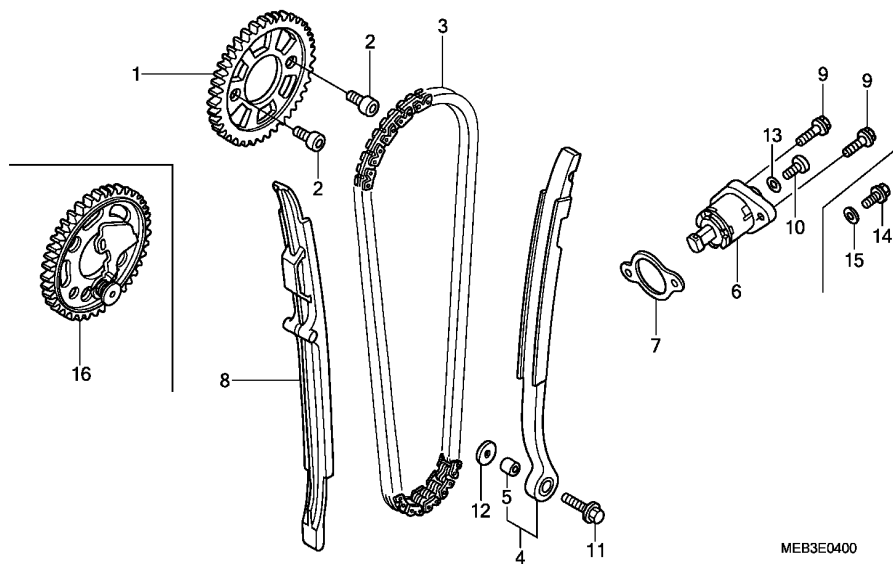
D 9



Ref. No.	L.O.N.	(Relative ref. Number) Description	F.R.T.
1		(16)	
1	1111Q4	SPROCKET, CAM	0.6
3	110140	CHAIN, CAM	1.3
4	111130	TENSIONER, CAM CHAIN	1.3
6		(7)	
6	111133	LIFTER, TENSIONER	0.2
8	111139	GUIDE, CAM CHAIN	1.6

Ref. No.	Part No.	Description	Reqd. QTY								Serial No.	Parts catalogue code
			2	3	4	5	6	7	8			
1	14321-MEB-670	SPROCKET, CAM (36T)	1	-	-	-	-	-	-	-		
	14321-MEB-671	-	1	1	1	1	-	-	-		
2	14322-MN1-670	BOLT, SPECIAL KNOCK, 7X10.4 -	2	2	2	2	2	2	2	2		
3	14401-MEB-671	CHAIN, CAM (112L)(BORG WARNER)	1	1	1	1	1	1	1	1		
4	14510-MEB-670	TENSIONER COMP., CAM CHAIN ..	1	1	1	1	1	1	1	1		
5	14515-KF0-000	COLLAR, TENSIONER, 6X9	1	1	1	1	1	1	1	1		
6	14520-MEB-670	LIFTER ASSY., TENSIONER	1	-	-	-	-	-	-	-		
	14520-MEB-671	-	1	-	-	-	-	-	-		
	14520-MEN-670	-	-	1	-	-	-	-	-	ED,U	
			-	-	1	-	-	-	-	-	2252786	ED/A,U/A
	14520-MEN-671	-	-	1	-	-	-	-	-	2252787	ED/A,U/A
7	14560-KCW-851	GASKET, TENSIONER LIFTER	1	1	-	-	-	-	-	-		
			-	-	1	-	-	-	-	-		
	14560-MEN-671	-	-	1	-	-	-	-	-	2213883	ED,U
			-	-	1	-	-	-	-	-	2213884	ED/A,U/A
			-	-	1	-	-	-	-	-		ED,U
8	14620-MEB-670	GUIDE, CAM CHAIN	1	-	-	-	-	-	-	-		
	14620-MEB-671	-	1	-	-	-	-	-	-		
	14620-MEN-671	-	-	1	1	1	1	1	1		
9	90004-GHB-630	BOLT, FLANGE, 6X16(NSHF)	2	2	2	2	2	2	2	2		
10	90005-KY7-000	SCREW, PAN, 6X6	1	1	-	-	-	-	-	-		
11	90088-MEB-670	BOLT, FLANGE, 6X25	1	1	1	1	1	1	1	1		
12	90482-567-000	WASHER, SPECIAL, 6MM	1	1	1	1	1	1	1	1		
13	91306-MG3-000	O-RING, 1.5X9.5	1	1	-	-	-	-	-	-		
14	90004-GHB-600	BOLT, FLANGE, 6X10(NSHF)	-	-	1	1	1	1	1	1		
15	90442-397-000	WASHER, SEALING, 6MM	-	-	1	1	1	1	1	1		

2



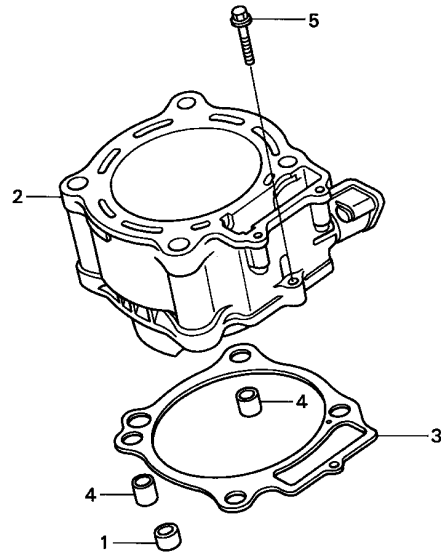
2

Ref. No.	Part No.	Description	Reqd. QTY								Serial No.	Parts catalogue code
			2	3	4	5	6	7	8			
16	14320-MEN-A00	SPROCKET COMP., CAM (36T) ...	-	-	-	-	-	1	-			
	14320-MEN-A10	-	-	-	-	-	-	1			

E-5

CYLINDER

D11



MEB4-E0500

Ref. No.	L.O.N.	(Relative ref. Number) Description	F.R.T.
2	1111A5	CYLINDER	2.0
3		(1,4)	
	111102	GASKET, CYLINDER	1.9

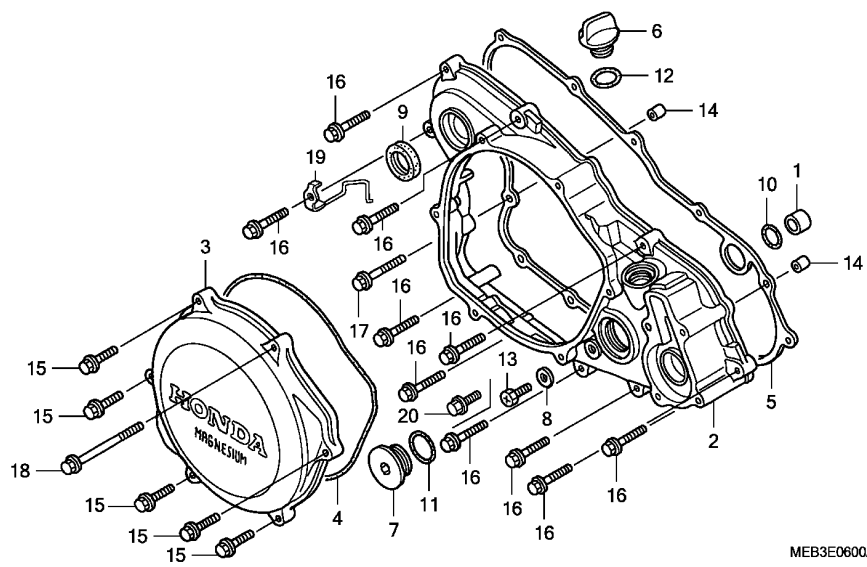
Ref. No.	Part No.	Description	Reqd. QTY								Serial No.	Parts catalogue code
			2	3	CRF450R		6	7	8			
1	11102-MEB-670	COLLAR, WATER PASS, 18MM	1	1	1	1	1	1	1	-		
2	12100-MEB-670	CYLINDER	1	1	-	-	-	-	-	-		
	12100-MEN-670	-	-	1	1	1	1	1	1		
3	12191-MEB-671	GASKET, CYLINDER	1	1	1	1	1	1	1	1		
4	94301-14200	DOWEL PIN, 14X20	2	2	2	2	2	2	2	2		
5	96001-06028-00	BOLT, FLANGE, 6X28	1	1	1	1	1	1	1	1		

2

E-6

R. CRANKCASE COVER

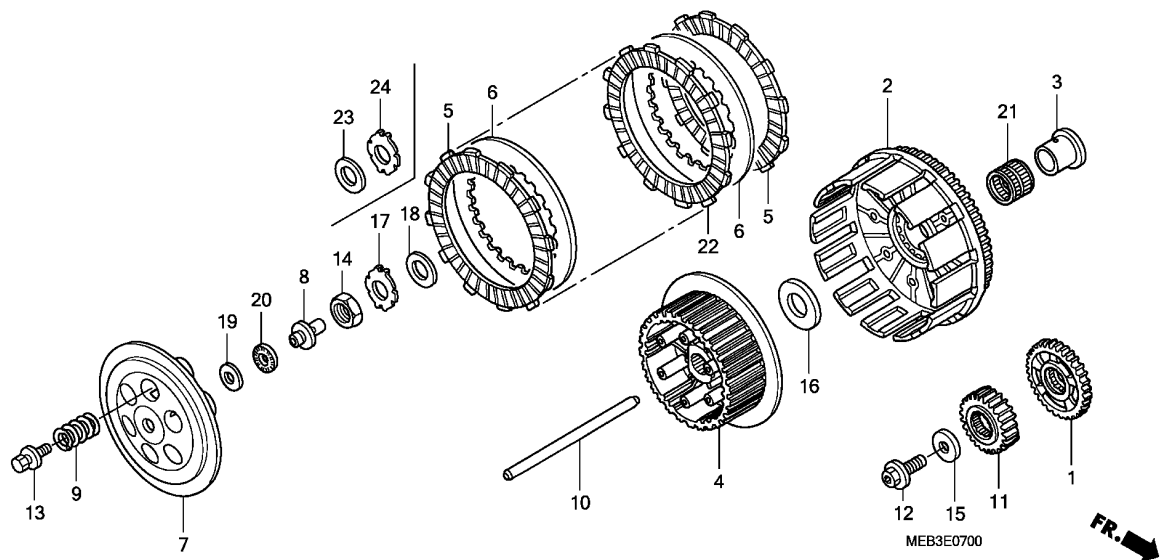
D12



Ref. No.	L.O.N.	(Relative ref. Number) Description	F.R.T.
2	110159	COVER, CRANKCASE :RIGHT	1.1
3	(4)		
3	212121	COVER, CLUTCH	0.2
5	(1,10,14)		
	110158	GASKET, CRANKCASE COVER :RIGHT	0.7
9	112105	OIL SEAL, KICK STARTER SPINDLE	0.7

2

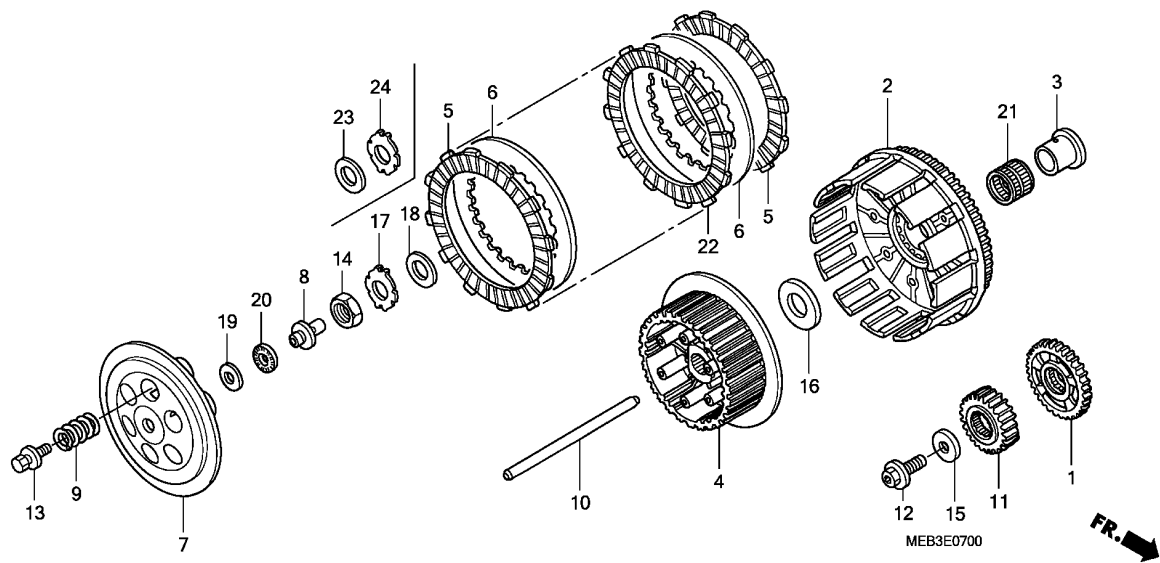
Ref. No.	Part No.	Description	Reqd. QTY								Serial No.	Parts catalogue code
			2	3	4	5	6	7	8			
1	11102-MEB-670	COLLAR, WATER PASS, 18MM	1	1	1	1	1	1	1	1		
2	11331-MEB-670	COVER, R. CRANKCASE	1	-	-	-	-	-	-	-		
	11331-MEB-770	-	1	1	1	-	-	-	-		
	11331-MEN-850	-	-	-	-	1	-	-	-		
	11331-MEN-A00	-	-	-	-	-	1	1	1		
3	11351-MEB-670	COVER, CLUTCH	1	1	1	1	1	1	1	1		
4	11352-MEB-671	GASKET, CLUTCH COVER	1	1	1	1	1	1	1	1		
5	11394-MEB-670	GASKET, R. COVER	1	1	1	1	1	1	1	1		
6	15611-KA4-710	CAP, OIL FILLER	1	1	1	1	1	1	1	1		
7	90087-KW3-000	CAP, 30MM	1	1	1	1	1	1	1	1		
8	90463-ML7-000	WASHER, SEALING, 6.5MM	1	1	1	1	1	1	1	1		
9	91204-KF0-003	OIL SEAL, 20X28X5	1	1	1	1	1	1	1	1		
10	91256-383-721	O-RING, 17.8X2.4(SHOWA)	1	1	1	1	1	1	1	1		
11	91305-KF0-003	O-RING, 27X2(ARAI)	1	1	1	1	1	1	1	1		
12	91307-035-000	O-RING, 18X3	1	1	1	1	1	1	1	1		
13	92301-06010-0A	BOLT, RECESSED, 6X10	1	1	1	1	-	-	-	-		
14	94301-08140	DOWEL PIN, 8X14	2	2	2	2	2	2	2	2		
15	96001-06025-00	BOLT, FLANGE, 6X25	5	5	5	5	5	5	5	5		
16	96001-06028-00	BOLT, FLANGE, 6X28	10	10	10	10	10	10	10	10		
17	96001-06035-00	BOLT, FLANGE, 6X35	1	1	1	1	1	1	1	1		
18	96001-06065-00	BOLT, FLANGE, 6X65	1	1	1	1	1	1	1	1		
19	16240-MEN-730	CLAMPER COMP., AIR VENT TUBE	-	-	-	1	1	1	1	1		
20	90004-GHB-600	BOLT, FLANGE, 6X10(NSHF)	-	-	-	-	1	1	1	1		



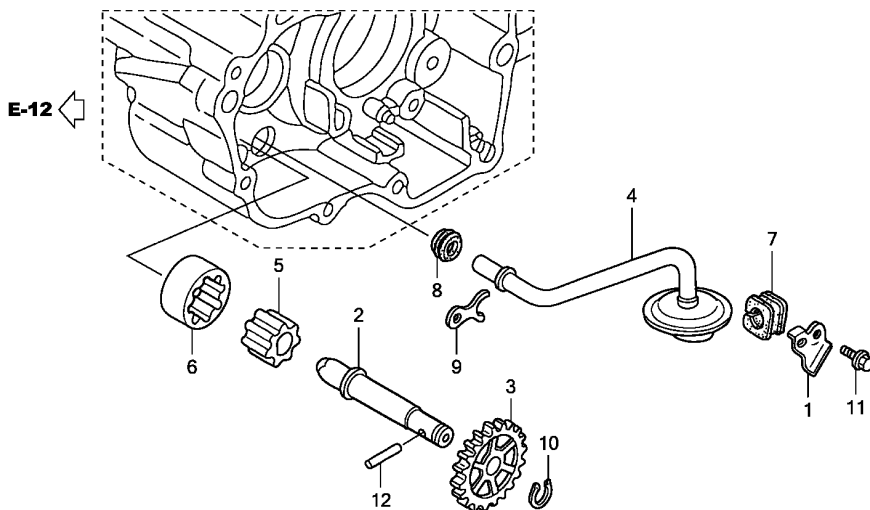
Ref. No.	L.O.N.	(Relative ref. Number) Description	F.R.T.
1	110183	GEAR, BALANCER DRIVE (3,21)	1.1
2	2121A0	OUTER, CLUTCH	1.1
4	212112	CENTER, CLUTCH (6,22)	0.6
5	2121A1	DISC, CLUTCH FRICTION .NOTE: Same time for two units or more	0.4
7	2121A3	PLATE, CLUTCH PRESSURE (19,20)	0.3
8	2121A5	PIECE, CLUTCH JOINT	0.3
9	212107	SPRING, CLUTCH .NOTE: Same time for two units or more	0.3
10	2121B6	ROD, CLUTCH LIFTER	0.3
11	211105	GEAR, PRIMARY DRIVE	1.1

Ref. No.	Part No.	Description	Reqd. QTY								Serial No.	Parts catalogue code
			2	3	4	5	6	7	8			
1	13415-MEB-670	GEAR, BALANCER DRIVE (40T)	1	1	1	1	1	1	1			
	13415-MEN-A10	-	-	-	-	-	-	-			
2	22100-MEB-670	OUTER COMP., CLUTCH	1	-	-	-	-	-	-			
	22100-MEB-770	-	1	1	1	-	-	-			
	22100-MEN-850	-	-	-	-	1	-	-			
	22100-MEN-A00	-	-	-	-	-	1	-			
	22100-MEN-A10	-	-	-	-	-	-	1			
3	22106-KS7-000	COLLAR, CLUTCH OUTER	1	1	1	1	1	1	1			
4	22120-KZ3-B10	CENTER, CLUTCH	1	1	-	-	-	-	-			
	22120-KZ3-B11	-	-	1	-	-	-	-	----- ED,U	----- ED/A,U/A	
	22120-MEN-A00	-	-	-	-	-	1	-			
	22120-MEN-A10	-	-	-	-	-	-	1			
5	22201-MEB-670	DISK, CLUTCH FRICTION	2	2	2	2	2	2	-			
	22201-MEN-A10	-	-	-	-	-	-	2			
6	22321-KZ3-690	PLATE B, CLUTCH	7	7	7	7	7	7	7			
7	22351-KZ3-860	PLATE, CLUTCH PRESSURE	1	1	1	1	1	1	1			
8	22352-KAE-770	PIECE, CLUTCH LIFTER	1	1	1	1	1	1	1			
9	22401-KZ3-690	SPRING, CLUTCH (PINK)	6	6	-	-	6	6	6			
	22401-MEN-670	SPRING, CLUTCH	-	-	6	6	-	-	-			
10	22851-KZ3-J20	ROD, CLUTCH LIFTER	1	1	1	-	-	-	-			
	22850-MEN-730	ROD COMP., CLUTCH LIFTER	-	-	-	1	1	1	1			
11	23121-MEB-670	GEAR, PRIMARY DRIVE (23T)	1	-	-	-	-	-	-			
	23121-MEB-770	-	1	1	1	1	1	1			
12	90013-MEB-670	BOLT, SPECIAL, 12X28	1	1	1	1	1	1	1			
13	90022-MM5-000	BOLT-WASHER, 6X25	6	6	6	6	6	6	6			





Ref. No.	Part No.	Description	Reqd. QTY								Serial No.	Parts catalogue code
			2	3	CRF450R		7	8				
14	90235-KA4-000	NUT, 18MM	1	1	1	1	1	1	1	1		
15	90402-KW6-960	WASHER, PLAIN, 12MM	1	1	1	1	1	1	1	1		
16	90421-HA2-010	WASHER, THRUST, 23X48	1	1	1	1	1	1	1	1		
17	90461-KZ3-J10	WASHER, LOCK, 18MM	1	1	1	-	-	-	-	-		
18	90501-ML3-910	WASHER, 18X32X2	1	1	1	-	-	-	-	-		
19	90608-072-000	WASHER, 12MM	1	1	1	1	1	1	1	1		
20	91001-147-003	BEARING, NEEDLE, 12MM(NTN) ..	1	1	1	1	1	1	1	1		
21	91021-ML3-003	BEARING, NEEDLE, 28X32X27.2 (THOMPSON)	1	1	1	1	1	1	1	1		
22	22201-MEB-670	DISK, CLUTCH FRICTION	6	6	-	-	6	6	-	-		
	22201-MEN-670	DISK B, CLUTCH FRICTION	-	-	6	6	-	-	-	-		
	22201-MEN-A10	DISK, CLUTCH FRICTION	-	-	-	-	-	-	-	6		
23	90451-MEN-730	WASHER, 18X27.5X2	-	-	-	1	1	1	1	1		
24	90461-KZ3-J10	WASHER, LOCK, 18MM	-	-	-	1	1	1	1	1		

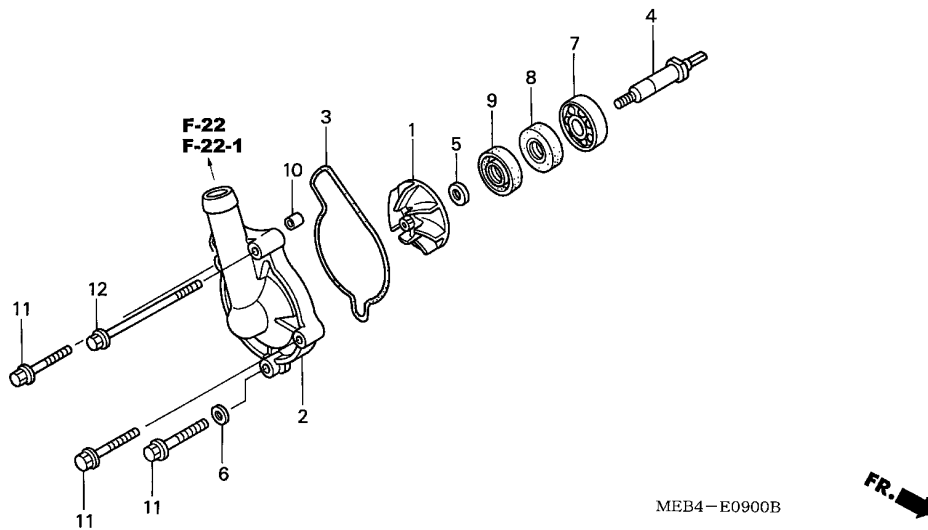


MEB3E0800

Ref. No.	L.O.N.	(Relative ref. Number) Description	F.R.T.
3	1131C4	GEAR, OIL PUMP DRIVEN (7,8)	0.4
4	1131B6	STRAINER, OIL (2,6)	0.6
5	1131C7	ROTOR, OIL PUMP .INCLUDES: Engine removal and installation	4.3

Ref. No.	Part No.	Description	Reqd. QTY								Serial No.	Parts catalogue code
			2	3	CRF450R		7	8				
1	11206-MEB-670	PLATE, CAM CHAIN GUIDE	1	1	1	1	1	1	1	1		
2	15111-MEB-670	SHAFT, OIL PUMP	1	-	-	-	-	-	-	-		
	15111-MEB-770		-	1	1	1	1	1	1	1		
3	15133-MEB-670	GEAR, OIL PUMP DRIVEN (20T)	1	1	1	1	1	1	1	1		
4	15150-MEB-670	STRAINER COMP., OIL	1	1	1	1	-	-	-	-		
	15150-MEN-850		-	-	-	-	1	1	1			
5	15331-958-000	ROTOR, OIL PUMP INNER	1	1	1	1	1	1	1	1		
6	15332-958-000	ROTOR, OIL PUMP OUTER	1	1	1	1	1	1	1	1		
7	15432-MEB-670	GROMMET, OIL SCAVENGING PIPE	1	1	1	1	1	1	1	1		
8	15433-KGB-610	SEAL, RING	1	1	1	1	1	1	1	1		
9	15434-MEB-670	PLATE, OIL PIPE SETTING	1	1	1	1	1	1	1	1		
10	90652-KY4-900	CIRCLIP, 8MM	1	1	1	1	1	1	1	1		
11	96001-06012-00	BOLT, FLANGE, 6X12	1	1	1	1	1	1	1	1		
12	96220-30178	ROLLER, 3X17.8	1	1	1	1	1	1	1	1		





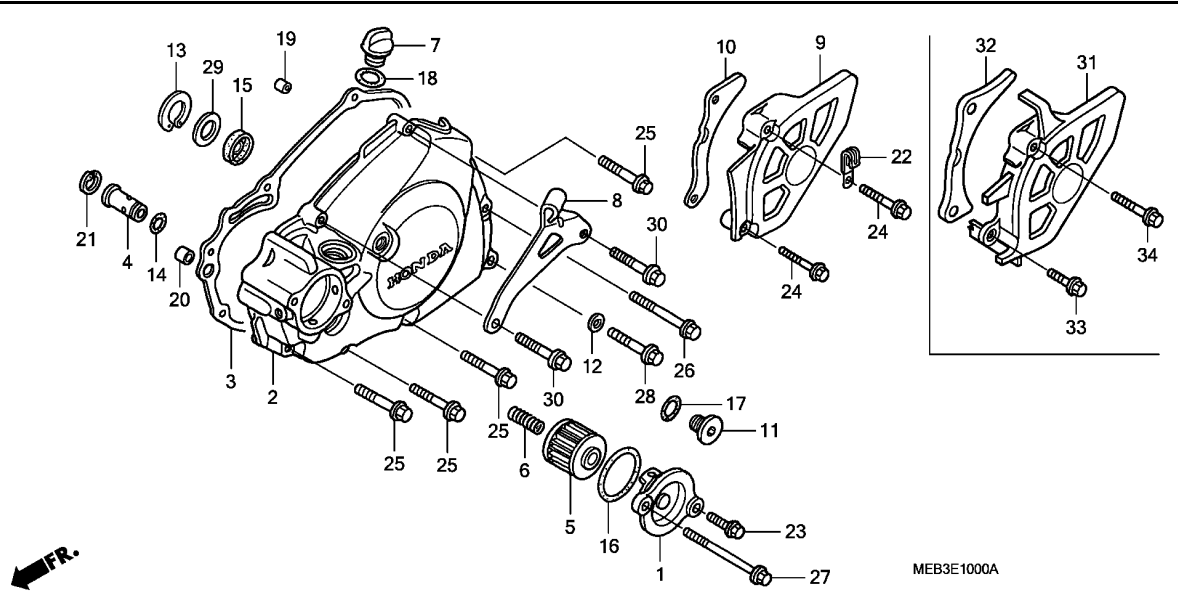
Ref. No.	L.O.N.	(Relative ref. Number) Description	F.R.T.
1	114105	IMPELLER, WATER PUMP	0.4
2	1141B0	COVER, WATER PUMP	0.3
3	1141B1	GASKET, WATER PUMP COVER	0.3
4	1141E7	SHAFT, WATER PUMP	0.8
7		(8)	
	114144	BEARING, WATER PUMP	1.0
9	114110	MECHANICAL SEAL, WATER PUMP ..	1.1

Ref. No.	Part No.	Description	Reqd. QTY								Serial No.	Parts catalogue code
			2	3	4	5	6	7	8			
1	19215-MEB-670	IMPELLER, WATER PUMP	1	1	1	1	-	-	-			
	19215-MEN-850	-	-	-	-	1	1	1			
2	19221-MEB-670	COVER, WATER PUMP	1	1	1	1	-	-	-			
	19221-MEN-850	-	-	-	-	1	1	1			
3	19226-MEB-670	GASKET, WATER PUMP COVER	1	1	1	1	1	1	1			
4	19241-MEB-670	SHAFT, WATER PUMP	1	1	1	1	1	1	1			
5	90447-KE1-000	WASHER, SEALING, 7MM	1	1	1	1	1	1	1			
6	90463-ML7-000	WASHER, SEALING, 6.5MM	1	1	1	1	1	1	1			
7	91001-KA4-003	BEARING, RADIAL BALL, 12X28X7 (NTN)	1	1	1	1	1	1	1			
8	91201-148-003	OIL SEAL, 12X22X5(ARAI)	1	1	1	1	1	1	1			
9	91211-KA3-761	SEAL, WATER PUMP (NOK)	1	1	1	1	1	-	-			
	91211-MEN-A01	SEAL, WATER PUMP	-	-	-	-	-	1	1			
10	91320-KE1-000	DOWEL PIN, 8X7	1	1	1	1	1	1	1			
11	96001-06028-00	BOLT, FLANGE, 6X28	3	3	3	3	3	3	3			
12	96001-06085-00	BOLT, FLANGE, 6X85	1	1	1	1	1	1	1			

E-10

L. CRANKCASE COVER

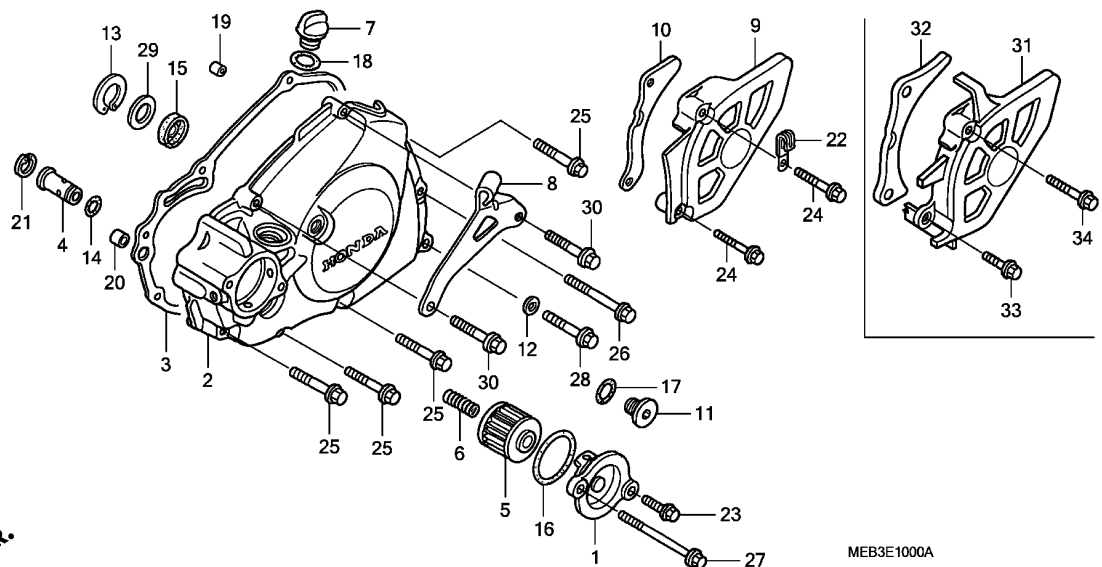
E 1



Ref. No.	L.O.N.	(Relative ref. Number) Description	F.R.T.
2		(15)	
1101A6		COVER, CRANKCASE :LEFT	0.5
3		(19,20)	
1101A3		GASKET, CRANKCASE COVER :LEFT	0.4
4		(14)	
113126		VALVE, RELIEF	0.5
5		(1,6,16)	
113127		ELEMENT, OIL FILTER	0.2
9		(10,31,32)	
2131A4		COVER, DRIVE SPROCKET	0.1

Ref. No.	Part No.	Description	Reqd. QTY								Serial No.	Parts catalogue code
			2	3	4	5	6	7	8			
1	11333-MEB-670	COVER, OIL FILTER	1	1	1	1	1	1	1			
2	11340-MEB-670	COVER COMP., L. CRANKCASE	1	1	-	-	-	-	-			
	11340-MEN-670	-	-	1	1	-	-	-			
	11340-MEN-850	-	-	-	-	1	1	1			
3	11395-MEB-670	GASKET, L. COVER	1	1	1	1	1	1	1			
4	15220-MEB-670	VALVE ASSY., RELIEF	1	-	-	-	-	-	-			
	15220-MEB-770	-	1	1	1	1	1	1			
5	15412-MEB-671	FILTER COMP., ENGINE OIL	1	-	-	-	-	-	-			
	15412-MEN-671	-	1	1	1	1	1	1			
6	15414-MEB-670	SPRING, OIL FILTER	1	1	1	1	1	1	1			
7	15611-KA4-710	CAP, OIL FILLER	1	1	1	1	1	1	1			
8	22838-MEB-670	RECEIVER, CLUTCH CABLE	1	1	-	-	-	-	-			
	22838-MEN-670	-	-	1	-	-	-	-			
	22838-MEN-730	-	-	-	1	1	1	1			
9	23810-MEB-670	COVER COMP., DRIVE SPROCKET	1	1	1	-	-	-	-			
	23810-MEN-730	-	-	-	1	1	1	-			
10	23812-MEB-670	GUIDE, DRIVE CHAIN	1	1	1	1	1	1	-			
11	90084-MN8-010	CAP, 14MM	1	1	-	-	-	-	-			
	90084-MEN-670	-	-	1	1	1	1	1			
12	90474-333-000	WASHER, SEALING, 8MM	1	1	1	1	1	1	1			
13	90602-MEB-670	CIRCLIP, SPECIAL INTERNAL, 24MM	1	1	1	1	1	1	1			
14	90751-GK1-003	O-RING, 8.5X1.7	1	1	1	1	1	1	1			
15	91204-MEB-671	OIL SEAL, 10X21X5	1	1	1	-	-	-	-			
	91204-KRN-671	-	-	-	1	1	1	-			
	91204-HP1-601	-	-	-	-	-	-	1			

2

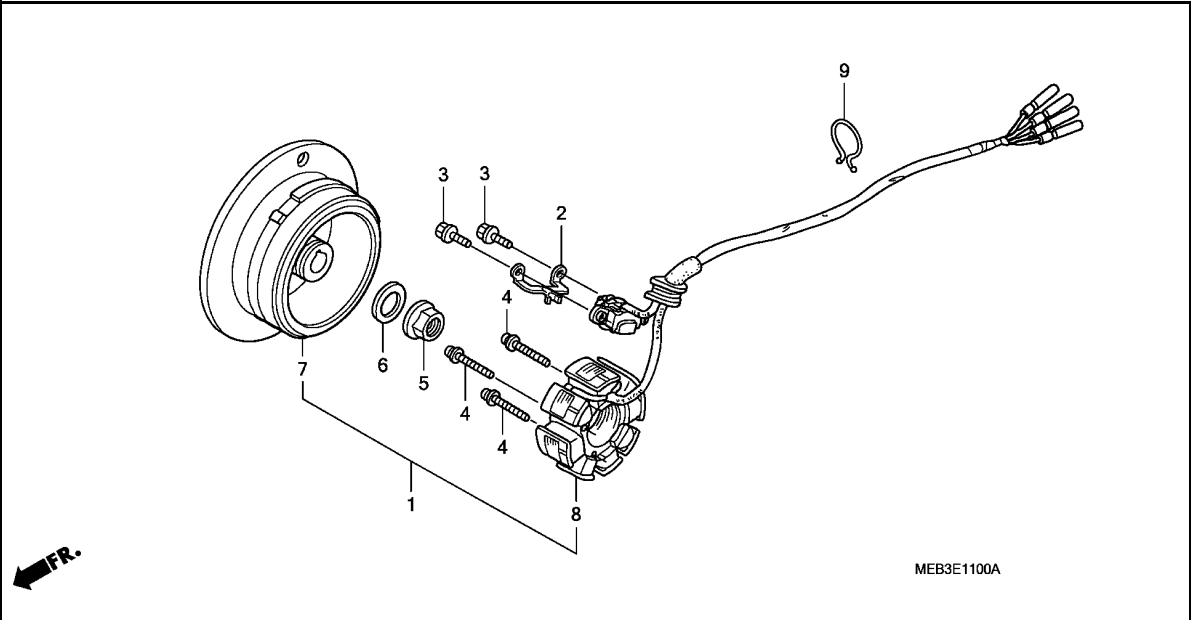


Ref. No.	Part No.	Description	Reqd. QTY								Serial No.	Parts catalogue code
			2	3	CRF450R		7	8				
16	91302-PA9-003	O-RING, 39.8X2.2 (ARAI)	1	1	1	1	1	1	1	1		
17	91303-377-000	O-RING, 13.8X2.5	1	1	1	1	1	1	1	1		
18	91307-035-000	O-RING, 18X3	1	1	1	1	1	1	1	1		
19	94301-08140	DOWEL PIN, 8X14	1	1	1	1	1	1	1	1		
20	94301-10160	DOWEL PIN, 10X16	1	1	1	1	1	1	1	1		
21	94520-14000	CIRCLIP, INTERNAL, 14MM	1	1	1	1	1	1	1	1		
22	90601-KJ9-000	CLIP, 4X50	1	1	1	-	-	-	-	-		
23	96001-06016-00	BOLT, FLANGE, 6X16	1	1	-	-	-	-	-	-		
	90004-GHB-630	BOLT, FLANGE, 6X16 (NSHF)	-	-	1	1	1	1	1	1		
24	96001-06030-07	BOLT, FLANGE, 6X30	2	2	2	2	2	2	2	2		
25	96001-06032-00	BOLT, FLANGE, 6X32	4	4	-	-	-	-	-	-		
	90004-GHB-690	BOLT, FLANGE, 6X32 (NSHF)	-	-	4	4	4	4	4	4		
26	96001-06040-00	BOLT, FLANGE, 6X40	1	1	-	-	-	-	-	-		
	90004-GHB-710	BOLT, FLANGE, 6X40 (NSHF)	-	-	1	1	1	1	1	1		
27	96001-06075-00	BOLT, FLANGE, 6X75	1	1	-	-	-	-	-	-		
	90004-GHB-780	BOLT, FLANGE, 6X75 (NSHF)	-	-	1	1	1	1	1	1		
28	96300-08035-00	BOLT, FLANGE, 8X35	1	1	-	-	-	-	-	-		
	90023-MEN-670	-	-	1	1	1	1	1	1		
29	90451-459-770	WASHER, THRUST, 13MM	1	1	1	1	1	1	1	1		
30	96001-06032-00	BOLT, FLANGE, 6X32	2	2	-	-	-	-	-	-		
	90004-GHB-700	BOLT, FLANGE, 6X35 (NSHF)	-	-	2	2	2	2	2	2		
31	23810-MEN-A10	COVER COMP., DRIVE SPROCKET	-	-	-	-	-	-	-	1		
32	23812-MEN-A10	GUIDE, DRIVE CHAIN	-	-	-	-	-	-	-	1		
33	96001-06020-07	BOLT, FLANGE, 6X20	-	-	-	-	-	-	-	1		
34	96001-06030-07	BOLT, FLANGE, 6X30	-	-	-	-	-	-	-	1		

E-11

GENERATOR

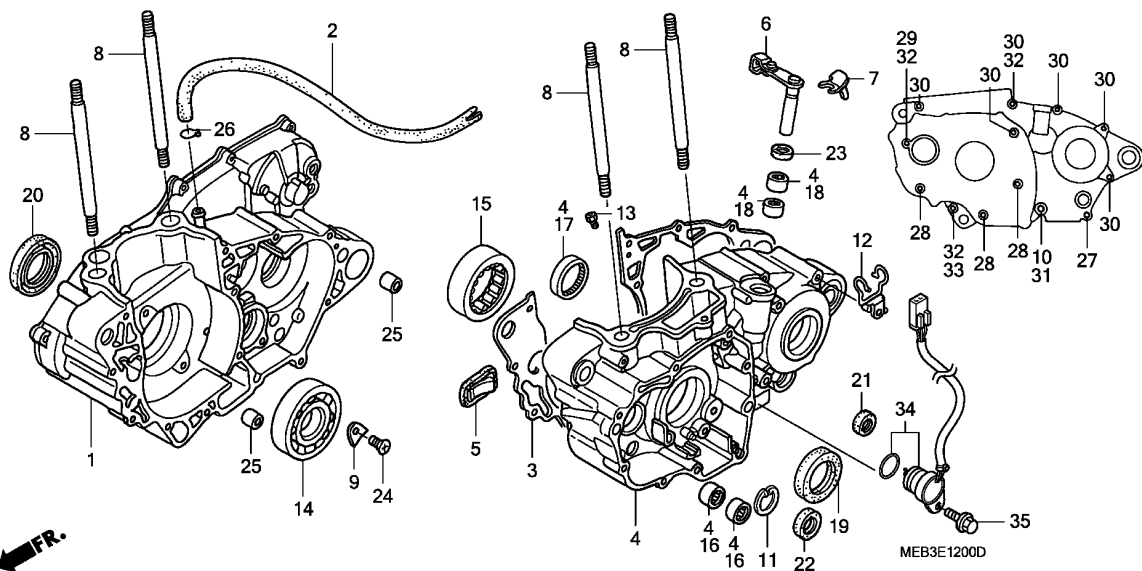
E 3



Ref. No.	L.O.N.	(Relative ref. Number) Description	F.R.T.
1	613100	GENERATOR ASSEMBLY	0.8
7	613105	ROTOR OR FLYWHEEL	0.6
8	6131A3	STATOR	0.7

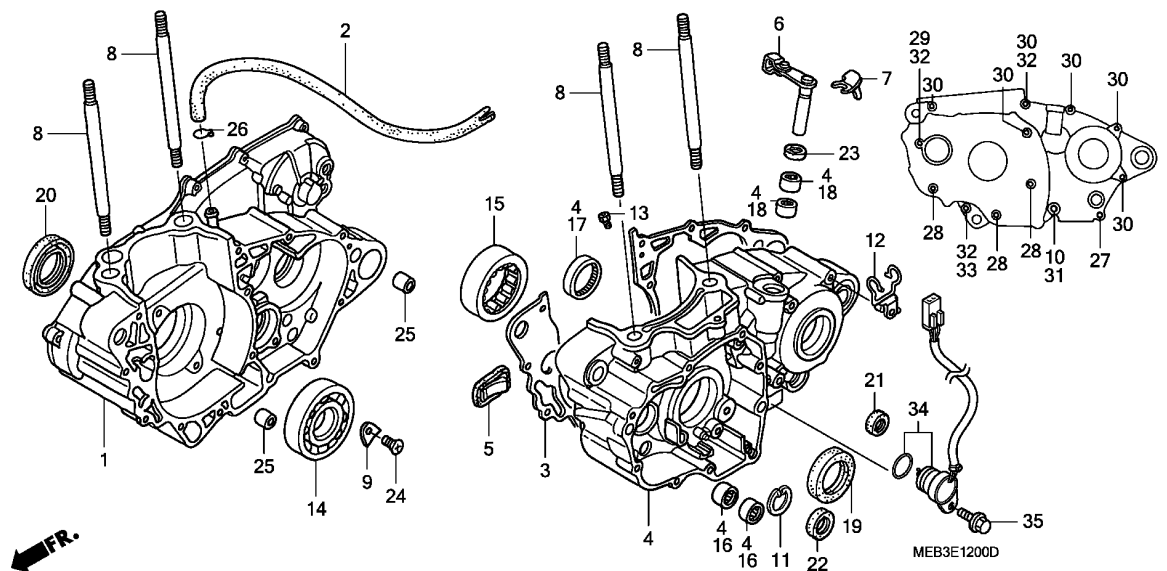
Ref. No.	Part No.	Description	Reqd. QTY								Serial No.	Parts catalogue code
			2	3	4	5	6	7	8			
1	31100-MEB-670	GENERATOR ASSY., A.C.	1	-	-	-	-	-	-	-	-	
	31100-MEB-671	-	1	-	-	-	-	-	-	-	
2	32112-MEB-670	CLAMPER, CORD	1	1	-	1	-	-	-	-	-	
		-	-	1	-	-	-	-	-	-	ED,U
		-	-	1	-	-	-	-	-	2251928	ED/A,U/A
	32112-KRN-670	-	-	1	-	-	-	-	-	2251929	ED/A,U/A
		-	-	-	-	1	1	1	1	-	-
3	90005-896-000	BOLT, FLANGE, 5X16	2	2	2	2	2	2	2	2	-	-
4	90010-MEB-670	SCREW-WASHER, 4X24	3	3	3	3	3	3	3	3	-	-
5	90231-397-000	NUT, LOCK, 12MM	1	-	-	-	-	-	-	-	-	2009574
	94050-12000	NUT, FLANGE, 12MM	1	-	-	-	-	-	-	-	2009575	-
		-	1	1	1	1	1	1	1	-	-
6	90437-611-000	WASHER, PLAIN, 12MM	1	1	1	1	1	1	1	1	-	-
7	31110-MEN-003	FLYWHEEL COMP.	-	-	1	1	1	1	1	1	-	-
8	31120-MEN-003	STATOR COMP.	-	-	1	-	-	-	-	-	-	-
	31120-MEN-731	-	-	-	1	1	1	-	-	-	-
	31120-MEN-A11	-	-	-	-	-	-	-	-	-	1
9	32171-GF9-621	LOCK, PURSE	-	-	-	1	1	1	1	1	-	-

2



Ref. No.	L.O.N.	(Relative ref. Number) Description	F.R.T.
1	110120	CRANKCASE :RIGHTINCLUDES: Engine removal and installation	4.8
	1101A2	CRANKCASE :BOTHINCLUDES: Engine removal and installation	5.3
3	110110	GASKET, CRANKCASEINCLUDES: Engine removal and installation	4.2
4	110115	CRANKCASE :LEFTINCLUDES: Engine removal and installation	4.8
	1101A2	CRANKCASE :BOTHINCLUDES: Engine removal and installation	5.3
5	1101L3	ONE WAY VALVE, CRANKCASEINCLUDES: Engine removal and installation	4.2
6	2121A7	LEVER, CLUTCH	0.4
14	1101B7	BEARING, CRANKSHAFT :RIGHTINCLUDES: Engine removal and installation	4.4
+	1101G0	BEARING, CRANKSHAFT :BOTH	4.6

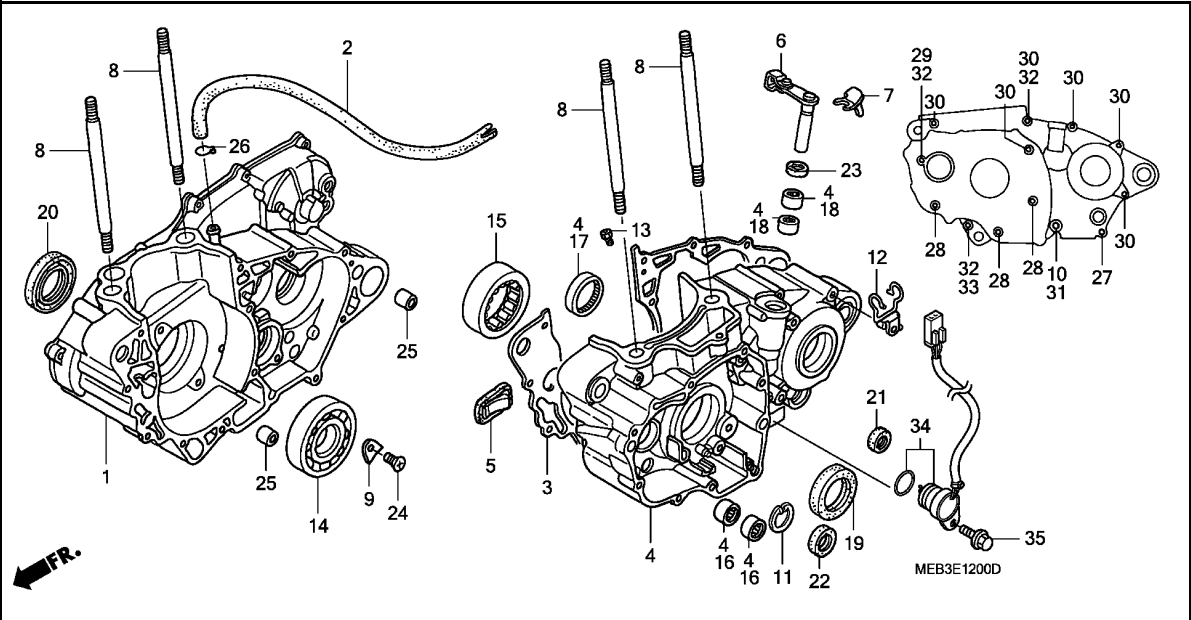
Ref. No.	Part No.	Description	Reqd. QTY								Serial No.	Parts catalogue code
			2	3	CRF450R		6	7	8			
1	11100-MEB-670	CRANKCASE COMP., R.	1	-	-	-	-	-	-	-		
	11100-MEB-770	-	1	-	-	-	-	-	-		
	11100-MEN-731	-	-	-	1	-	-	-	-		
	11100-MEN-850	-	-	-	-	1	-	-	-		
	11100-MEN-A00	-	-	-	-	-	1	-	-		
	11100-MEN-A10	-	-	-	-	-	-	1	-		
2	11105-MEB-670	TUBE, BREATHER	1	1	1	1	1	1	1	1		
3	11191-MEB-670	GASKET, CRANKCASE	1	1	1	-	-	-	-	-		
	11191-MEN-730	-	-	-	1	-	-	-	-		
	11191-MEN-850	-	-	-	-	1	1	1	-		
4	11200-MEB-670	CRANKCASE COMP., L.	1	-	-	-	-	-	-	-		
	11200-MEB-770	-	1	-	-	-	-	-	-	-----	2109160
	11200-MEB-771	-	1	-	-	-	-	-	-	2109161	
	11200-MEN-670	-	-	1	-	-	-	-	-		
	11200-MEN-731	-	-	-	1	-	-	-	-		
	11200-MEN-850	-	-	-	-	1	-	-	-		
	11200-MEN-A00	-	-	-	-	-	1	-	-		
	11200-MEN-A10	-	-	-	-	-	-	1	-		
5	18601-MBW-003	VALVE COMP., REED	1	1	1	1	1	1	1	1		
6	22810-MEB-670	LEVER COMP., CLUTCH LIFTER ..	1	1	-	-	-	-	-	-		
	22810-MEN-670	-	-	1	1	1	1	1	1		
7	22813-MEB-670	PLATE, CLUTCH LEVER	1	1	1	1	1	1	1	1		
8	90031-MEB-670	BOLT, STUD, 12X148	4	4	4	4	4	4	4	4		
9	90441-MEB-670	PLATE, BEARING HOLDER	2	2	2	-	-	-	-	-		
	90441-KRN-670	-	-	-	2	2	2	2	2		
10	90474-333-000	WASHER, SEALING, 8MM	1	1	1	1	1	1	1	1		
11	90604-MEB-670	CIRCLIP, SPECIAL, 33MM	1	1	1	1	1	1	1	1		



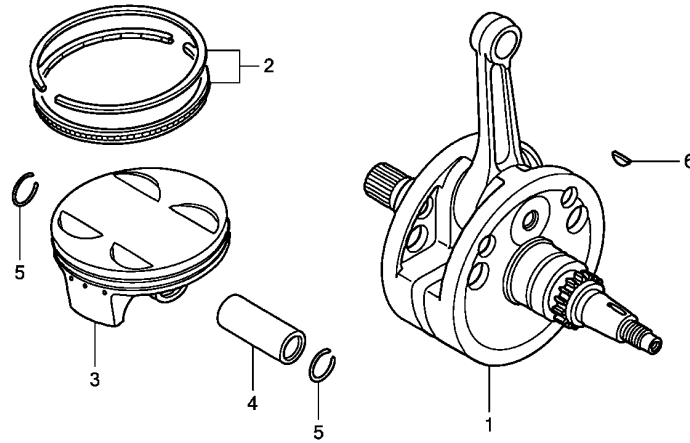
Ref. No.	L.O.N.	(Relative ref. Number) Description	F.R.T.
+14		.INCLUDES: Engine removal and installation	
15	1101B6	BEARING, CRANKSHAFT :LEFT	4.4
		.INCLUDES: Engine removal and installation	
	1101G0	BEARING, CRANKSHAFT :BOTH	4.6
		.INCLUDES: Engine removal and installation	
19	110131	OIL SEAL, CRANKSHAFT :LEFT ...	4.3
		.INCLUDES: Engine removal and installation	
	1101H3	OIL SEAL, CRANKSHAFT :BOTH ...	4.4
		.INCLUDES: Engine removal and installation	
20	110132	OIL SEAL, CRANKSHAFT :RIGHT ..	4.3
		.INCLUDES: Engine removal and installation	
	1101H3	OIL SEAL, CRANKSHAFT :BOTH ...	4.4
		.INCLUDES: Engine removal and installation	
21	1101F9	OIL SEAL, GEARSHIFT SPINDLE ..	1.2
34	615126	SWITCH, GEAR POSITION	0.5

Ref. No.	Part No.	Description	Reqd. QTY								Serial No.	Parts catalogue code
			2	3	4	5	6	7	8			
12	90610-MEB-670	GUIDE COMP., TUBE	1	1	1	1	1	1	1	1		
13	90901-MEB-670	JET, OIL, #120	1	-	-	-	-	-	-	-		
	90901-MCF-000	JET, OIL, #80	-	1	1	1	1	1	1	1		
14	91001-MEB-671	BEARING, SPECIAL RADIAL BALL, 6306	1	1	1	1	1	1	1	1		
15	91002-MEB-671	BEARING, SPECIAL ROLLER	1	1	1	1	-	-	-	-		
	91002-MEY-671	BEARING, SPECIAL ROLLER (NTN)	-	-	-	-	1	1	1	1		
16	91006-HA0-003	BEARING, NEEDLE, 9MM(NTN) ...	2	2	2	2	2	2	2	2		
17	91022-KA4-740	BEARING, SHELL, 33X38X8(NTN)	1	1	1	1	1	1	1	1		
18	91053-719-005	BEARING, NEEDLE, 12X16X10(NTN)	2	2	2	2	2	2	2	2		
19	91201-MEB-671	OIL SEAL, 38X52X7(ARAI)	1	1	1	1	1	1	1	1		
20	91202-MEB-671	OIL SEAL, 39X56X7(ARAI)	1	1	1	1	-	-	-	-		
	91202-MEY-671	OIL SEAL, 39X56X7.5(ARAI) ...	-	-	-	-	1	1	1	1		
21	91203-KA4-771	OIL SEAL, 14X22X5(NOK)	1	1	1	1	1	1	1	1		
22	91203-MEB-671	OIL SEAL, 20X33X5(ARAI)	1	1	1	1	1	1	1	1		
23	91205-MEB-671	OIL SEAL, 12X18X3(ARAI)	1	1	1	1	1	1	1	1		
24	93600-06012-0A	SCREW, FLAT, 6X12	2	2	2	-	-	-	-	-		
	90003-KRN-670	SCREW, SPECIAL FLAT, 6X12 ...	-	-	-	2	-	-	-	-		
	90001-MEN-850	SCREW, SPECIAL FLAT, 6X17 ...	-	-	-	-	2	2	2	2		
25	94301-14200	DOWEL PIN, 14X20	2	2	2	2	2	2	2	2		
26	95002-02100	CLIP, TUBE (B10)	1	1	1	1	1	1	1	1		
27	96001-06040-00	BOLT, FLANGE, 6X40	1	1	1	1	1	1	1	1		
28	96001-06050-00	BOLT, FLANGE, 6X50	3	3	3	3	3	3	3	3		
29	96001-06065-00	BOLT, FLANGE, 6X65	1	1	1	1	1	1	1	1		
30	96001-06075-00	BOLT, FLANGE, 6X75	6	6	6	6	6	6	6	6		





Ref. No.	Part No.	Description	Reqd. QTY								Serial No.	Parts catalogue code
			2	3	4	5	6	7	8			
31	96300-08065-00	BOLT, FLANGE, 8X65	1	1	1	1	1	1	1	1		
32	90488-425-000	WASHER, SEALING, 6MM	3	3	3	3	3	3	3	3		
33	96001-06050-00	BOLT, FLANGE, 6X50	1	1	-	-	-	-	-	-		
	96001-06065-00	BOLT, FLANGE, 6X65	-	-	1	1	1	1	1	1		
34	35759-MEN-A11	SWITCH ASSY., CHANGE	-	-	-	-	-	-	-	-		1
35	96001-06012-00	BOLT, FLANGE, 6X12	-	-	-	-	-	-	-	-		1



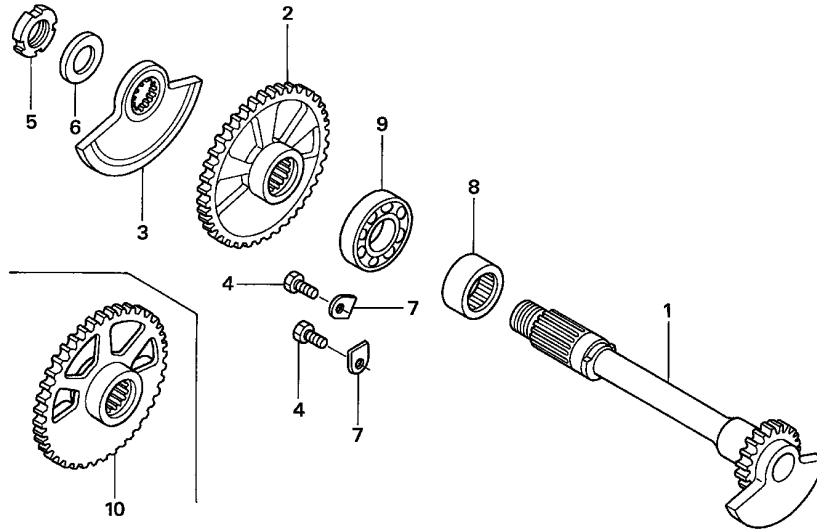
MEB3E1300A

FR.

Ref. No.	L.O.N.	(Relative ref. Number) Description	F.R.T.
1	1101B5	CRANKSHAFT INCLUDES: Engine removal and installation (2,4,5)	4.4
3	111103	RING, PISTON AND/OR PISTON (ONE)	2.1

Ref. No.	Part No.	Description	Reqd. QTY								Serial No.	Parts catalogue code
			2	3	4	5	6	7	8			
1	13000-MEB-671	CRANKSHAFT COMP.	1	-	-	-	-	-	-	-	-	
	13000-MEB-770	-	1	-	-	-	-	-	-	-	
	13000-MEN-670	-	-	1	-	-	-	-	-	-	
	13000-MEN-730	-	-	-	1	-	-	-	-	-	
	13000-MEN-850	-	-	-	-	1	-	-	-	-	
	13000-MEN-A00	-	-	-	-	-	1	-	-	-	
	13000-MEN-A10	-	-	-	-	-	-	1	-	-	
2	13011-MEB-670	RING SET, PISTON	1	1	1	1	1	1	1	1	1	
3	13101-MEB-670	PISTON	1	1	-	-	-	-	-	-	-	
	13101-MEN-670	-	-	1	-	-	-	-	-	-	
	13101-MEN-730	-	-	-	1	1	1	1	1	1	
4	13111-MEB-670	PIN, PISTON	1	1	1	-	-	-	-	-	-	
	13111-MEN-730	-	-	-	1	1	1	1	1	1	
5	13112-MAT-000	CLIP, PISTON PIN, 19MM	2	2	2	2	2	2	2	2	2	
6	13331-360-000	KEY, SPECIAL WOODRUFF, 25X14	1	1	1	1	1	1	1	1	1	

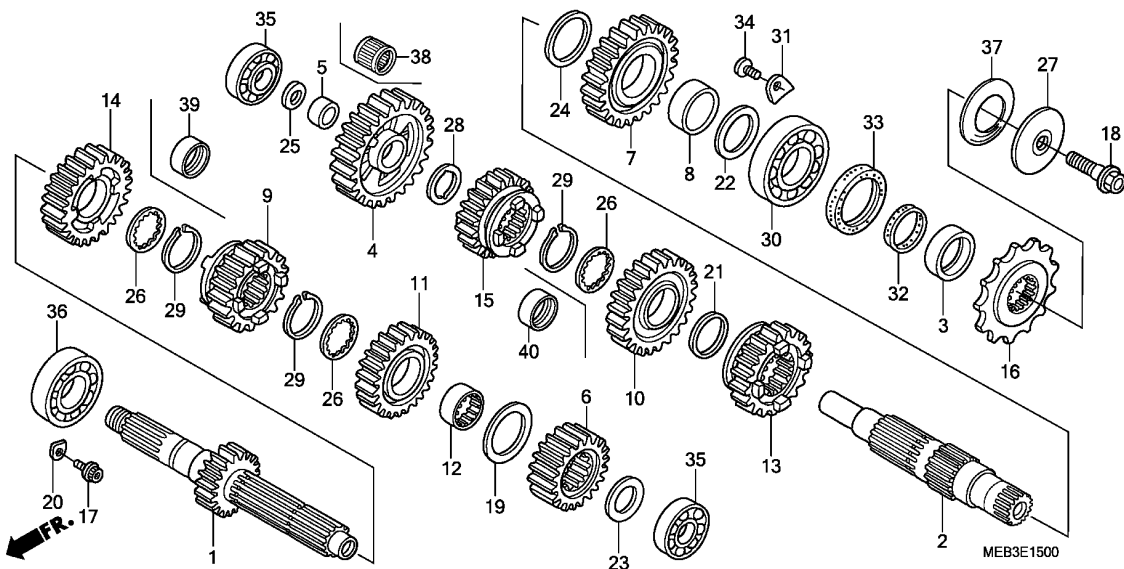
2



MEB3-E1400

Ref. No.	L.O.N.	(Relative ref. Number) Description	F.R.T.
1	110185	SHAFT, BALANCER	1.2
2		(10)	
	1101L5	GEAR, BALANCER DRIVEN	0.8
3	211115	WEIGHT, PRIMARY BALANCER	0.8
8	1101G3	BEARING, BALANCER SHAFT :LEFT	4.4
	1101G5	BEARING, BALANCER SHAFT :BOTH	4.6
9	1101G4	BEARING, BALANCER SHAFT :RIGHT	4.4
	1101G5	BEARING, BALANCER SHAFT :BOTH	4.6

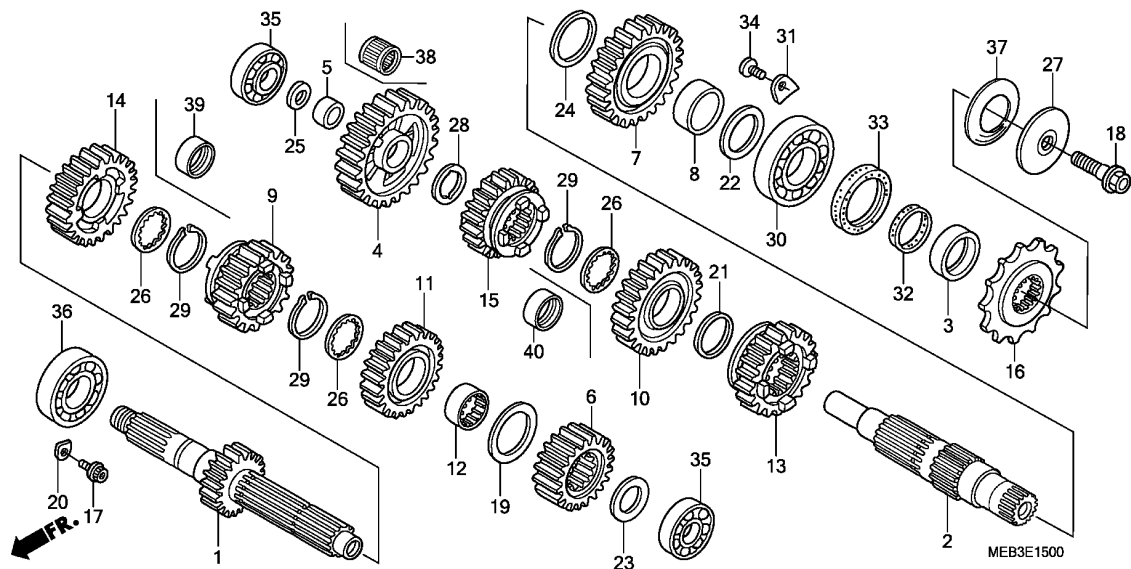
Ref. No.	Part No.	Description	Reqd. QTY								Serial No.	Parts catalogue code
			2	3	CRF450R		6	7	8			
1	13420-MEB-670	SHAFT COMP., BALANCER	1	1	1	1	-	-	-			
	13420-MEN-850	-	-	-	-	1	1	-			
	13420-MEN-A10	-	-	-	-	-	1	-			
2	13422-MEB-670	GEAR, BALANCER DRIVEN (40T) .	1	-	-	-	-	-	-	-----	2016623	
	13422-MEB-671	1	-	-	-	-	-	-	2016624		
		-	1	1	1	-	-	-			
3	13423-MEB-670	WEIGHT, BALANCER	1	1	1	1	-	-	-			
4	90038-KY4-900	BOLT, HEX., 6X16	2	2	2	2	2	2	2			
5	90231-KY4-900	NUT, LOCK, 14MM	1	1	1	1	1	1	1			
6	90433-KE1-000	WASHER, 14MM	1	1	1	1	-	-	-			
	90433-MEY-670	WASHER, 14.2X24	-	-	-	-	1	1	1			
7	90441-KA4-700	PLATE, BEARING HOLDER	2	2	2	2	2	2	2			
8	91004-MEB-671	BEARING, SPECIAL ROLLER, 20X32X14	1	1	1	1	1	1	1			
9	91005-MEB-671	BEARING, RADIAL BALL, TMB 6003	1	1	1	1	1	1	1			
10	13422-MEY-670	GEAR, BALANCER DRIVEN (40T) .	-	-	-	-	-	1	-			
	13422-MEN-A00	-	-	-	-	-	1	1			



Ref. No.	L.O.N.	(Relative ref. Number) Description	F.R.T.
1		(6,9,11,14)	
210141		MAINSHAFT, TRANSMISSIONINCLUDES: Engine removal and installation	4.4
210141A		.Replace countershaft add	0.2
2		(4,7,10,13,15)	
210142		COUNTERSHAFT, TRANSMISSIONINCLUDES: Engine removal and installation	4.4
210142A		.Replace mainshaft add	0.2
16	213135	SPROCKET, DRIVE	0.2
30	2101C7	BEARING, COUNTERSHAFT :LEFT .. .INCLUDES: Engine removal and installation	4.4
2101C9		BEARING, COUNTERSHAFT :BOTH .. .INCLUDES: Engine removal and installation	4.6
2101D4		BEARING, MAINSHAFT AND COUNTERSHAFT :ALL	4.8
35	2101C2	BEARING, MAINSHAFT :LEFTINCLUDES: Engine removal and installation	4.4
+	2101C6	BEARING, MAINSHAFT :BOTH	4.6

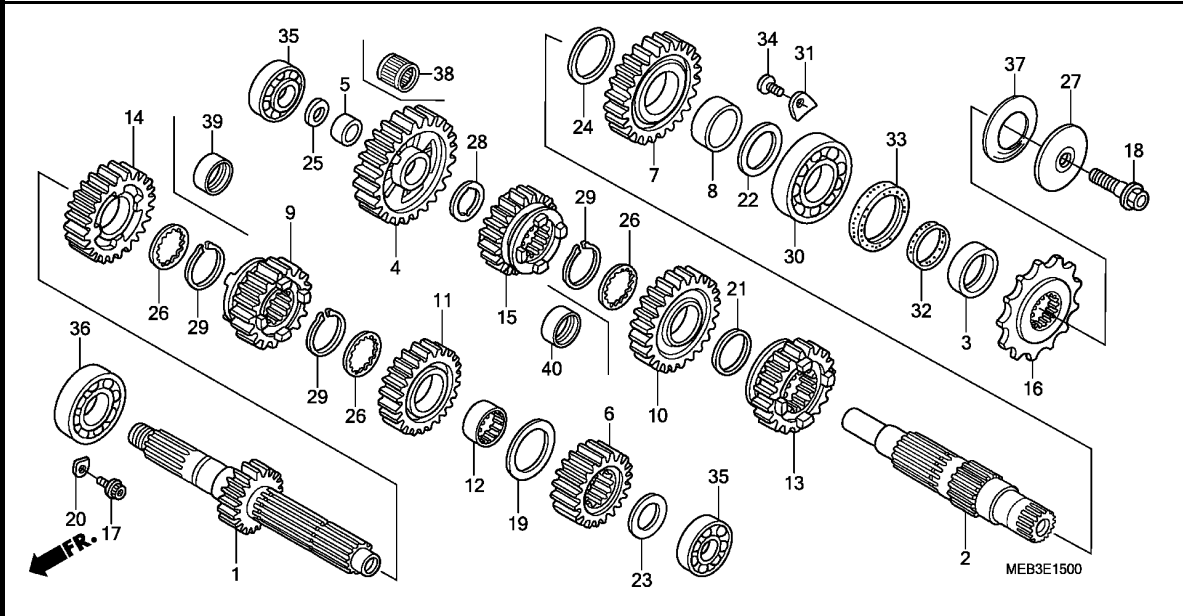
Ref. No.	Part No.	Description	Reqd. QTY								Serial No.	Parts catalogue code
			2	3	4	5	6	7	8			
1	23210-MEB-670	MAINSHAFT COMP. (15T)	1	1	1	1	1	-	-			
	23210-MEN-A00	-	-	-	-	-	1	-			
	23210-MEN-A10	-	-	-	-	-	-	1			
2	23221-MEB-670	COUNTERSHAFT	1	1	1	1	-	-	-			
	23221-MEN-850	-	-	-	-	1	-	-			
	23221-MEN-A00	-	-	-	-	-	1	1			
3	23225-ML3-680	COLLAR, COUNTERSHAFT	1	1	1	-	-	-	-			
	23225-MEN-730	-	-	-	1	1	1	1			
4	23411-KS7-000	GEAR, COUNTERSHAFT LOW (27T)	1	1	1	-	-	-	-			
	23411-MEN-730	-	-	-	1	1	1	1			
5	23412-KA4-740	COLLAR, COUNTERSHAFT LOW GEAR	1	1	1	-	-	-	-			
6	23421-KZ3-L20	GEAR, MAINSHAFT SECOND (17T)	1	-	-	-	-	-	-			
	23421-MEB-770	-	1	-	-	-	-	-	----- 2101695 2101696		
	23421-MEN-A10	-	-	1	1	1	1	-			
7	23431-KS7-830	GEAR, COUNTERSHAFT SECOND (25T)	1	1	1	1	1	1	-			
	23431-KZ3-L30	-	-	-	-	-	-	1			
8	23432-ML3-870	COLLAR, COUNTERSHAFT SECOND GEAR	1	1	1	1	1	1	1			
9	23441-MEB-670	GEAR, MAINSHAFT THIRD (17T)	1	1	1	-	-	-	-			
	23441-MEN-730	-	-	-	1	1	-	-			
	23441-MEN-A00	-	-	-	-	-	1	-			
	23441-MEN-A10	-	-	-	-	-	-	1			
10	23451-MEB-670	GEAR, COUNTERSHAFT THIRD (21T)	1	1	1	1	-	-	-			
	23451-MEN-850	-	-	-	-	1	-	-			
	23451-MEN-A00	-	-	-	-	-	1	-			



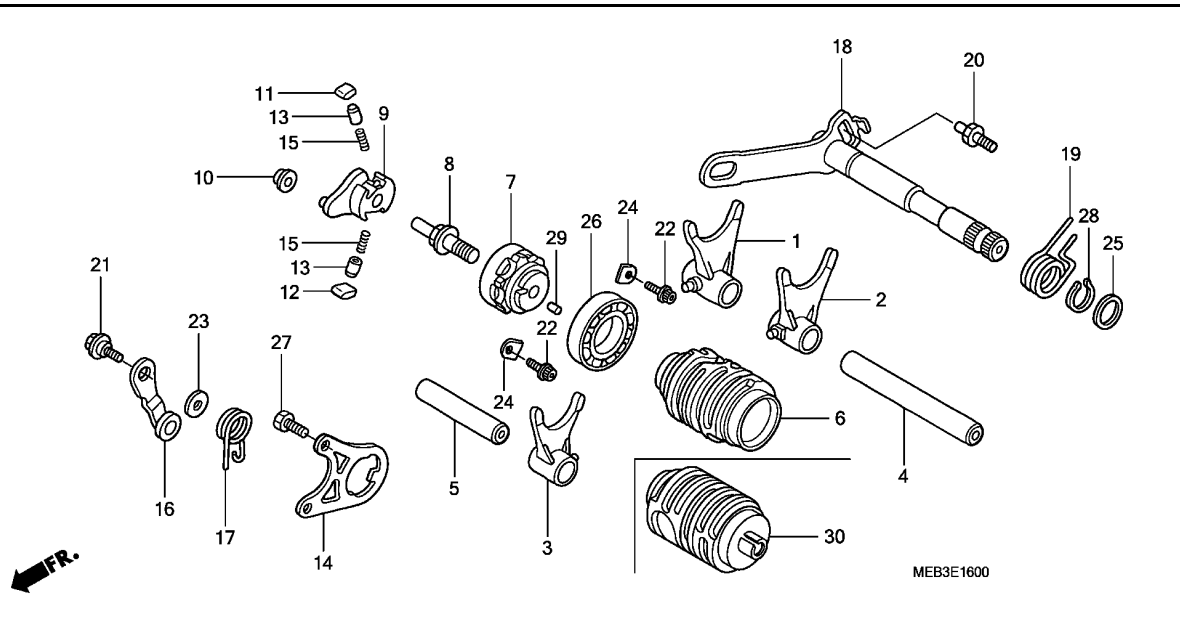


Ref. No.	L.O.N.	(Relative ref. Number) Description	F.R.T.
+35		.INCLUDES: Engine removal and installation	
2101C8		BEARING, COUNTERSHAFT :RIGHT .	4.4
		.INCLUDES: Engine removal and installation	
36	2101C5	BEARING, MAINSHAFT :RIGHT ----	4.4
		.INCLUDES: Engine removal and installation	

Ref. No.	Part No.	Description	Reqd. QTY								Serial No.	Parts catalogue code
			2	3	4	5	6	7	8			
10)	23451-MEN-A10	GEAR, COUNTERSHAFT THIRD (21T)	-	-	-	-	-	-	-	1		
11	23461-MEB-670	GEAR, MAINSHAFT FOURTH (20T)	1	-	-	-	-	-	-	-		
	23461-MEB-770	-	1	1	1	1	1	1	-		
	23461-MEN-A10	-	-	-	-	-	-	-	1		
12	23462-KZ3-L20	COLLAR, MAINSHAFT FOURTH GEAR	1	1	1	1	1	1	1	1		
13	23471-MEB-670	GEAR, COUNTERSHAFT FOURTH (21T)	1	-	-	-	-	-	-	-		
	23471-MEB-671	-	1	1	1	1	1	1	-		
	23471-MEN-A10	-	-	-	-	-	-	-	1		
14	23481-MEB-670	GEAR, MAINSHAFT FIFTH (22T) .	1	1	1	-	-	-	-	-		
	23481-MEN-730	-	-	-	1	-	-	-	-		
	23481-MEN-850	-	-	-	-	1	-	-	-		
	23481-MEN-A00	-	-	-	-	-	1	-	-		
	23481-MEN-A10	-	-	-	-	-	-	1	-		
15	23491-MEB-670	GEAR, COUNTERSHAFT FIFTH (20T)	1	-	-	-	-	-	-	-		
	23491-MEB-671	-	1	1	1	1	-	-	-		
	23491-MEN-A00	-	-	-	-	-	1	-	-		
	23491-MEN-A10	-	-	-	-	-	-	1	-		
16	23802-KZ3-860	SPROCKET, DRIVE (13T)	1	1	1	-	-	-	-	-		
	23802-MEN-730	-	-	-	1	1	1	1	1		
17	90071-MF5-000	BOLT, FLANGE SOCKET, 6X14 ...	2	2	2	2	2	2	2	2		
18	90112-413-000	BOLT, UBS, 8X33	1	1	1	1	1	1	1	1		
19	90421-961-000	WASHER, THRUST, 25MM	1	1	1	1	1	1	1	-		
	90446-430-000	WASHER, THRUST, 25.2X34	-	-	-	-	-	-	-	1		
20	90441-KA4-700	PLATE, BEARING HOLDER	2	2	2	2	2	2	2	2		
21	90444-430-000	WASHER, THRUST, 25.2X30	1	1	1	1	1	-	-	-		

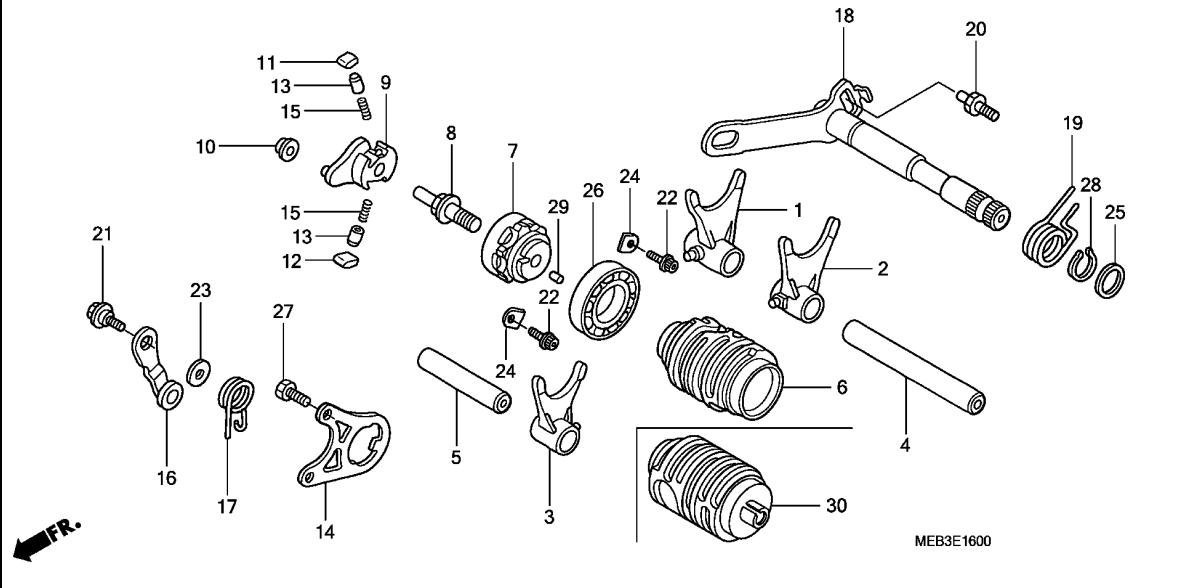


Ref. No.	Part No.	Description	Reqd. QTY								Serial No.	Parts catalogue code
			2	3	4	5	6	7	8			
21)	90401-HP1-670	WASHER, 25X32X1.0	-	-	-	-	-	-	1	1		
22	90445-ML3-871	WASHER, THRUST, 24.1X36X1.5 ..	1	1	1	1	1	1	1	1		
23	90446-KA4-740	WASHER, THRUST, 17.2MM	1	1	1	1	1	1	1	1		
24	90446-ML3-870	WASHER, THRUST, 27.2X35	1	1	1	1	1	1	1	1		
25	90446-357-000	WASHER, THRUST, 17.2MM	1	1	1	1	1	1	1	1		
26	90451-KY2-000	WASHER, SPLINE, 25X31X1.5 ...	3	3	3	3	3	3	3	3		
27	90501-KA3-741	WASHER, SPRING, 8X40	1	1	1	-	-	-	-	-		
	23802-KSC-670	COLLAR, DRIVE SPROCKET	-	-	-	1	1	1	1	1		
28	90554-KA5-680	WASHER, THRUST, 19MM	1	1	1	1	1	1	1	1		
29	90602-259-010	CIRCLIP, EXTERNAL, 25MM	3	3	3	3	3	3	3	3		
30	91001-ML3-873	BEARING, RADIAL BALL, 24X56X14 (NTN)	1	1	1	1	1	1	1	1		
31	91012-KA3-710	PLATE, COUNTERSHAFT BEARING ..	2	2	2	2	2	2	2	2		
32	91201-ML3-873	D-RING, 23.75MM(ARAI)	1	1	1	1	1	1	1	1		
33	91207-ML3-871	OIL SEAL, 31X40X7(ARAI)	1	1	1	1	1	1	1	1		
34	93600-06012-0A	SCREW, FLAT, 6X12	2	2	2	2	2	2	2	2		
35	96140-62030-00	BEARING, RADIAL BALL, 6203U ..	2	2	2	2	-	-	-	-		
	91001-KSK-671	-	-	-	-	2	2	2	2		
36	96140-62050-00	BEARING, RADIAL BALL, 6205U ..	1	1	1	1	1	1	1	1		
37	90501-KSC-670	WASHER, SPRING, 24MM	-	-	-	1	1	1	1	1		
38	91007-MEN-731	BEARING, NEEDLE, 19X22X9.8 ..	-	-	-	1	1	1	1	1		
39	23482-MEN-A00	COLLAR, 25X28X10	-	-	-	-	-	-	1	1		
40	23492-KY2-000	COLLAR, 25X28X11	-	-	-	-	-	-	1	1		

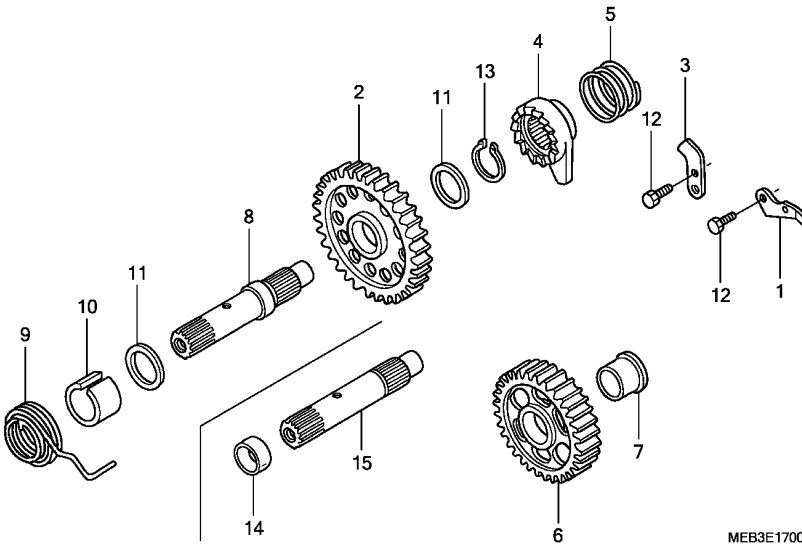


Ref. No.	L.O.N.	(Relative ref. Number) Description	F.R.T.
1		(2,3,4,5)	
210112		FORK, GEARSHIFT	4.4
		.NOTE: Same time for two units or more	
		.INCLUDES: Engine removal and installation (26,30)	
6		DRUM, GEARSHIFT	4.4
		.INCLUDES: Engine removal and installation	
7		(8,29)	
2101B2		CENTER, GEARSHIFT DRUM	1.4
9		(11,12,13,15)	
2101B3		SHIFTER, GEARSHIFT DRUM	1.2
14		2101B4 PLATE, GUIDE	1.2
16		(17)	
210125		STOPPER OR SPRING, SHIFT DRUM	1.3
18		(19,25,28)	
210122		SPINDLE, GEARSHIFT	1.2

Ref. No.	Part No.	Description	Reqd. QTY								Serial No.	Parts catalogue code
			2	3	4	5	6	7	8			
1	24211-KA4-770	FORK, R. GEARSHIFT	1	1	1	-	-	-	-	-	-	
	24211-MEN-730	-	-	-	1	1	1	1	1	1	
2	24221-KA4-770	FORK, L. GEARSHIFT	1	1	1	-	-	-	-	-	-	
	24221-MEN-730	-	-	-	1	1	1	1	1	1	
3	24231-KA4-771	FORK, CENTER GEARSHIFT	1	1	1	-	-	-	-	-	-	
	24231-MEN-730	-	-	-	1	1	1	1	1	1	
4	24241-KZ3-A10	SHAFT A, SHIFT FORK	1	-	-	-	-	-	-	-	-	
	24241-MEB-770	-	1	-	-	-	-	-	-	-	
	24241-MEN-670	-	-	1	-	-	-	-	-	-	
	24241-MEN-730	-	-	-	1	1	1	1	1	1	
5	24241-KZ3-L20	SHAFT A, SHIFT FORK	1	-	-	-	-	-	-	-	-	
	24242-MEB-770	SHAFT B, SHIFT FORK	-	1	-	-	-	-	-	-	-	
	24242-MEN-670	-	-	1	-	-	-	-	-	-	
	24242-MEN-730	-	-	-	1	1	1	1	1	1	
6	24311-MEB-670	DRUM, GEARSHIFT	1	1	1	-	-	-	-	-	-	
	24311-MEN-730	-	-	-	1	1	1	1	1	1	
7	24312-KA3-741	CENTER, GEARSHIFT DRUM	1	1	1	1	1	1	1	1	1	
8	24315-HA0-000	PIN, SHIFTER	1	1	1	1	1	1	1	1	1	
9	24321-MEB-670	SHIFTER, DRUM	1	1	1	1	1	1	1	1	1	
10	24322-MM4-000	COLLAR, SHIFTER	1	1	1	1	1	1	1	1	1	
11	24324-KA3-711	PAWL A, RATCHET	1	1	1	1	1	1	1	1	1	
12	24325-KA3-711	PAWL B, RATCHET	1	1	1	1	1	1	1	1	1	
13	24326-KBH-901	PLUNGER, PAWL	2	2	2	2	2	2	2	2	2	
14	24328-MEB-670	PLATE, GUIDE	1	1	1	1	1	1	1	1	1	
15	24329-KA3-740	SPRING, PAWL PLUNGER	2	2	2	2	2	2	2	2	2	
16	24430-KA3-740	STOPPER COMP., DRUM	1	1	1	1	1	1	1	1	1	

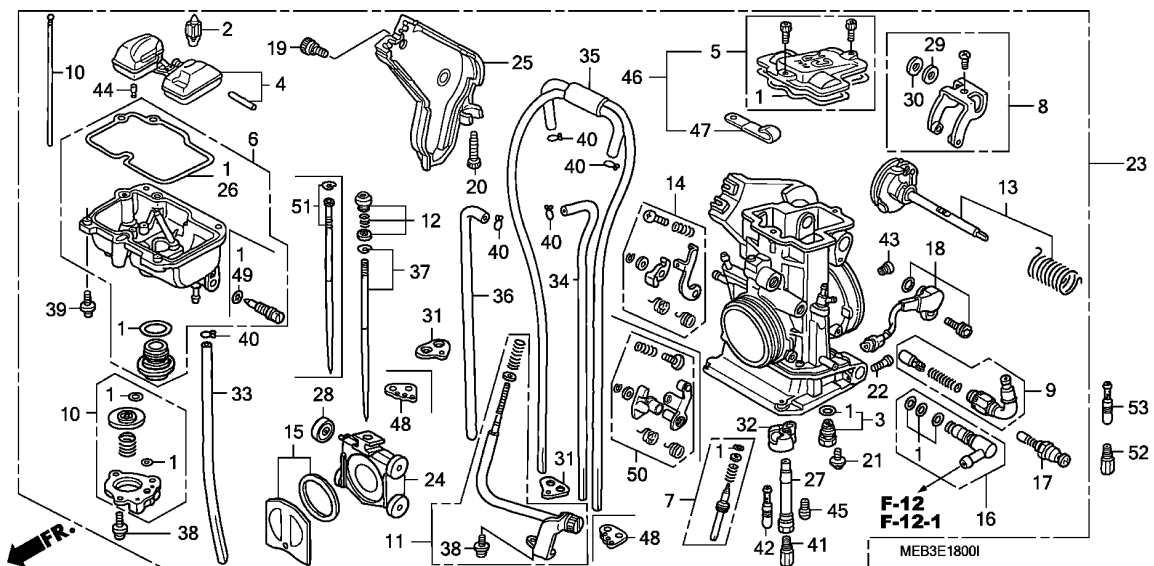


Ref. No.	Part No.	Description	Reqd. QTY								Serial No.	Parts catalogue code
			2	3	CRF450R		6	7	8			
17	24435-MEB-670	SPRING, DRUM STOPPER	1	1	1	1	1	1	1	-		
	24435-MEN-A10	-	-	-	-	-	-	-	1		
18	24610-MEB-670	SPINDLE COMP., GEARSHIFT	1	1	-	-	-	-	-	-		
	24610-MEN-670	-	-	1	-	-	-	-	-		
	24610-MEN-730	-	-	-	1	-	-	-	-		
	24610-MEN-850	-	-	-	-	1	1	1	-		
19	24651-MEB-670	SPRING, GEARSHIFT RETURN	1	1	1	1	1	1	1	1		
20	24652-HA0-000	PIN, GEARSHIFT RETURN SPRING	1	1	1	1	1	1	1	1		
21	90022-MG8-000	PIVOT, SHIFT DRUM STOPPER ARM	1	1	1	1	1	1	1	1		
22	90071-MF5-000	BOLT, FLANGE SOCKET, 6X14	2	2	2	2	2	2	2	2		
23	90435-HB3-000	WASHER, 6.1MM	1	1	1	1	1	1	1	1		
24	90441-KA4-700	PLATE, BEARING HOLDER	2	2	2	2	2	2	2	2		
25	90451-155-000	WASHER, 14MM	1	1	1	1	1	1	1	1		
26	91004-KY4-900	BEARING, RADIAL BALL, 6905U ..	1	1	1	1	1	1	1	1		
27	93301-06016-OA	BOLT, HEX., 6X16	2	2	2	2	2	2	2	2		
28	94510-14000	CIRCLIP, EXTERNAL, 14MM	1	1	1	1	1	1	1	1		
29	96220-40080	ROLLER, 4X8	1	1	1	1	1	1	1	1		
30	24311-MEN-A10	DRUM, GEARSHIFT	-	-	-	-	-	-	-	1		



Ref. No.	L.O.N.	(Relative ref. Number) Description	F.R.T.
2	1121A0	PINION, KICK STARTER (5)	1.2
4	1121A1	RATCHET, KICK(RECOIL) STARTER (7)	1.2
6	612135	GEAR, STARTER IDLE (15)	1.1
8	1121A2	SPINDLE, KICK STARTER (10)	1.2
9	112103	SPRING, KICK STARTER RETURN	1.1

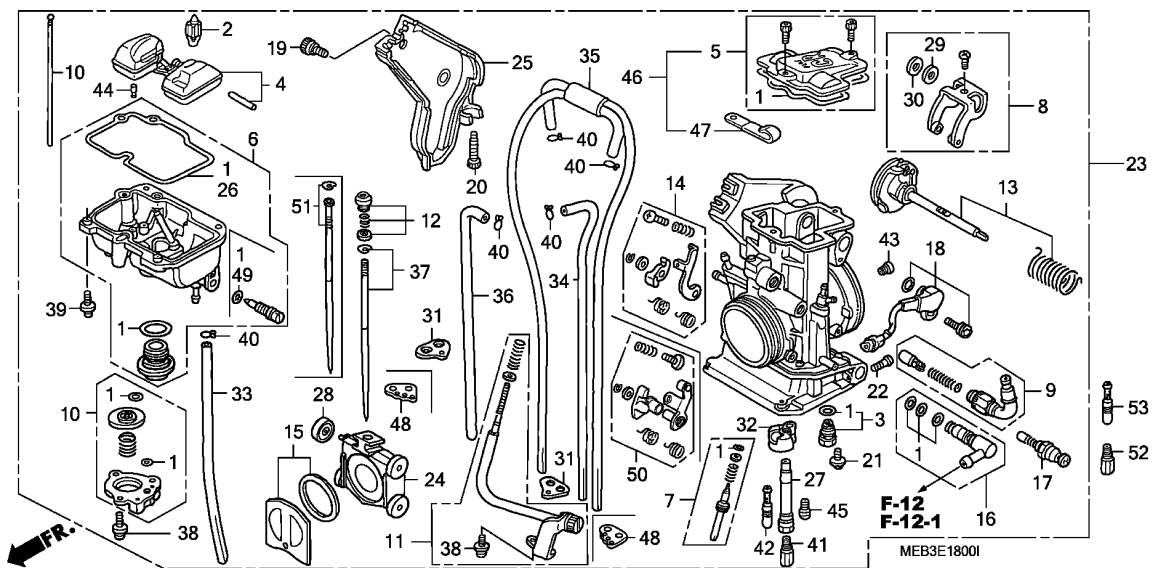
Ref. No.	Part No.	Description	Reqd. QTY								Serial No.	Parts catalogue code
			2	3	4	5	6	7	8			
1	15201-MEB-670	PLATE, OIL GUIDE	1	1	1	1	1	1	1	1		
2	28211-MEB-670	PINION, KICK STARTER (34T)	1	1	-	-	-	-	-	-		
	28211-MEN-670		-	-	1	1	1	1	1	1		
3	28215-MEB-670	PLATE, KICK STOPPER	1	1	1	1	1	1	1	1		
4	28221-MEB-670	RATCHET, KICK STARTER	1	-	-	-	-	-	-	-		
	28221-MEB-770		-	1	1	1	1	1	1	1		
5	28223-KA4-740	SPRING, KICK STARTER RATCHET	1	1	1	1	1	1	1	1		
6	28231-KS7-000	GEAR, KICK STARTER IDLE (29T)	1	1	1	1	1	1	1	1		
7	28232-KA4-740	COLLAR, KICK STARTER IDLE GEAR	1	1	1	1	1	1	1	1		
8	28251-MEB-670	SPINDLE, KICK STARTER	1	1	-	-	-	-	-	-		
9	28261-MEB-670	SPRING, KICK STARTER	1	1	1	1	1	1	1	1		
10	28282-MEB-670	COLLAR, KICK SPRING	1	1	1	1	1	1	1	1		
11	90554-728-940	WASHER, THRUST, 20MM	2	2	2	2	2	2	2	2		
12	93301-06016-0A	BOLT, HEX., 6X16	2	2	2	2	2	2	2	2		
13	94510-19000	CIRCLIP, EXTERNAL, 19MM	1	1	1	1	1	1	1	1		
14	23472-KY4-900	COLLAR, 20X22X10	-	-	1	1	1	1	1	1		
15	28251-MEN-670	SPINDLE, KICK STARTER	-	-	1	1	1	1	1	1		



Ref. No.	L.O.N.	(Relative ref. Number) Description	F.R.T.
4		(2)	
	311120	FLOAT OR FLOAT VALVE	0.6
6	3111A6	CHAMBER, FLOAT	0.6
9	3111G0	VALVE SET, HOT START	0.5
10	3111F4	PUMP SET, ACCELERATOR	0.5
17	311125	VALVE, STARTER	0.5
23	3111B5	CARBURETOR ASSEMBLY	0.6
24		(15,28)	
	3111A8	VALVE, THROTTLE	0.3
27		(42,45)	
	3111A4	HOLDER, NEEDLE JET	0.6
37		(12,51)	
	3111A3	NEEDLE, JET	0.3
41	3111D4	JET, MAIN	0.2

Ref. No.	Part No.	Description	Reqd. QTY								Serial No.	Parts catalogue code
			2	3	4	5	6	7	8			
1	16010-MEB-671	GASKET SET	1	1	-	-	-	-	-			
	16010-MEN-671	-	-	1	1	-	-	-			
	16010-MEN-851	-	-	-	-	1	1	1			
2	16011-KZ3-J11	VALVE SET, FLOAT	1	1	1	-	-	-	-			
	16011-MEN-851	-	-	-	-	1	1	1			
3	16011-MEB-671	SEAT SET, VALVE	1	1	-	-	-	-	-			
4	16013-MEB-671	FLOAT SET	1	1	1	1	1	-	-			
	16013-KRN-851	-	-	-	-	-	1	1			
5	16014-MEB-671	TOP SET	1	1	1	-	-	-	-			
	16072-MEN-731	-	-	-	1	-	-	-	FCROOD B -----	ED,ED/B,U,U/B	
	16014-MEY-A11	-	-	-	-	-	1	1			
6	16015-MEB-671	CHAMBER SET, FLOAT	1	1	-	-	-	-	-			
	16015-MEN-671	-	-	1	-	-	-	-			
	16015-KRN-731	-	-	-	1	-	-	-			
	16015-MEN-851	-	-	-	-	1	-	-			
	16015-MEN-A01	-	-	-	-	-	1	1			
7	16016-MEB-671	SCREW SET A	1	1	1	-	-	-	-			
	16016-KSC-671	-	-	-	1	1	1	-			
	16016-KRN-A01	-	-	-	-	-	-	1			
8	16018-MEB-671	ARM SET, LINK	1	1	1	1	1	-	-			
	16018-MEY-A11	-	-	-	-	-	1	1			
9	16019-MEB-671	START SET, HOT	1	1	1	1	1	1	1			
10	16021-MEB-671	DIAPHRAGM SET, PUMP	1	-	-	-	-	-	-			
	16021-MEB-771	-	1	1	1	1	-	-			
	16021-MEN-A01	-	-	-	-	-	1	1			
11	16028-MEB-671	SCREW SET B	1	1	1	1	1	-	-			



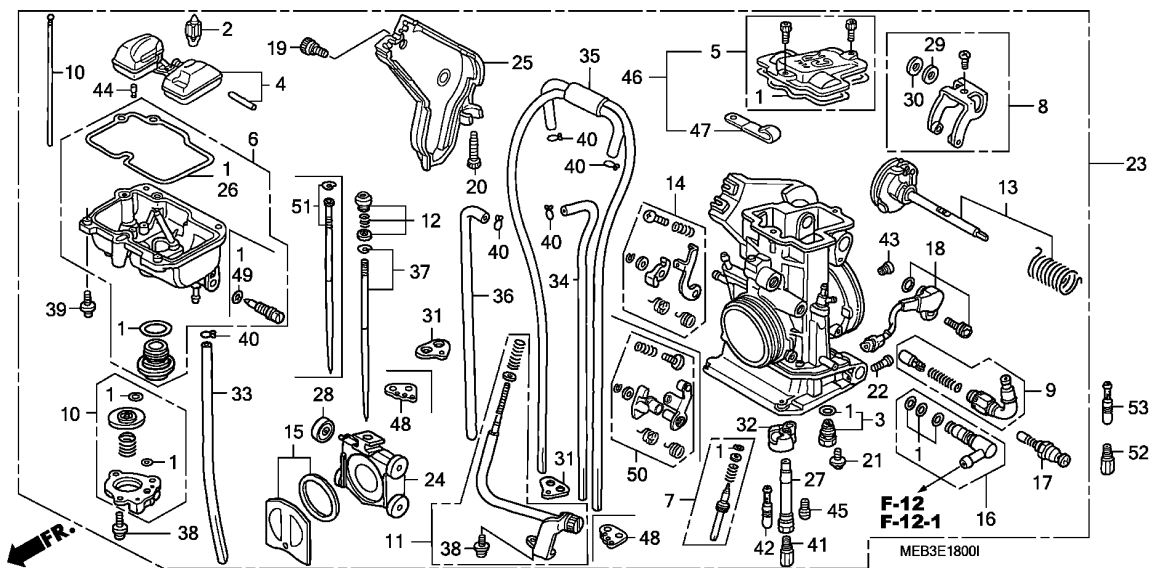


Ref. No.	Part No.	Description	Reqd. QTY								Serial No.	Parts catalogue code
			2	3	CRF450R		7	8				
11)	16028-MEN-A01	SCREW SET B	-	-	-	-	-	-	1	1		
12	16029-MEB-671	SCREW SET, JET NEEDLE	1	1	1	1	1	-	-	-		
	16029-MEY-A11	-	-	-	-	-	1	1			
13	16032-MEB-671	SHAFT SET, THROTTLE	1	1	1	1	1	-	-	-		
	16032-MEN-E01	-	-	-	-	-	1	-			
	16032-MEN-A11	-	-	-	-	-	-	1			
14	16033-MEB-671	LEVER SET, PUMP	1	1	1	1	1	-	-	-		
15	16037-MEB-671	VALVE SET, FLOATING	1	1	1	1	1	1	1			
16	16038-MEB-671	JOINT SET, FUEL	1	1	1	1	-	-	-			
	16038-KRN-671	-	-	-	-	1	1	1			
17	16046-MEB-671	VALVE SET, STARTER	1	1	1	1	1	1	1			
18	16060-MEB-671	SENSOR ASSY., THROTTLE	1	1	1	1	1	1	-			
	16060-MEN-A11	-	-	-	-	-	-	1			
19	16080-MEB-671	BOLT, COVER	1	1	1	1	1	-	-			
	16080-HP1-601	-	-	-	-	-	-	1	1		
20	16081-MEB-671	BOLT, STOPPER	1	1	1	-	-	-	-			
			-	-	-	1	-	-	-	-----	ED/A,U/A	
			-	-	-	1	-	-	-	-----	FCROOD A ED,ED/B,U,U/B	
21	16082-MEB-671	SCREW, PAN	1	1	-	-	-	-	-			
22	16083-MEB-671	SCREW, PAN	1	1	1	1	1	1	1			
23	16100-MEB-671	CARBURETOR ASSY. (FCROOA A) ..	1	-	-	-	-	-	-			
	16100-MEB-771	CARBURETOR ASSY. (FCROOB A) ..	-	1	-	-	-	-	-			
	16100-MEN-671	CARBURETOR ASSY. (FCROOC A) ..	-	-	1	-	-	-	-			
	16100-MEN-734	CARBURETOR ASSY. (FCROOD A) ..	-	-	-	1	-	-	-	-----	ED/A,U/A	
			-	-	-	1	-	-	-	-----	2350033 ED,ED/B,U,U/B	
	16100-MEN-735	CARBURETOR ASSY. (FCROOD B) ..	-	-	-	1	-	-	-	2350034	-----	
	16100-MEN-862	CARBURETOR ASSY. (FCRO9A A) ..	-	-	-	-	1	-	-		-----	

2

Ref. No.	Part No.	Description	Reqd. QTY								Serial No.	Parts catalogue code
			2	3	4	5	6	7	8			
23)	16100-MEN-E02	CARBURETOR ASSY. (FCR09B A) .	-	-	-	-	-	1	-			
	16100-MEN-E11	CARBURETOR ASSY. (FCR09C A) .	-	-	-	-	-	-	1			
24	16112-MEB-671	VALVE, THROTTLE	1	1	1	1	1	-	-			
	16112-MEY-A11	-	-	-	-	-	1	-			
	16112-HP1-A01	-	-	-	-	-	-	1			
25	16157-MEB-671	COVER, THROTTLE	1	1	-	-	-	-	-			
	16157-MEN-671	-	-	1	1	1	-	-			
	16157-MEN-A01	-	-	-	-	-	1	1			
26	16163-MEB-671	GASKET, FLOAT CHAMBER	1	1	1	1	1	1	1			
27	16165-MEB-671	HOLDER, NEEDLE JET	1	1	1	1	1	-	-			
	16165-MEN-A01	-	-	-	-	-	1	-			
	16165-KRN-A01	-	-	-	-	-	-	1			
28	16172-MEB-671	ROLLER	1	1	1	1	1	1	1			
29	16177-MEB-671	WASHER, PLAIN (PO)	1	1	1	1	1	1	1			
30	16178-MEB-671	WASHER, PLAIN (SUS)	1	1	1	1	1	1	1			
31	16179-KZ4-690	BINDER	2	2	2	2	-	-	-			
32	16185-MEB-671	PLATE, BUFFER	1	1	-	-	-	-	-			
	16185-MEN-671	-	-	1	1	1	1	1			
33	16196-MEB-671	TUBE, OVERFLOW	1	1	1	1	-	-	-			
	16196-MEN-851	-	-	-	-	1	1	1			
34	16197-MEB-671	TUBE, AIR VENT	1	1	1	1	1	1	1			
35	16198-MEB-671	TUBE COMP., AIR VENT	1	1	1	1	1	1	1			
36	16199-MEB-671	TUBE, AIR VENT	1	1	1	1	1	1	1			
37	16203-MEB-671	NEEDLE SET, JET (OBEKR)	-	(1)	-	-	-	-	-			
	16201-MEB-671	NEEDLE SET, JET (OBEKP)	(1)	(1)	-	-	-	-	-			
	16202-MEB-671	NEEDLE SET, JET (OBEKQ)	(1)	(1)	-	-	-	-	-			
	16204-MEB-671	NEEDLE SET, JET (OBEKS)	(1)	(1)	-	-	-	-	-			
	16205-MEB-671	NEEDLE SET, JET (OBEKT)	(1)	(1)	-	-	-	-	-			
	16230-MEB-671	NEEDLE SET, JET (OBELP)	(1)	(1)	-	-	-	-	-			
	16231-MEB-671	NEEDLE SET, JET (OBELQ)	(1)	(1)	-	-	-	-	-			
	16232-MEB-671	NEEDLE SET, JET (OBELR)	(1)	1	-	-	-	-	-			
	16233-MEB-671	NEEDLE SET, JET (OBELS)	(1)	(1)	-	-	-	-	-			
	16234-MEB-671	NEEDLE SET, JET (OBELT)	(1)	(1)	-	-	-	-	-			
	16201-MEN-671	NEEDLE SET, JET (NCYP)	-	-	(1)	-	(1)	-	-			
	16202-MEN-671	NEEDLE SET, JET (NCYQ)	-	-	(1)	-	(1)	-	-			
	16203-MEN-671	NEEDLE SET, JET (NCYR)	-	-	1	-	1	-	-			
	16204-MEN-671	NEEDLE SET, JET (NCYS)	-	-	(1)	-	(1)	-	-			
	16205-MEN-671	NEEDLE SET, JET (NCYT)	-	-	(1)	-	(1)	-	-			
	16230-MEN-671	NEEDLE SET, JET (NCVP)	-	-	(1)	-	(1)	-	-			
	16231-MEN-671	NEEDLE SET, JET (NCVQ)	-	-	(1)	-	(1)	-	-			
	16232-MEN-671	NEEDLE SET, JET (NCVR)	-	-	(1)	-	(1)	-	-			
	16233-MEN-671	NEEDLE SET, JET (NCVS)	-	-	(1)	-	(1)	-	-			
	16234-MEN-671	NEEDLE SET, JET (NCVT)	-	-	(1)	-	(1)	-	-			
	16201-MEN-731	NEEDLE SET, JET (NGGN)	-	-	-	(1)	-	-	-			
	16202-MEN-731	NEEDLE SET, JET (NGGP)	-	-	-	(1)	-	-	-			
	16203-MEN-731	NEEDLE SET, JET (NGGQ)	-	-	-	1	-	-	-			
	16204-MEN-731	NEEDLE SET, JET (NGGR)	-	-	-	(1)	-	-	-			
	16205-MEN-731	NEEDLE SET, JET (NGGS)	-	-	-	(1)	-	-	-			
	16230-MEN-731	NEEDLE SET, JET (NGJN)	-	-	-	(1)	-	-	-			
	16231-MEN-731	NEEDLE SET, JET (NGJP)	-	-	-	(1)	-	-	-			
	16232-MEN-731	NEEDLE SET, JET (NGJQ)	-	-	-	(1)	-	-	-			
	16233-MEN-731	NEEDLE SET, JET (NGJR)	-	-	-	(1)	-	-	-			
	16234-MEN-731	NEEDLE SET, JET (NGJS)	-	-	-	(1)	-	-	-			
38	93892-04008-18	SCREW-WASHER, 4X8	4	4	4	4	4	4	4			
39	93892-04014-18	SCREW-WASHER, 4X14	4	4	4	4	4	4	4			



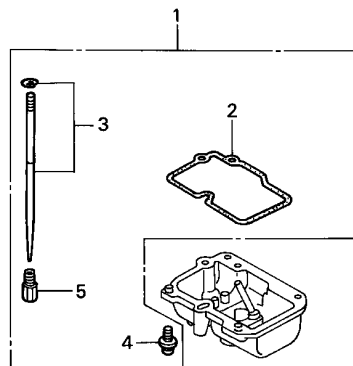
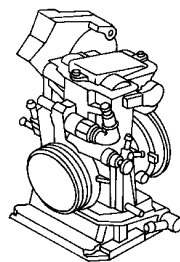


Ref. No.	Part No.	Description	Reqd. QTY								Serial No.	Parts catalogue code
			2	3	4	5	6	7	8	CRF450R		
40	95002-02079	CLIP, TUBE (B7)	5	5	5	5	5	5	5			
41	99101-357-1750	JET, MAIN, #175	1	(1)	(1)	(1)	(1)	(1)	(1)			
	99101-357-1650	JET, MAIN, #165	(1)	(1)	1	(1)	(1)	-	-			
	99101-357-1680	JET, MAIN, #168	(1)	(1)	(1)	1	1	(1)	(1)			
	99101-357-1700	JET, MAIN, #170	(1)	1	(1)	(1)	(1)	(1)	(1)			
	99101-357-1720	JET, MAIN, #172	(1)	(1)	(1)	(1)	(1)	(1)	(1)			
	99101-357-1780	JET, MAIN, #178	(1)	(1)	-	(1)	(1)	1	1			
	99101-357-1800	JET, MAIN, #180	(1)	(1)	-	-	-	(1)	(1)			
	99101-357-1820	JET, MAIN, #182	(1)	-	-	-	-	(1)	(1)			
	99101-357-1850	JET, MAIN, #185	(1)	-	-	-	-	(1)	(1)			
	99101-357-1600	JET, MAIN, #160	-	(1)	(1)	(1)	(1)	-	-			
	99101-357-1620	JET, MAIN, #162	-	(1)	(1)	(1)	(1)	-	-			
	99101-357-1550	JET, MAIN, #155	-	-	(1)	-	-	-	-			
	99101-357-1580	JET, MAIN, #158	-	-	(1)	(1)	(1)	-	-			
	99101-357-1880	JET, MAIN, #188	-	-	-	-	-	(1)	(1)			
42	99103-440-0450	JET, SLOW, #45	1	(1)	(1)	(1)	(1)	(1)	(1)			
	99103-440-0400	JET, SLOW, #40	(1)	(1)	(1)	(1)	(1)	(1)	(1)			
	99103-440-0420	JET, SLOW, #42	(1)	1	1	1	1	1	1			
	99103-440-0480	JET, SLOW, #48	(1)	(1)	(1)	(1)	(1)	(1)	(1)			
	99103-440-0500	JET, SLOW, #50	(1)	-	-	-	-	-	-			
	99103-440-0380	JET, SLOW, #38	-	(1)	(1)	(1)	(1)	(1)	(1)			
43	99104-MEB-1000	JET, SLOW AIR, #100	1	1	1	1	1	1	1			
44	99108-MEB-0550	JET, LEAK, #55	1	1	1	1	1	1	1			
	99108-KRN-0450	JET, LEAK, #45	-	-	-	-	-	(1)	(1)			
	99108-KRN-0500	JET, LEAK, #50	-	-	-	-	-	(1)	(1)			
	99108-KSC-0650	JET, LEAK, #65	-	-	-	-	-	(1)	(1)			
	99108-KSE-0600	JET, LEAK, #60	-	-	-	-	-	(1)	(1)			
45	99112-MEB-0720	JET, BY-STARTER, #72	1	1	1	1	1	1	1			

2

Ref. No.	Part No.	Description	Reqd. QTY								Serial No.	Parts catalogue code	
			2	3	CRF450R		6	7	8				
46	16014-MEN-731	TOP SET	-	-	-	1	-	-	-	-	-----	ED/A,U/A	
	16014-MEN-732	-	-	-	1	-	-	-	-	-----	FCROOD A ED,ED/B,U,U/B	
			-	-	-	1	-	-	-	-	FCROOD B	-----	ED,ED/B,U,U/B
47	16088-MEN-731	CLIP	-	-	-	1	-	-	-	-	FCROOD B	-----	ED,ED/B,U,U/B
	16088-HP1-901	-	-	-	-	1	1	-	-			
48	16178-MEN-851	BINDER	-	-	-	-	2	2	2	-			
49	16076-ND5-004	O-RING, 1.3X4.3	-	-	-	-	1	1	1	-			
50	16033-MEN-A01	LEVER SET, PUMP	-	-	-	-	-	1	1	-			
51	16203-MEN-E01	NEEDLE SET, JET (NJES)	-	-	-	-	-	1	-	-			
	16201-MEN-E01	NEEDLE SET, JET (NJEQ)	-	-	-	-	-	(1)	-	-			
	16202-MEN-E01	NEEDLE SET, JET (NJER)	-	-	-	-	-	(1)	-	-			
	16204-MEN-E01	NEEDLE SET, JET (NJET)	-	-	-	-	-	(1)	-	-			
	16205-MEN-E01	NEEDLE SET, JET (NJEU)	-	-	-	-	-	(1)	-	-			
	16230-MEN-E01	NEEDLE SET, JET (NJGQ)	-	-	-	-	-	(1)	-	-			
	16231-MEN-E01	NEEDLE SET, JET (NJGR)	-	-	-	-	-	(1)	-	-			
	16232-MEN-E01	NEEDLE SET, JET (NJGS)	-	-	-	-	-	(1)	-	-			
	16233-MEN-E01	NEEDLE SET, JET (NJGT)	-	-	-	-	-	(1)	-	-			
	16234-MEN-E01	NEEDLE SET, JET (NJGU)	-	-	-	-	-	(1)	-	-			
	16201-MEN-E11	NEEDLE SET, JET (NKAR)	-	-	-	-	-	-	(1)	-			
	16202-MEN-E11	NEEDLE SET, JET (NKAS)	-	-	-	-	-	-	(1)	-			
	16203-MEN-E11	NEEDLE SET, JET (NKAT)	-	-	-	-	-	-	1	-			
	16204-MEN-E11	NEEDLE SET, JET (NKAU)	-	-	-	-	-	-	(1)	-			
	16205-MEN-E11	NEEDLE SET, JET (NKAV)	-	-	-	-	-	-	(1)	-			
	16230-MEN-E11	NEEDLE SET, JET (NJFR)	-	-	-	-	-	-	(1)	-			
	16231-MEN-E11	NEEDLE SET, JET (NJFS)	-	-	-	-	-	-	(1)	-			
	16232-MEN-E11	NEEDLE SET, JET (NJFT)	-	-	-	-	-	-	(1)	-			
	16233-MEN-E11	NEEDLE SET, JET (NJFU)	-	-	-	-	-	-	(1)	-			
	16234-MEN-E11	NEEDLE SET, JET (NJFV)	-	-	-	-	-	-	(1)	-			
52	99101-357-1650	JET, MAIN, #165	-	-	-	-	1	-	-	-			
		(OTHER PARTS)	-	-	-	-	1	-	-	-			
	99101-357-1700	JET, MAIN, #170	-	-	-	-	1	-	-	-			
		(OTHER PARTS)	-	-	-	-	1	-	-	-			
	99101-357-1750	JET, MAIN, #175	-	-	-	-	-	1	1	-			
		(OTHER PARTS)	-	-	-	-	-	1	1	-			
	99101-357-1800	JET, MAIN, #180	-	-	-	-	-	1	1	-			
		(OTHER PARTS)	-	-	-	-	-	1	1	-			
53	99103-440-0400	JET, SLOW, #40	-	-	-	-	1	1	1	-			
		(OTHER PARTS)	-	-	-	-	1	1	1	-			
	99103-440-0450	JET, SLOW, #45	-	-	-	-	1	1	1	-			
		(OTHER PARTS)	-	-	-	-	1	1	1	-			





MEB4-E1801A

Ref. L.O.N. (Relative ref. Number) F.R.T.
No. Description

NO INFORMATION

Ref. No.	Part No.	Description	Reqd. QTY								Serial No.	Parts catalogue code	
			2	3	4	5	6	7	8				
1	16020-MEB-671	PARTS KIT, CARBURETOR OPTIONAL	(1)	-	-	-	-	-	-	-	-		
	16020-MEB-771	-	(1)	-	-	-	-	-	-	-		
	16020-MEN-671	-	-	(1)	-	-	-	-	-	-		
	16020-MEN-732	-	-	-	(1)	-	-	-	-	-		
	16020-MEN-861	-	-	-	-	(1)	-	-	-	-		
	16020-MEN-E01	-	-	-	-	-	(1)	-	-	-		
	16020-MEN-E11	-	-	-	-	-	-	(1)	-	-		
2	16163-MEB-671	GASKET, FLOAT CHAMBER	(5)	(5)	(5)	(5)	(5)	(5)	(5)	(5)	(5)		
3	16201-MEB-671	NEEDLE SET, JET (OBEKP)	(1)	(1)	-	-	-	-	-	-	-		
	16202-MEB-671	NEEDLE SET, JET (OBEKQ)	(1)	(1)	-	-	-	-	-	-	-		
	16204-MEB-671	NEEDLE SET, JET (OBEKS)	(1)	(1)	-	-	-	-	-	-	-		
	16205-MEB-671	NEEDLE SET, JET (OBEKT)	(1)	(1)	-	-	-	-	-	-	-		
	16230-MEB-671	NEEDLE SET, JET (OBELP)	(1)	(1)	-	-	-	-	-	-	-		
	16231-MEB-671	NEEDLE SET, JET (OBELQ)	(1)	(1)	-	-	-	-	-	-	-		
	16232-MEB-671	NEEDLE SET, JET (OBELR)	(1)	-	-	-	-	-	-	-	-		
	16233-MEB-671	NEEDLE SET, JET (OBELS)	(1)	(1)	-	-	-	-	-	-	-		
	16234-MEB-671	NEEDLE SET, JET (OBELT)	(1)	(1)	-	-	-	-	-	-	-		
	16203-MEB-671	NEEDLE SET, JET (OBEKR)	-	(1)	-	-	-	-	-	-	-		
	16201-MEN-671	NEEDLE SET, JET (NCYP)	-	-	(1)	-	(1)	-	-	-	-		
	16202-MEN-671	NEEDLE SET, JET (NCYQ)	-	-	(1)	-	(1)	-	-	-	-		
	16204-MEN-671	NEEDLE SET, JET (NCYS)	-	-	(1)	-	(1)	-	-	-	-		
	16205-MEN-671	NEEDLE SET, JET (NCYT)	-	-	(1)	-	(1)	-	-	-	-		
	16230-MEN-671	NEEDLE SET, JET (NCVP)	-	-	(1)	-	(1)	-	-	-	-		
	16231-MEN-671	NEEDLE SET, JET (NCVQ)	-	-	(1)	-	(1)	-	-	-	-		
	16232-MEN-671	NEEDLE SET, JET (NCVR)	-	-	(1)	-	(1)	-	-	-	-		
	16233-MEN-671	NEEDLE SET, JET (NCVS)	-	-	(1)	-	(1)	-	-	-	-		
	16234-MEN-671	NEEDLE SET, JET (NCVT)	-	-	(1)	-	(1)	-	-	-	-		
	16201-MEN-731	NEEDLE SET, JET (NGGN)	-	-	-	(1)	-	-	-	-	-		
	16202-MEN-731	NEEDLE SET, JET (NGGP)	-	-	-	(1)	-	-	-	-	-		

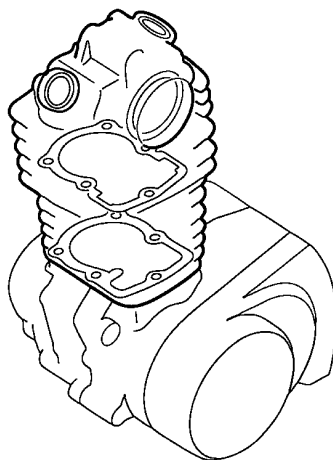
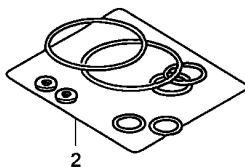
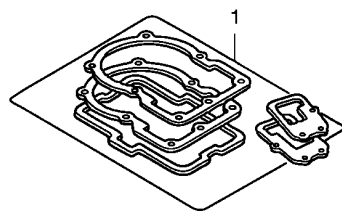
Ref. No.	Part No.	Description	Reqd. QTY								Serial No.	Parts catalogue code
			2	3	4	5	6	7	8			
(3)	16204-MEN-731	NEEDLE SET, JET (NGGR)	-	-	-	(1)	-	-	-			
	16205-MEN-731	NEEDLE SET, JET (NGGS)	-	-	-	(1)	-	-	-			
	16230-MEN-731	NEEDLE SET, JET (NGJN)	-	-	-	(1)	-	-	-			
	16231-MEN-731	NEEDLE SET, JET (NGJP)	-	-	-	(1)	-	-	-			
	16232-MEN-731	NEEDLE SET, JET (NGJQ)	-	-	-	(1)	-	-	-			
	16233-MEN-731	NEEDLE SET, JET (NGJR)	-	-	-	(1)	-	-	-			
	16234-MEN-731	NEEDLE SET, JET (NGJS)	-	-	-	(1)	-	-	-			
	16201-MEN-E01	NEEDLE SET, JET (NJEQ)	-	-	-	-	-	(1)	-			
	16202-MEN-E01	NEEDLE SET, JET (NJER)	-	-	-	-	-	(1)	-			
	16204-MEN-E01	NEEDLE SET, JET (NJET)	-	-	-	-	-	(1)	-			
	16205-MEN-E01	NEEDLE SET, JET (NJEU)	-	-	-	-	-	(1)	-			
	16230-MEN-E01	NEEDLE SET, JET (NJGQ)	-	-	-	-	-	(1)	-			
	16231-MEN-E01	NEEDLE SET, JET (NJGR)	-	-	-	-	-	(1)	-			
	16232-MEN-E01	NEEDLE SET, JET (NJGS)	-	-	-	-	-	(1)	-			
	16233-MEN-E01	NEEDLE SET, JET (NJGT)	-	-	-	-	-	(1)	-			
	16234-MEN-E01	NEEDLE SET, JET (NJGU)	-	-	-	-	-	(1)	-			
	16201-MEN-E11	NEEDLE SET, JET (NKAR)	-	-	-	-	-	-	(1)			
	16202-MEN-E11	NEEDLE SET, JET (NKAS)	-	-	-	-	-	-	(1)			
	16204-MEN-E11	NEEDLE SET, JET (NKAU)	-	-	-	-	-	-	(1)			
	16205-MEN-E11	NEEDLE SET, JET (NKAV)	-	-	-	-	-	-	(1)			
	16230-MEN-E11	NEEDLE SET, JET (NJFR)	-	-	-	-	-	-	(1)			
	16231-MEN-E11	NEEDLE SET, JET (NJFS)	-	-	-	-	-	-	(1)			
	16232-MEN-E11	NEEDLE SET, JET (NJFT)	-	-	-	-	-	-	(1)			
	16233-MEN-E11	NEEDLE SET, JET (NJFU)	-	-	-	-	-	-	(1)			
	16234-MEN-E11	NEEDLE SET, JET (NJFV)	-	-	-	-	-	-	(1)			
4	93892-04014-18	SCREW-WASHER, 4X14	(10)	(10)	(10)	(10)	(10)	(10)	(10)			
5	99101-357-1650	JET, MAIN, #165	(1)	(1)	-	(1)	(1)	-	-			
	99101-357-1680	JET, MAIN, #168	(1)	(1)	(1)	-	-	(1)	(1)			
	99101-357-1700	JET, MAIN, #170	(1)	-	(1)	(1)	(1)	(1)	(1)			
	99101-357-1720	JET, MAIN, #172	(1)	(1)	(1)	(1)	(1)	(1)	(1)			
	99101-357-1780	JET, MAIN, #178	(1)	(1)	-	(1)	(1)	-	-			
	99101-357-1800	JET, MAIN, #180	(1)	(1)	-	-	-	(1)	(1)			
	99101-357-1820	JET, MAIN, #182	(1)	-	-	-	-	(1)	(1)			
	99101-357-1850	JET, MAIN, #185	(1)	-	-	-	-	(1)	(1)			
	99101-357-1600	JET, MAIN, #160	-	(1)	(1)	(1)	(1)	-	-			
	99101-357-1620	JET, MAIN, #162	-	(1)	(1)	(1)	(1)	-	-			
	99101-357-1750	JET, MAIN, #175	-	(1)	(1)	(1)	(1)	(1)	(1)			
	99101-357-1550	JET, MAIN, #155	-	-	(1)	-	-	-	-			
	99101-357-1580	JET, MAIN, #158	-	-	(1)	(1)	(1)	-	-			
	99101-357-1880	JET, MAIN, #188	-	-	-	-	-	(1)	(1)			



EOP-1

GASKET KIT A

F 6



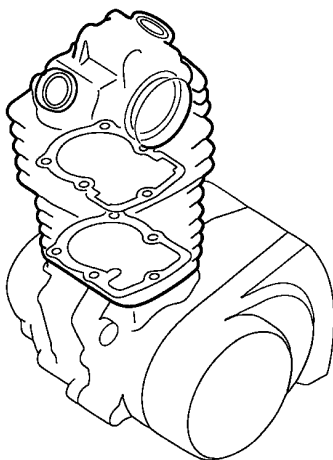
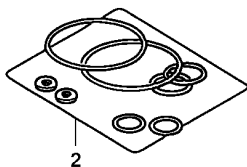
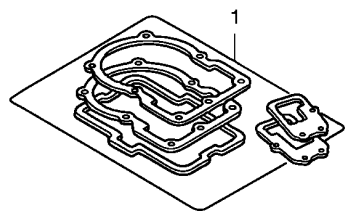
ENG1X0001B

Ref. L.O.N. (Relative ref. Number) F.R.T.
No. Description

NO INFORMATION

Ref. No.	Part No.	Description	Reqd. QTY								Serial No.	Parts catalogue code
			2	3	CRF450R		6	7	8			
1	06113-MEB-700	GASKET SHEET KIT A	1	1	-	-	-	-	-	-		
		(COMPONENT PARTS)	-	-	1	-	-	-	-	-	-----	2213883 ED,U
	06113-MEB-701	-	-	1	-	-	-	-	-	2213884	----- ED,U
		(COMPONENT PARTS)	-	-	-	1	-	-	-	-	-----	----- ED/A,U/A
	06113-MEN-840	-	-	-	1	-	-	-	-		
		(COMPONENT PARTS)	-	-	-	-	1	-	-	-		
	06113-MEN-A00	-	-	-	-	-	1	1			
		(COMPONENT PARTS)	-	-	-	-	-	1	1			
	12191-MEB-671	GASKET, CYLINDER	1	1	1	1	1	1	1			
	12251-MEB-671	GASKET, CYLINDER HEAD	1	1	1	1	1	-	-			
	12251-MEY-671	-	-	-	-	-	1	1			
	12391-MEB-670	GASKET, HEAD COVER	1	1	1	1	1	1	1			
	14560-KCW-851	GASKET, TENSIONER LIFTER	1	1	-	-	-	-	-			
		(COMPONENT PARTS)	-	-	1	-	-	-	-	-----	2213883 ED,U	
	14560-MEN-671	-	-	1	-	-	-	-	-----	----- ED/A,U/A	
		(COMPONENT PARTS)	-	-	-	1	1	1	1	2213884	----- ED,U	
	18291-MEB-670	GASKET, EX. PIPE	1	1	1	1	1	1	1			
	18392-MEB-670	PACKING, MUFFLER	1	1	1	1	-	-	-			
	18392-MEY-670	-	-	-	-	1	1	1			
	90543-MV9-670	RUBBER, MOUNTING	3	3	3	3	3	3	3			
2	06114-MEB-700	WASHER O-RING KIT A	1	1	-	-	-	-	-			
		(COMPONENT PARTS)	-	-	1	1	1	1	1			
	06114-MEN-670	-	-	1	1	1	1	1			
		(COMPONENT PARTS)	-	-	1	1	1	1	1			
	12226-MEB-670	SEAL, RING	1	1	1	1	1	1	1			
	90442-397-000	WASHER, SEALING, 6MM	-	-	1	1	1	1	1			

2



ENG1X0001B

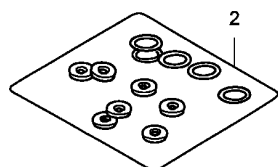
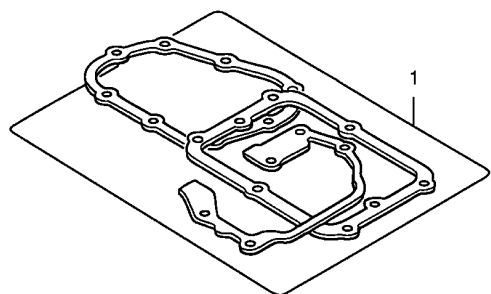
Ref. No.	Part No.	Description	Reqd. QTY								Serial No.	Parts catalogue code
			2	3	CRF450R		4	5	6	7		
(2)	91306-MG3-000	O-RING, 1.5X9.5	1	1	-	-	-	-	-	-		
	91312-KE7-003	O-RING, 19X3(NOK)	1	1	1	1	1	1	1	1		



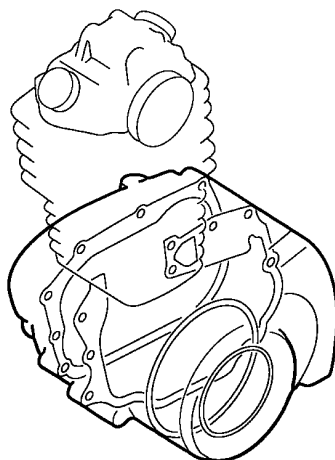
EOP-2

GASKET KIT B

F 8



←FR.



ENG2X0001B

Ref. L.O.N. (Relative ref. Number) F.R.T.
No. Description

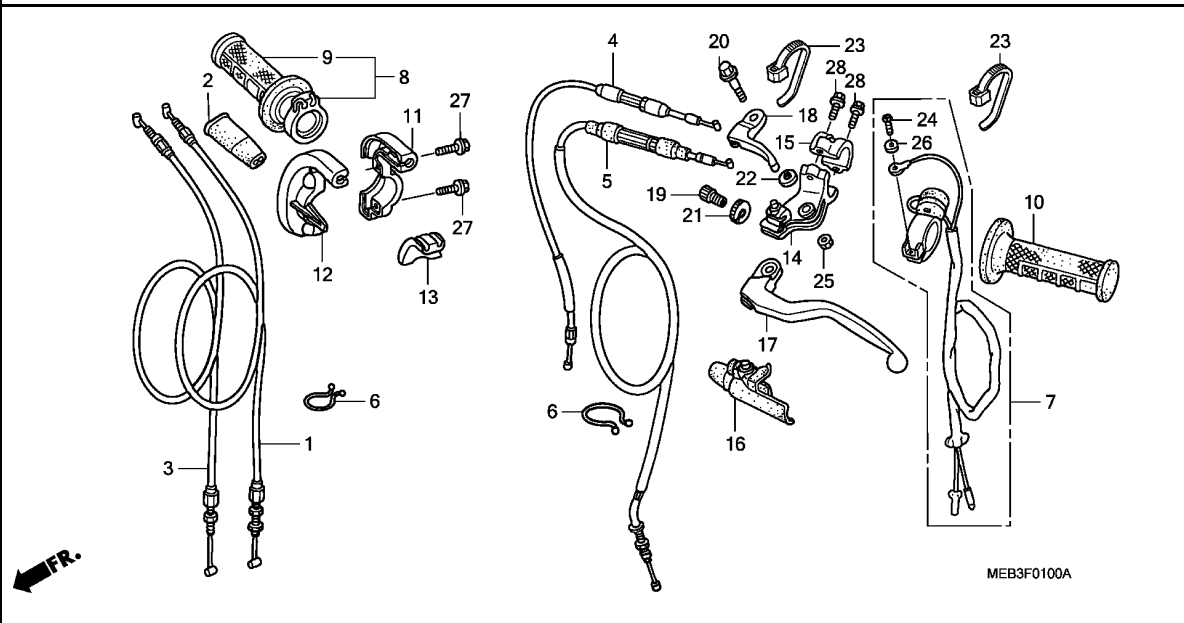
NO INFORMATION

Ref. No.	Part No.	Description	Reqd. QTY								Serial No.	Parts catalogue code
			2	3	4	5	6	7	8			
1	06115-MEB-700	GASKET SHEET KIT B										
		(COMPONENT PARTS)	1	1	1	-	-	-	-			
	06115-MEN-730										
		(COMPONENT PARTS)	-	-	-	1	-	-	-			
	06115-MEN-840										
		(COMPONENT PARTS)	-	-	-	-	1	1	1			
	11191-MEB-670	GASKET, CRANKCASE	1	1	1	-	-	-	-			
	11191-MEN-730	-	-	-	1	-	-	-			
	11191-MEN-850	-	-	-	-	1	1	1			
	11352-MEB-671	GASKET, CLUTCH COVER	1	1	1	1	1	1	1			
	11394-MEB-670	GASKET, R. COVER	1	1	1	1	1	1	1			
	11395-MEB-670	GASKET, L. COVER	1	1	1	1	1	1	1			
	19226-MEB-670	GASKET, WATER PUMP COVER	1	1	1	1	1	1	1			
2	06116-MEB-700	WASHER O-RING KIT B										
		(COMPONENT PARTS)	1	1	1	1	1	-	-			
	06116-MEN-A00										
		(COMPONENT PARTS)	-	-	-	-	-	1	1			
	90447-KE1-000	WASHER, SEALING, 7MM	1	1	1	1	1	1	1			
	90463-ML7-000	WASHER, SEALING, 6.5MM	2	2	2	2	2	2	2			
	90474-333-000	WASHER, SEALING, 8MM	2	2	2	2	2	2	2			
	90488-425-000	WASHER, SEALING, 6MM	3	3	3	3	3	3	3			
	90751-GK1-003	O-RING, 8.5X1.7	1	1	1	1	1	1	1			
	91201-ML3-873	D-RING, 23.75MM(ARAI)	1	1	1	1	1	1	1			
	91211-KA3-761	SEAL, WATER PUMP (NOK)	1	1	1	1	1	-	-			
	91211-MEN-A01	SEAL, WATER PUMP	-	-	-	-	-	1	1			
	91256-383-721	O-RING, 17.8X2.4(SHOWA)	1	1	1	1	1	1	1			
	91302-PA9-003	O-RING, 39.8X2.2(ARAI)	1	1	1	1	1	1	1			
	91303-377-000	O-RING, 13.8X2.5	1	1	1	1	1	1	1			
	91305-KF0-003	O-RING, 27X2(ARAI)	1	1	1	1	1	1	1			
	91307-035-000	O-RING, 18X3	2	2	2	2	2	2	2			

F-1

HANDLE LEVER/SWITCH/CABLE (CRF450R2,3)

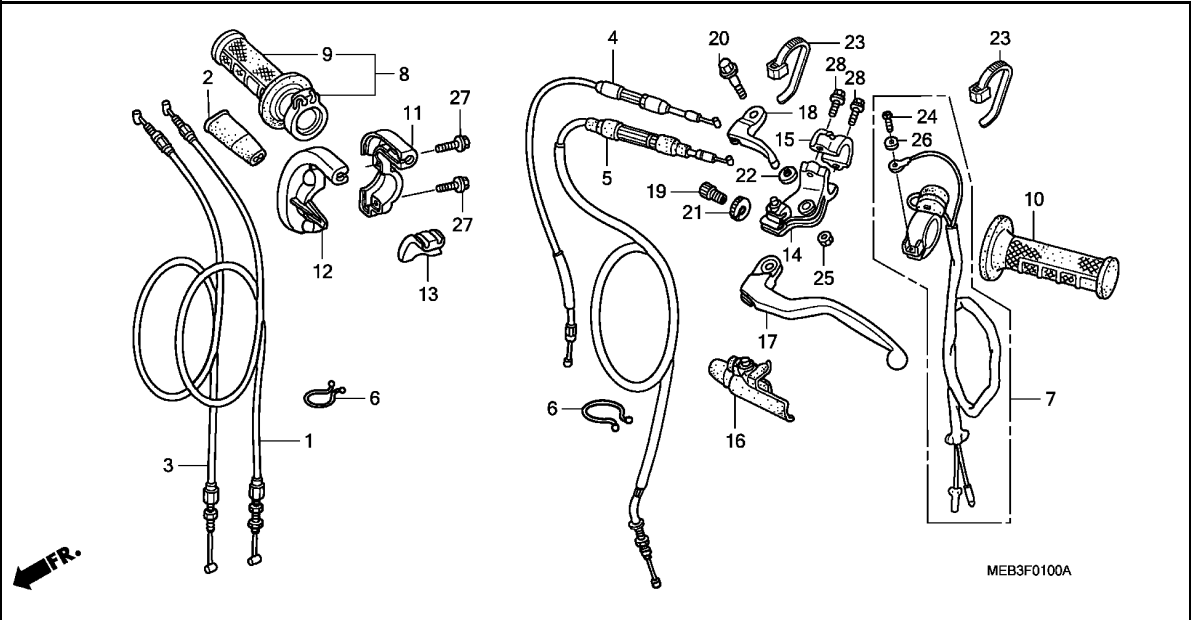
G 1



Ref. No.	L.O.N.	(Relative ref. Number) Description	F.R.T.
1		(3)	
1	811100	CABLE, THROTTLE	0.4
		.NOTE: Same time for two units	
4	8111B5	CABLE, HOT STARTER	0.5
5	811115	CABLE, CLUTCH	0.2
7	6151D8	SWITCH, ENGINE STOP	0.2
8		(13)	
	810150	GRIP, THROTTLE	0.1
9	8101C1	GRIP, HANDLE :RIGHT	0.2
10	8101C0	GRIP, HANDLE :LEFT	0.1
11		(12)	
	810155	HOUSING, THROTTLE	0.2
		.NOTE: Same time for two units	
14	8101C8	BRACKET, HANDLE LEVER :LEFT ..	0.2
17	8101C6	LEVER, HANDLE :LEFT	0.1
	8101F5	LEVER, HANDLE :BOTH	0.2
18	8101F2	LEVER, HOT STARTER	0.1

Ref. No.	Part No.	Description	Reqd. QTY								Serial No.	Parts catalogue code
			2	3	4	5	6	7	8			
1	17910-MEB-670	CABLE COMP. A, THROTTLE	1	1	-	-	-	-	-			
2	17913-KB7-000	COVER, THROTTLE CABLE	1	1	-	-	-	-	-			
3	17920-MEB-670	CABLE COMP. B, THROTTLE	1	1	-	-	-	-	-			
4	17950-MEB-670	CABLE COMP., HOT STARTER	1	1	-	-	-	-	-			
5	22870-MEB-670	CABLE COMP., CLUTCH	1	1	-	-	-	-	-			
6	32171-GF9-621	LOCK, PURSE	2	2	-	-	-	-	-			
7	35130-MEB-670	SWITCH ASSY., KILL	1	1	-	-	-	-	-			
8	53140-MEB-670	GRIP COMP., THROTTLE	1	1	-	-	-	-	-			
9	53165-GBF-J60	GRIP, R. HANDLE	1	1	-	-	-	-	-			
10	53166-GBF-J60	GRIP, L. HANDLE	1	1	-	-	-	-	-			
11	53167-MEB-671	HOUSING, UPPER THROTTLE	1	1	-	-	-	-	-			
12	53168-MEB-670	HOUSING, UNDER THROTTLE	1	1	-	-	-	-	-			
13	53169-MEB-670	SLIDER, THROTTLE CABLE	1	1	-	-	-	-	-			
14	53172-MEB-670	BRACKET, L. HANDLE LEVER	1	1	-	-	-	-	-			
15	53174-KCE-670	HOLDER, L. LEVER BRACKET	1	1	-	-	-	-	-			
16	53177-MEB-670	COVER, L. HANDLE LEVER	1	1	-	-	-	-	-			
17	53178-MAC-740	LEVER, L. STEERING HANDLE	1	1	-	-	-	-	-			
18	53190-MEB-670	LEVER, HOT STARTER	1	1	-	-	-	-	-			
19	53192-KA3-700	BOLT, CLUTCH WIRE ADJUSTING ..	1	1	-	-	-	-	-			
20	90112-MEB-670	BOLT, LEVER PIVOT (NSHF)	1	1	-	-	-	-	-			
21	90321-KA4-700	NUT, FIXING	1	1	-	-	-	-	-			
22	90501-KV6-670	WASHER, PLAIN, 7MM	1	1	-	-	-	-	-			
23	90650-KV6-003	BAND, WIRE	2	2	-	-	-	-	-			
24	93500-04012-1A	SCREW, PAN, 4X12	1	1	-	-	-	-	-			
25	94001-06000-0S	NUT, HEX., 6MM	1	1	-	-	-	-	-			

3



FR.

MEB3F0100A

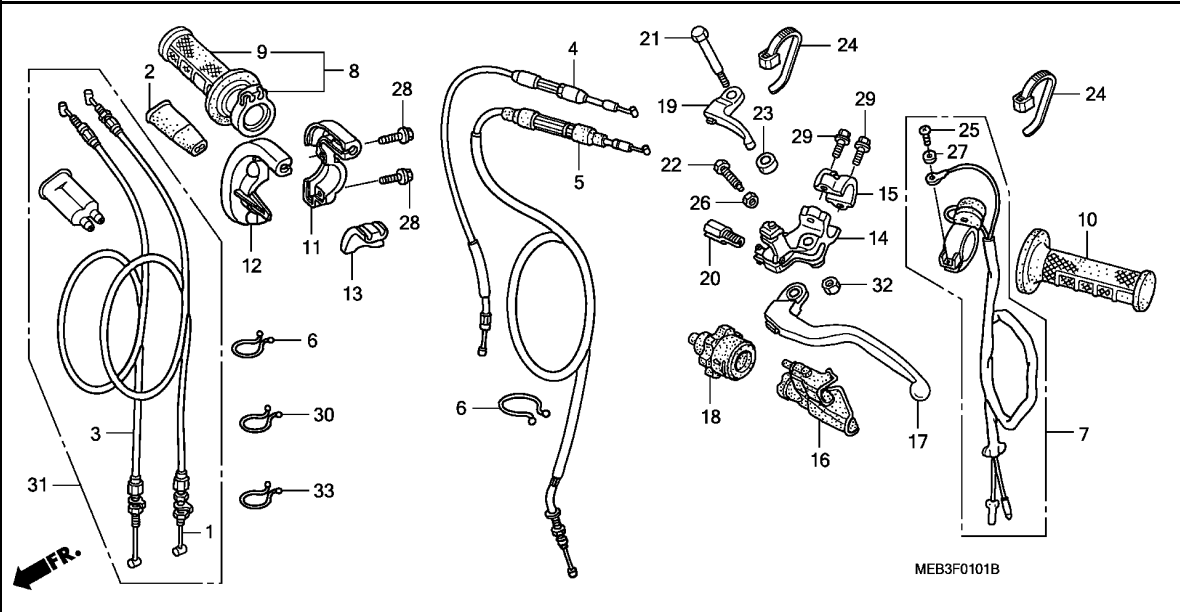
Ref. No.	Part No.	Description	Reqd. QTY								Serial No.	Parts catalogue code
			2	3	CRF450R		6	7	8			

26	94111-04000	WASHER, SPRING, 4MM	1	1	-	-	-	-	-	-	
27	96001-06018-07	BOLT, FLANGE, 6X18	2	2	-	-	-	-	-	-	
28	96001-06022-00	BOLT, FLANGE, 6X22	2	2	-	-	-	-	-	-	

F-1-1

HANDLE LEVER/SWITCH/CABLE (CRF450R4,5,6,7,8)

G 3



Ref. No.	L.O.N.	(Relative ref. Number) Description	F.R.T.
1		(3,31)	
1	811100	CABLE, THROTTLE	0.4
		.NOTE: Same time for two units	
4	8111B5	CABLE, HOT STARTER	0.5
5	811115	CABLE, CLUTCH	0.2
7	6151D8	SWITCH, ENGINE STOP	0.2
8		(13)	
8	810150	GRIP, THROTTLE	0.1
9	8101C1	GRIP, HANDLE :RIGHT	0.2
10	8101C0	GRIP, HANDLE :LEFT	0.1
11		(12)	
	810155	HOUSING, THROTTLE	0.2
		.NOTE: Same time for two units	
14	8101C8	BRACKET, HANDLE LEVER :LEFT ..	0.2
17	8101C6	LEVER, HANDLE :LEFT	0.1
	8101F5	LEVER, HANDLE :BOTH	0.2
19	8101F2	LEVER, HOT STARTER	0.1

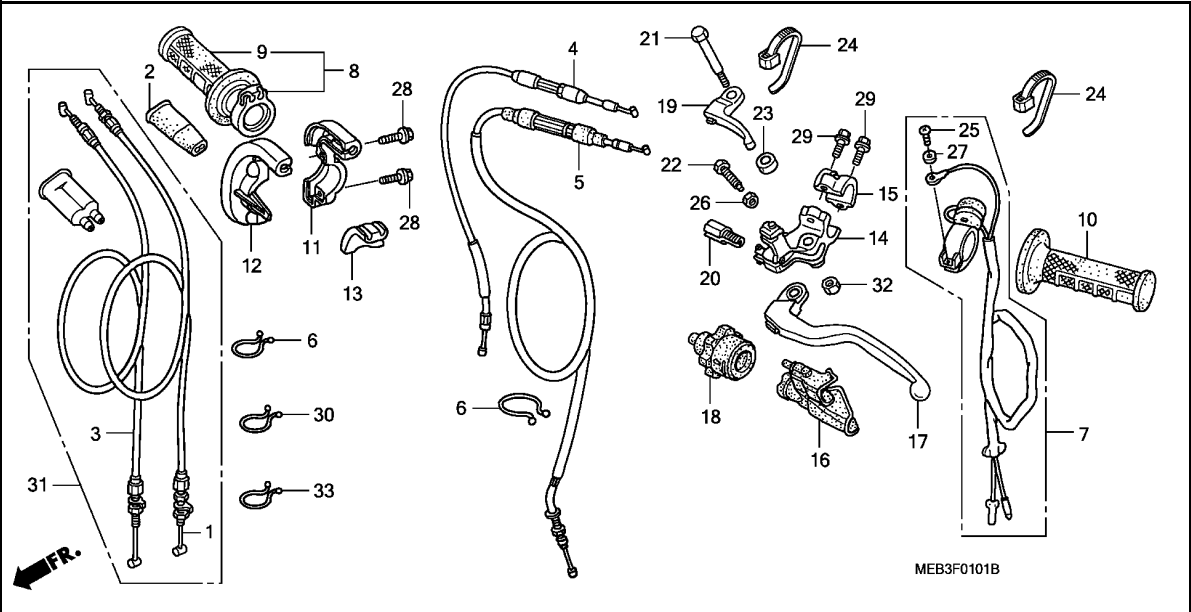
Ref. No.	Part No.	Description	Reqd. QTY								Serial No.	Parts catalogue code
			2	3	CRF450R		6	7	8			
1	17910-MEN-670	CABLE COMP. A, THROTTLE	-	-	1	-	-	-	-	-		
	17910-MEN-730	-	-	1	-	-	-	-	-		
	17910-MEN-852	-	-	-	1	-	-	-	-		
2	17913-KB7-000	COVER, THROTTLE CABLE	-	-	1	1	1	-	-	-		
3	17920-MEN-670	CABLE COMP. B, THROTTLE	-	-	1	-	-	-	-	-		
	17920-MEN-730	-	-	-	1	-	-	-	-		
	17920-MEN-852	-	-	-	-	1	-	-	-		
4	17950-MEN-670	CABLE COMP., HOT STARTER	-	-	1	-	-	-	-	-		
	17950-MEN-850	-	-	-	1	1	1	-	-		
	17950-MEN-A10	-	-	-	-	-	-	1	-		
5	22870-MEN-670	CABLE COMP., CLUTCH	-	-	1	1	-	-	-	-		
	22870-MEN-850	-	-	-	-	1	1	-	-		
	22870-MEN-A10	-	-	-	-	-	-	1	-		
6	32171-GF9-621	LOCK, PURSE	-	-	2	2	2	2	2	-		
7	35130-MEB-670	SWITCH ASSY., KILL	-	-	1	1	1	1	1	-		
8	53140-MEB-670	GRIP COMP., THROTTLE	-	-	1	-	-	-	-	-	4M200004	ED
	53140-MEB-671	-	-	1	-	-	-	-	-	ED/A,U,U/A	
		-	-	1	-	-	-	-	-	4M200005	ED
9	53165-GBF-J60	GRIP, R. HANDLE	-	-	1	1	1	1	1	-		
10	53166-GBF-J60	GRIP, L. HANDLE	-	-	1	1	1	1	1	-		
11	53167-MEB-671	HOUSING, UPPER THROTTLE	-	-	1	1	-	-	-	-		
	53167-MEB-672	-	-	-	-	1	1	1	-		
12	53168-MEB-670	HOUSING, UNDER THROTTLE	-	-	1	1	-	-	-	-		
	53168-MEB-671	-	-	-	-	1	1	1	-		
13	53169-MEB-670	SLIDER, THROTTLE CABLE	-	-	1	1	1	1	1	-		
14	53172-MEN-670	BRACKET, L. HANDLE LEVER	-	-	1	1	1	1	1	-		

3

F-1-1

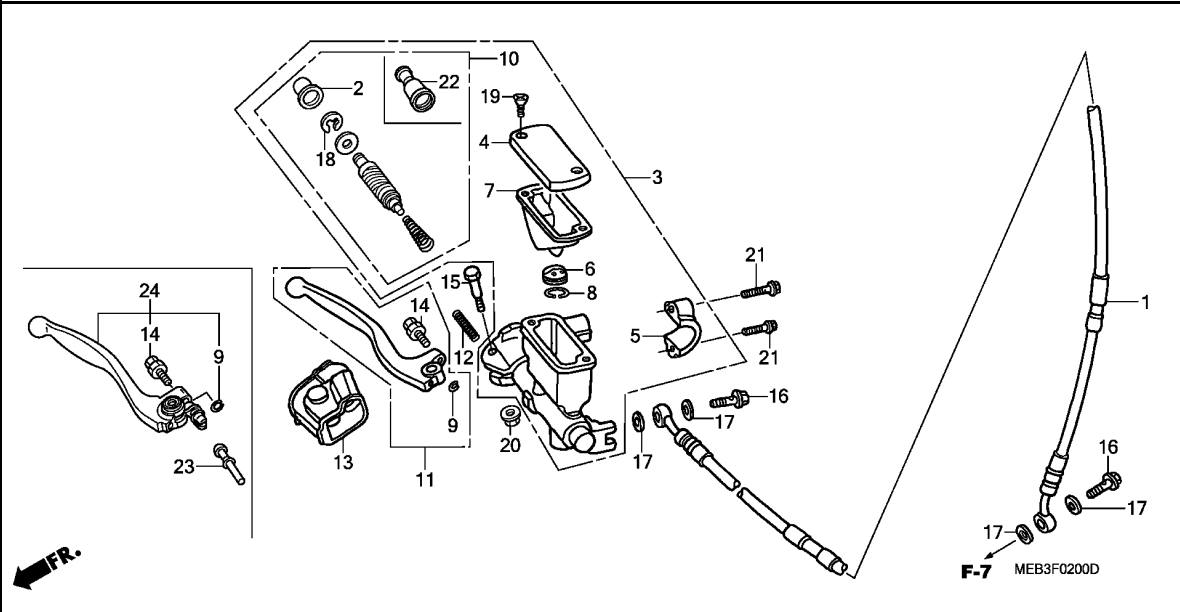
HANDLE LEVER/SWITCH/CABLE (CRF450R4,5,6,7,8)

G 4



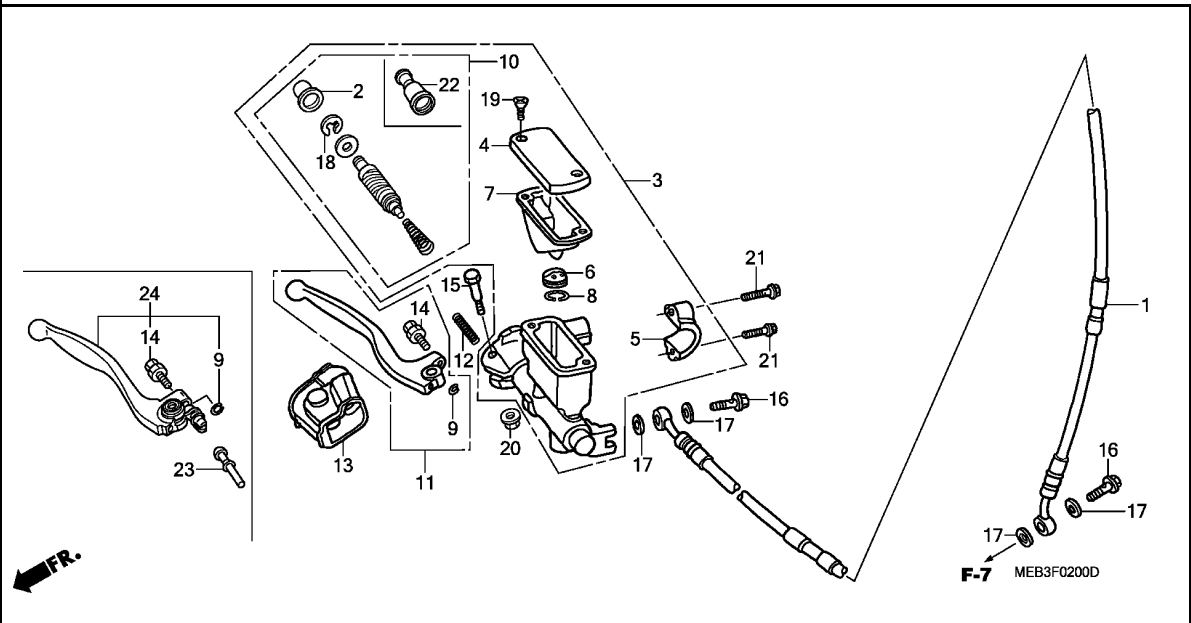
Ref. No.	Part No.	Description	Reqd. QTY								Serial No.	Parts catalogue code
			2	3	CRF450R		7	8				
15	53174-KCE-670	HOLDER, L. LEVER BRACKET	----	-	-	1	1	1	1	1	1	
16	53177-MEN-670	COVER, L. HANDLE LEVER	-----	-	-	1	1	1	1	1	1	
17	53178-MEN-670	LEVER, L. STEERING HANDLE	-	-	1	1	1	-	-	-	
	53178-MEN-A01	-----	-	-	-	-	-	-	1	1	
18	53179-MEN-671	DIAL, CLUTCH CABLE ADJUSTING	-----	-	-	1	1	1	1	1	1	
19	53190-MEN-670	LEVER, HOT STARTER	-----	-	-	1	1	1	1	1	1	
20	53192-MEN-670	BOLT, WIRE ADJUSTING	-----	-	-	1	1	1	1	1	1	
21	90113-MEN-670	BOLT, HANDLE LEVER PIVOT	-	-	1	1	1	-	-	-	
	90113-MEY-A10	-----	-	-	-	-	-	-	1	1	
22	90118-MEN-670	BOLT, LEVER PIVOT	-----	-	-	1	1	1	1	1	1	
23	90501-MEN-670	COLLAR, PIVOT	-----	-	-	1	1	1	1	1	1	
24	90650-KV6-003	BAND, WIRE	-----	-	-	2	2	2	2	2	2	
25	93500-04012-1A	SCREW, PAN, 4X12	-----	-	-	1	1	1	1	1	1	
26	94001-06000-0S	NUT, HEX., 6MM	-----	-	-	1	1	1	1	1	1	
27	94111-04000	WASHER, SPRING, 4MM	-----	-	-	1	1	1	1	1	1	
28	96001-06020-07	BOLT, FLANGE, 6X20	-----	-	-	2	2	2	2	2	2	
29	96001-06022-00	BOLT, FLANGE, 6X22	-----	-	-	2	2	2	2	2	2	
30	32173-MEN-850	PURSE, LOCK, 18MM	-----	-	-	-	-	1	1	1	1	
31	17900-MEN-A00	CABLE ASSY., THROTTLE	-----	-	-	-	-	-	1	1	-	
32	94001-06000-0S	NUT, HEX., 6MM	-----	-	-	1	1	1	-	-	-	
	90301-782-000	NUT, U, 6MM	-----	-	-	-	-	-	1	1	-	
33	32173-MEN-850	PURSE, LOCK, 18MM	-----	-	-	-	-	-	-	-	1	

3



Ref. No.	L.O.N.	(Relative ref. Number) Description	F.R.T.
1	7121A0	HOSE, FRONT BRAKEINCLUDES: Bleed brakes	0.4
3	712105	CYLINDER, FRONT BRAKE MASTERINCLUDES: Bleed brakes	0.4
7	7121G6	DIAPHRAGM, FRONT BRAKE MASTER CYLINDER	0.1
10	7121G9	PISTON SET, FRONT BRAKE MASTERINCLUDES: Bleed brakes	0.4
11		(23,24)	
	8101C7	LEVER, HANDLE :RIGHT	0.1
	8101F5	LEVER, HANDLE :BOTH	0.2

Ref. No.	Part No.	Description	Reqd. QTY								Serial No.	Parts catalogue code
			2	3	4	5	6	7	8			
1	45125-KZ4-J41	HOSE, FR. BRAKE	1	1	-	-	-	-	-	-		
	45125-MEN-003	HOSE COMP., FR. BRAKE	-	-	1	1	1	1	1	1		
2	45504-KN5-006	BOOT COMP.	1	1	1	1	1	-	-	-		
3	45510-KCE-671	CYLINDER SUB ASSY., FR. BRAKE MASTER (NISSIN)	1	1	1	1	1	-	-	-		
	45510-MEN-J01	CYLINDER SUB ASSY., FR. MASTER	-	-	-	-	-	1	1	-		
4	45513-KCE-671	CAP, MASTER CYLINDER	1	1	1	1	1	1	1	1		
5	45517-GW0-751	HOLDER, MASTER CYLINDER	1	1	1	1	1	1	1	1		
6	45518-KA3-731	SEPARATOR COMP.	1	1	1	1	1	-	-	-		
	45518-MEN-J01	-	-	-	-	-	1	1	-		
7	45520-KA3-731	DIAPHRAGM	1	1	1	1	1	1	1	1		
8	45523-KA3-731	RING	1	1	1	1	1	1	1	1		
9	45523-MEB-003	RING	1	1	1	1	1	1	1	1		
10	45530-KCE-671	PISTON SET, MASTER CYLINDER	1	1	1	1	1	-	-	-		
	45530-MEN-J01	-	-	-	-	-	1	1	-		
11	53170-MEB-003	LEVER SET, R. HANDLE	1	1	1	1	1	-	-	-		
12	53174-KN5-006	SPRING, BRAKE LEVER	1	1	1	1	1	1	1	1		
13	53176-ML3-791	COVER, R. HANDLE LEVER	1	1	1	1	1	-	-	-		
	53176-MEN-J01	-	-	-	-	-	1	1	-		
14	90111-MEB-003	BOLT SET, ADJUSTING	1	1	1	1	1	1	1	1		
15	90114-166-006	BOLT, HANDLE LEVER PIVOT	1	1	1	1	1	-	-	-		
	90114-MEN-J01	BOLT, HANDLE LEVER	-	-	-	-	-	1	1	-		
16	90145-MS9-612	BOLT, OIL, 10X22	2	2	2	2	2	2	2	2		
17	90545-300-000	WASHER, OIL BOLT	4	4	4	4	4	4	4	4		
18	90651-MA5-671	CIRCLIP	1	1	1	1	1	1	1	1		
19	93600-04012-1G	SCREW, FLAT, 4X12	2	2	2	2	2	2	2	2		

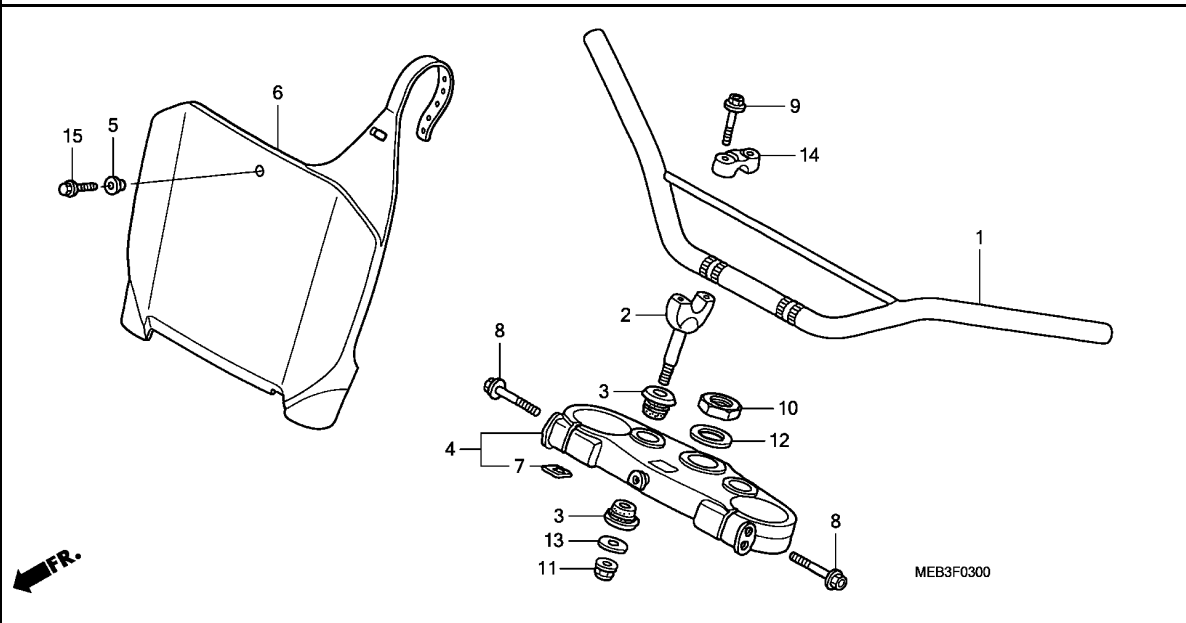


Ref. No.	Part No.	Description	Reqd. QTY								Serial No.	Parts catalogue code
			2	3	CRF450R				7	8		
20	94050-06000	NUT, FLANGE, 6MM	1	1	1	1	1	1	1	1		
21	96001-06022-00	BOLT, FLANGE, 6X22	2	2	2	2	2	2	2	2		
22	45504-MEN-J01	BOOT COMP.	-	-	-	-	-	-	1	1		
23	45525-MEN-J01	ROD, PUSH	-	-	-	-	-	-	1	1		
24	53171-MEN-J01	LEVER COMP., R. STEERING HANDLE	-	-	-	-	-	-	1	1		

F-3

HANDLE PIPE/TOP BRIDGE (CRF450R2,3)

G 7



Ref. No.	L.O.N.	(Relative ref. Number) Description	F.R.T.
1	810100	PIPE, STEERING HANDLE	0.4
2		(3)	
	8101B9	HOLDER, HANDLE :LOWER	0.2
	8101B9A	.Replace 1 handle holder add ..	0.1
4	510110	BRIDGE, FORK TOP	0.4
6	4131K8	PLATE, FRONT NUMBER	0.1

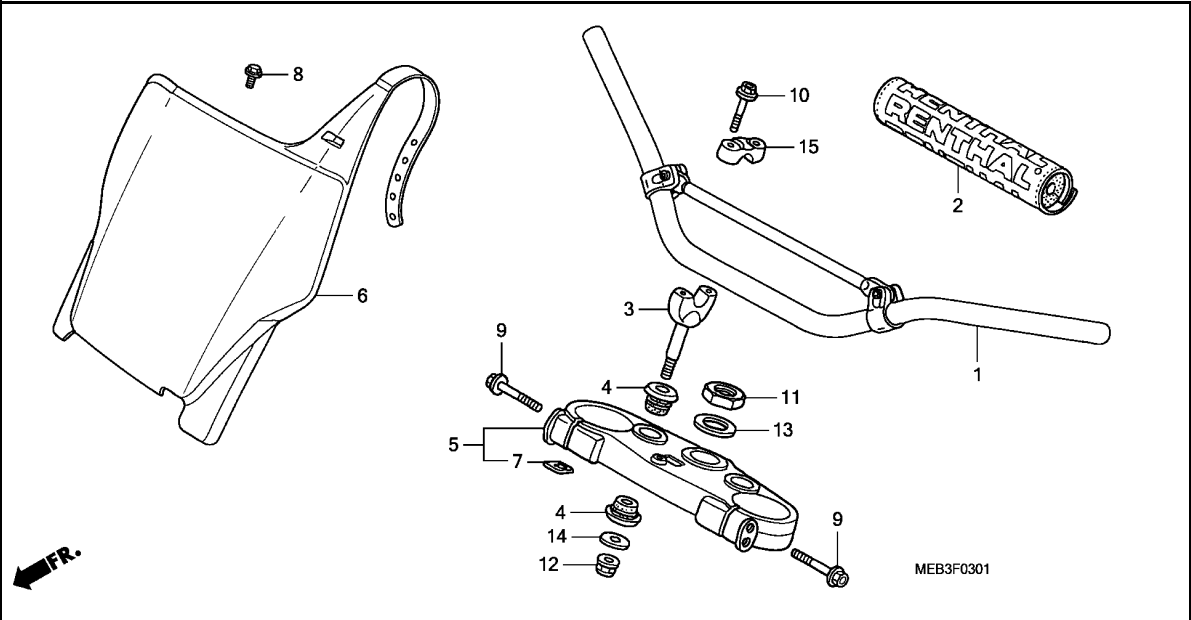
Ref. No.	Part No.	Description	Reqd. QTY								Serial No.	Parts catalogue code
			2	3	4	5	6	7	8			
1	53100-MEB-670ZA	PIPE, STEERING HANDLE										
		*NH262M*TERRA SILVER METALLIC	1	-	-	-	-	-	-	-	-	-
	53100-MEB-670ZB	*NH146M*										
		ACCURATE SILVER METALLIC	-	1	-	-	-	-	-	-	-	-
2	53132-KA3-831	HOLDER, HANDLE UNDER	2	2	-	-	-	-	-	-	-	-
	53132-KZ4-J20	(2)	(2)	-	-	-	-	-	-	-	-
3	53133-KA3-832	CUSHION, HANDLE PIPE	4	4	-	-	-	-	-	-	-	-
4	53300-KZ4-J20	BRIDGE COMP., FORK TOP	1	1	-	-	-	-	-	-	-	-
5	61101-441-000	COLLAR, FR. FENDER SETTING ..	1	1	-	-	-	-	-	-	-	-
6	61136-KZ4-J20ZA	PLATE, FR. NUMBER										
		NH196.....ROSS WHITE	1	-	-	-	-	-	-	-	-	-
	61136-MEB-770ZA	*NH196*.....ROSS WHITE	-	1	-	-	-	-	-	-	-	-
7	86150-MN8-300	EMBLEM, WING MARK	1	1	-	-	-	-	-	-	-	-
8	90107-KZ4-J40	BOLT, FLANGE, 8X45	4	4	-	-	-	-	-	-	-	-
9	90124-KZ4-J40	BOLT, FLANGE, 8X35	4	4	-	-	-	-	-	-	-	-
10	90304-KZ4-J30	NUT, STEERING STEM	1	1	-	-	-	-	-	-	-	-
11	90306-KZ4-711	NUT, U, 10MM	2	2	-	-	-	-	-	-	-	-
12	90503-KZ4-J40	WASHER, STEERING STEM	1	1	-	-	-	-	-	-	-	-
13	90507-KA3-830	WASHER, PLAIN, 10MM	2	2	-	-	-	-	-	-	-	-
14	95014-22100	HOLDER B1, HANDLE PIPE UPPER	2	2	-	-	-	-	-	-	-	-
15	96001-06016-00	BOLT, FLANGE, 6X16	1	1	-	-	-	-	-	-	-	-

3

F-3-1

HANDLE PIPE/TOP BRIDGE (CRF450R4,5,6,7)

G 8



Ref. No.	L.O.N.	(Relative ref. Number) Description	F.R.T.
1	810100	PIPE, STEERING HANDLE	0.4
3		(4)	
	8101B9	HOLDER, HANDLE :LOWER	0.2
	8101B9A	.Replace 1 handle holder add .	0.1
5	510110	BRIDGE, FORK TOP	0.4
6	4131K8	PLATE, FRONT NUMBER	0.1

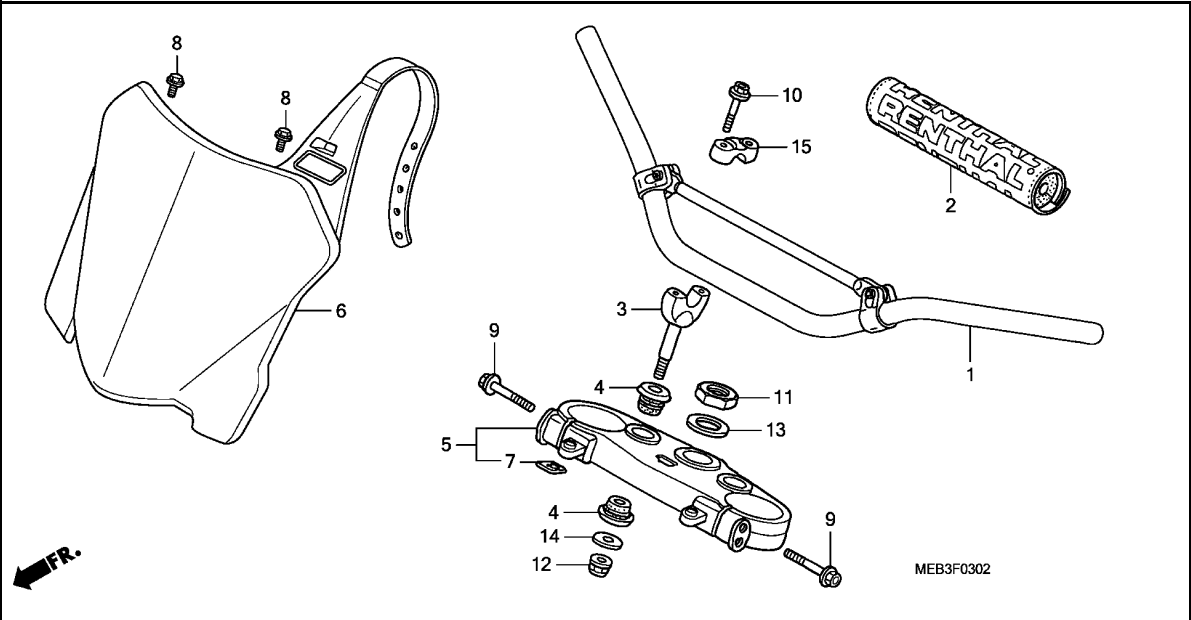
3

Ref. No.	Part No.	Description	Reqd. QTY								Serial No.	Parts catalogue code
			2	3	CRF450R		6	7	8			
1	53100-MEN-670	PIPE, STEERING HANDLE	-	-	1	1	1	1	1	-		
2	53121-MEN-670	PROTECTOR, HANDLE	-	-	1	1	1	1	1	-		
3	53132-KZ4-J20	HOLDER, HANDLE UNDER	-	-	2	2	2	2	-			
	53132-KA3-831	-	-	(2)	(2)	(2)	(2)	-			
4	53133-KA3-832	CUSHION, HANDLE PIPE	-	-	4	4	4	4	-			
5	53300-MEN-000	BRIDGE COMP., FORK TOP	-	-	1	1	1	1	-			
6	61136-MEN-670ZA	PLATE, FR. NUMBER										
	NH196ROSS WHITE	-	-	1	1	1	1	-			
7	86150-KPG-901	EMBLEM, PRODUCT (MARUI)	-	-	1	1	1	1	-			
8	90004-GHB-600	BOLT, FLANGE, 6X10(NSHF)	-	-	1	1	1	1	-			
9	90107-KZ4-J40	BOLT, FLANGE, 8X45	-	-	4	4	4	4	-			
10	90124-KZ4-J40	BOLT, FLANGE, 8X35	-	-	4	4	4	4	-			
11	90304-KZ4-J30	NUT, STEERING STEM	-	-	1	1	1	1	-			
12	90306-KZ4-711	NUT, U, 10MM	-	-	2	2	2	2	-			
13	90503-KZ4-J40	WASHER, STEERING STEM	-	-	1	1	1	1	-			
14	90507-KA3-830	WASHER, PLAIN, 10MM	-	-	2	2	2	2	-			
15	95014-22100	HOLDER B1, HANDLE PIPE UPPER	-	-	2	2	2	2	-			

F-3-2

HANDLE PIPE/TOP BRIDGE (CRF450R8)

G 9



Ref. No.	L.O.N.	(Relative ref. Number) Description	F.R.T.
1	810100	PIPE, STEERING HANDLE	0.4
3		(4)	
	8101B9	HOLDER, HANDLE :LOWER	0.2
	8101B9A	.Replace 1 handle holder add .	0.1
5	510110	BRIDGE, FORK TOP	0.4
6	4131K8	PLATE, FRONT NUMBER	0.1

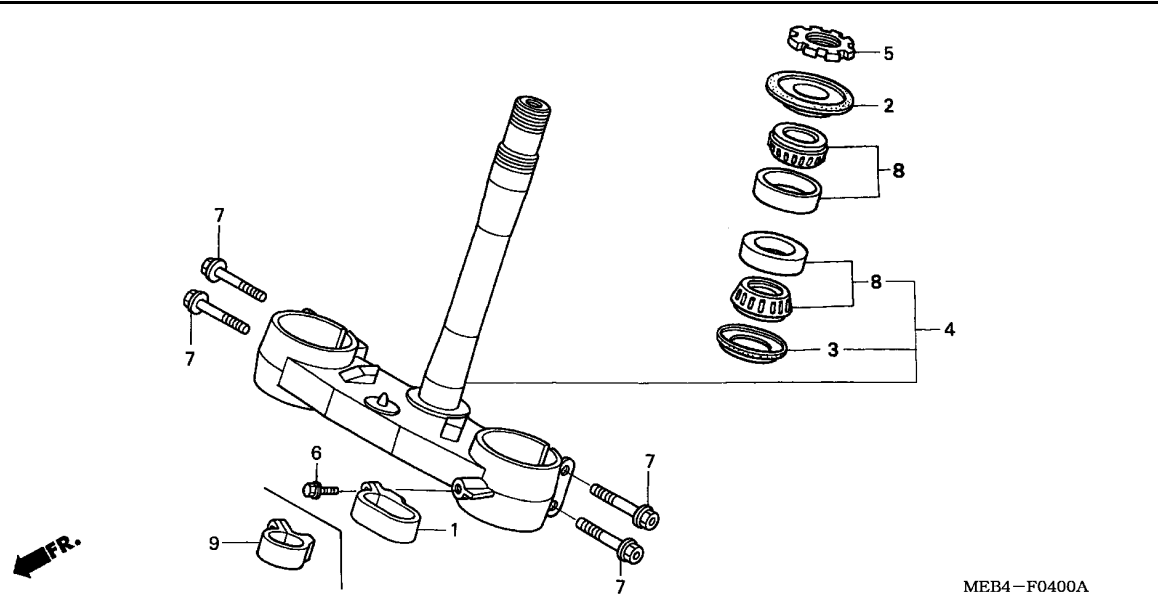
Ref. No.	Part No.	Description	Reqd. QTY								Serial No.	Parts catalogue code
			2	3	4	5	6	7	8			
1	53100-MEN-670	PIPE, STEERING HANDLE	-	-	-	-	-	-	-	1		
2	53121-MEN-671	PROTECTOR, HANDLE	-	-	-	-	-	-	-	1		
3	53132-KZ4-J20	HOLDER, HANDLE UNDER	-	-	-	-	-	-	-	2		
	53132-KA3-831	-	-	-	-	-	-	-	(2)		
4	53133-KA3-832	CUSHION, HANDLE PIPE	-	-	-	-	-	-	-	4		
5	53300-MEN-A10	BRIDGE COMP., FORK TOP	-	-	-	-	-	-	-	1		
6	61140-MEN-A10ZB	PLATE SET, FR. NUMBER										
	NH196ROSS WHITE	-	-	-	-	-	-	-	1		
7	86150-KPG-901	EMBLEM, PRODUCT (MARUI)	-	-	-	-	-	-	-	1		
8	90004-GHB-600	BOLT, FLANGE, 6X10(NSHF)	-	-	-	-	-	-	-	2		
9	90107-KZ4-J40	BOLT, FLANGE, 8X45	-	-	-	-	-	-	-	4		
10	90124-KZ4-J40	BOLT, FLANGE, 8X35	-	-	-	-	-	-	-	4		
11	90304-KZ4-J30	NUT, STEERING STEM	-	-	-	-	-	-	-	1		
12	90306-KZ4-711	NUT, U, 10MM	-	-	-	-	-	-	-	2		
13	90503-KZ4-J40	WASHER, STEERING STEM	-	-	-	-	-	-	-	1		
14	90507-KA3-830	WASHER, PLAIN, 10MM	-	-	-	-	-	-	-	2		
15	95014-22100	HOLDER B1, HANDLE PIPE UPPER	-	-	-	-	-	-	-	2		

3

F-4

STEERING STEM (CRF450R2,3,4,5,6,7)

G10



Ref. No.	L.O.N.	(Relative ref. Number) Description	F.R.T.
4	510100	STEM OR SHAFT ASSY., STEERING (2)	0.7
5	5101B2	THREAD, STEERING HEAD TOP (3)	0.3
8	5101B6	BEARING, HEAD PIPE :UPPER	0.7
	5101B7	BEARING, HEAD PIPE :LOWER	0.9
	5101C7	BEARING, HEAD PIPE :BOTH	0.9

MEB4-F0400A

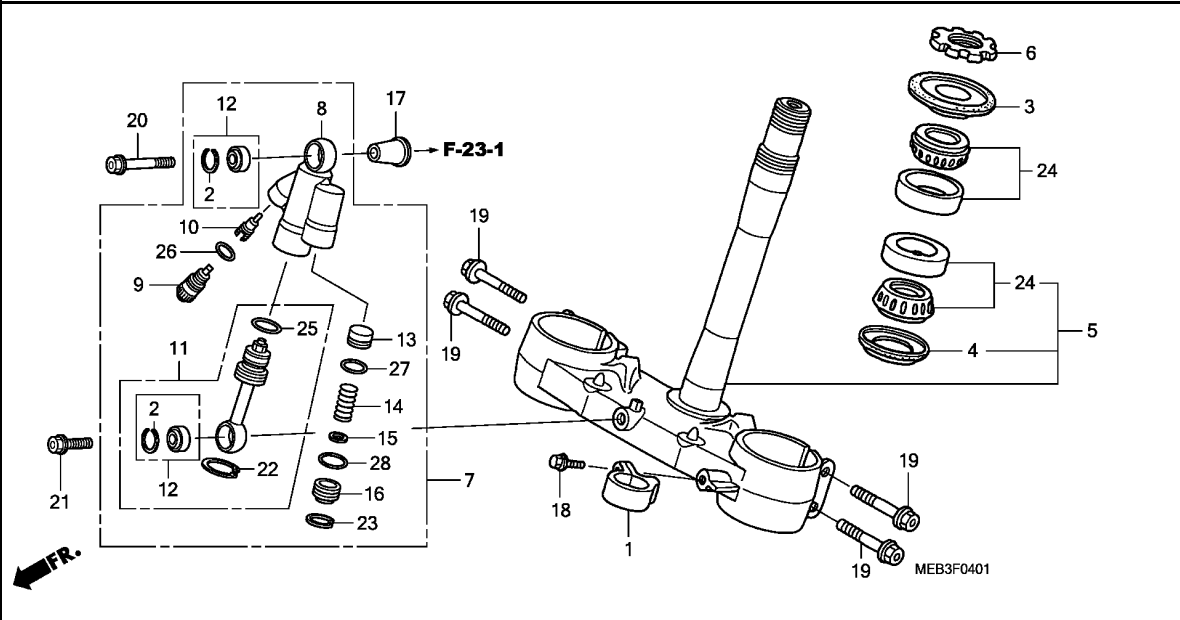
Ref. No.	Part No.	Description	Reqd. QTY								Serial No.	Parts catalogue code
			2	3	CRF450R			7	8			
1	45468-KZ4-J40	GUIDE, FR. BRAKE HOSE	1	-	-	-	-	-	-	-		
2	53214-KZ3-861	DUST SEAL, STEERING HEAD (ARAI)	1	1	1	1	1	1	-	-		
3	53214-KZ4-701	DUST SEAL, STEERING HEAD (ARAI)	1	1	1	1	1	1	-	-		
4	53219-KZ3-J40	STEM SUB ASSY., STEERING	1	1	-	-	-	-	-	-		
	53219-MEN-000	-	-	1	-	-	-	-	-		
	53219-KRN-710	-	-	-	1	1	1	-	-		
5	53229-KZ4-J30	THREAD, STEERING HEAD TOP ...	1	1	1	1	1	1	-	-		
6	90106-MJ0-000	BOLT, FLANGE, 6X16	1	1	1	1	1	1	-	-		
7	90107-KZ4-J40	BOLT, FLANGE, 8X45	4	4	4	4	4	4	-	-		
8	91015-KZ4-701	BEARING, HEAD PIPE (NTN)	2	2	2	2	2	2	-	-		
9	45468-KS7-830	GUIDE, FR. BRAKE HOSE	-	1	1	1	1	1	-	-		

3

F-4-1

STEERING STEM (CRF450R8)

G11



Ref. No.	L.O.N.	(Relative ref. Number) Description	F.R.T.
5	510100	STEM OR SHAFT ASSY., STEERING	0.7
6	5101B2	THREAD, STEERING HEAD TOP	0.3
7	5101C4	DAMPER, STEERING	0.2
8	5101G4	CASE, STEERING DAMPER	0.8
11	5101G3	ROD ASSY., STEERING DAMPER ...	0.4
12	5101G2	BEARING, STEERING DAMPER	0.4
	5101G2A	.Replace 1 bearing add	0.1
		(9,10,26,27)	
13	5101G5	PISTON, STEERING DAMPER	0.3
		(4)	
24	5101B6	BEARING, HEAD PIPE :UPPER	0.7
	5101B7	BEARING, HEAD PIPE :LOWER	0.9
	5101C7	BEARING, HEAD PIPE :BOTH	0.9

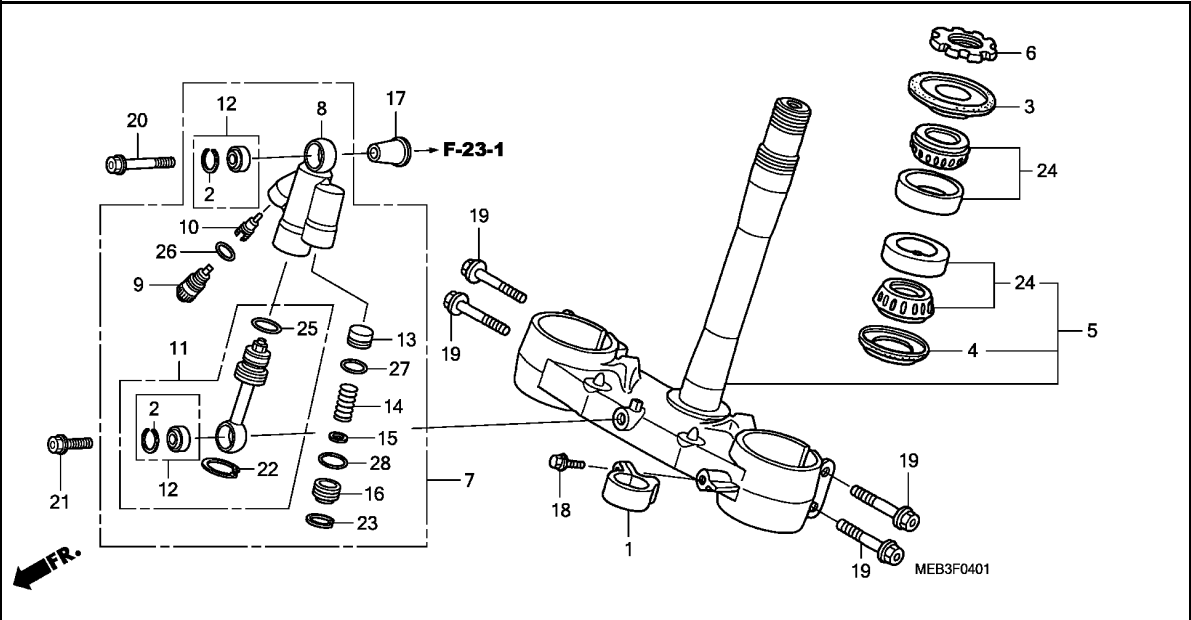
Ref. No.	Part No.	Description	Reqd. QTY								Serial No.	Parts catalogue code
			2	3	CRF450R		7	8				
1	45468-KS7-830	GUIDE, FR. BRAKE HOSE	-	-	-	-	-	-	-	1		
2	52487-MEN-A11	RING, STOPPER	-	-	-	-	-	-	-	2		
3	53214-KZ3-861	DUST SEAL, STEERING HEAD (ARAI)	-	-	-	-	-	-	-	1		
4	53214-KZ4-701	DUST SEAL, STEERING HEAD (ARAI)	-	-	-	-	-	-	-	1		
5	53219-MEN-A10	STEM SUB ASSY., STEERING	-	-	-	-	-	-	-	1		
6	53229-KZ4-J30	THREAD, STEERING HEAD TOP ...	-	-	-	-	-	-	-	1		
7	53700-MEN-A11	DAMPER ASSY., STEERING	-	-	-	-	-	-	-	1	ED,U	
	53700-MEN-D11	-	-	-	-	-	-	-	1	DE	
8	53701-MEN-A11	CASE, DAMPER	-	-	-	-	-	-	-	1		
9	53711-MEN-A11	BOLT COMP., PLUG	-	-	-	-	-	-	-	1	ED,U	
	53711-MEN-D11	-	-	-	-	-	-	-	1	DE	
10	53712-MEN-A11	PIECE, ADJUST	-	-	-	-	-	-	-	1		
11	53721-MEN-A11	ROD COMP., PISTON	-	-	-	-	-	-	-	1	ED,U	
	53721-MEN-D11	-	-	-	-	-	-	-	1	DE	
12	53731-MEN-A11	BEARING COMP.	-	-	-	-	-	-	-	2		
13	53754-MEN-A11	PISTON, FREE	-	-	-	-	-	-	-	1		
14	53755-MEN-A11	SPRING, RETURN	-	-	-	-	-	-	-	1		
15	53756-MEN-A11	WASHER	-	-	-	-	-	-	-	1		
16	53757-MEN-A11	CAP, END	-	-	-	-	-	-	-	1		
17	53782-MEN-A10	COLLAR, STEERING DAMPER	-	-	-	-	-	-	-	1		
18	90106-MJO-000	BOLT, FLANGE, 6X16	-	-	-	-	-	-	-	1		
19	90107-KZ4-J40	BOLT, FLANGE, 8X45	-	-	-	-	-	-	-	4		
20	90124-MEN-A10	BOLT, 7X51.5	-	-	-	-	-	-	-	1		

3

F-4-1

STEERING STEM (CRF450R8)

G12



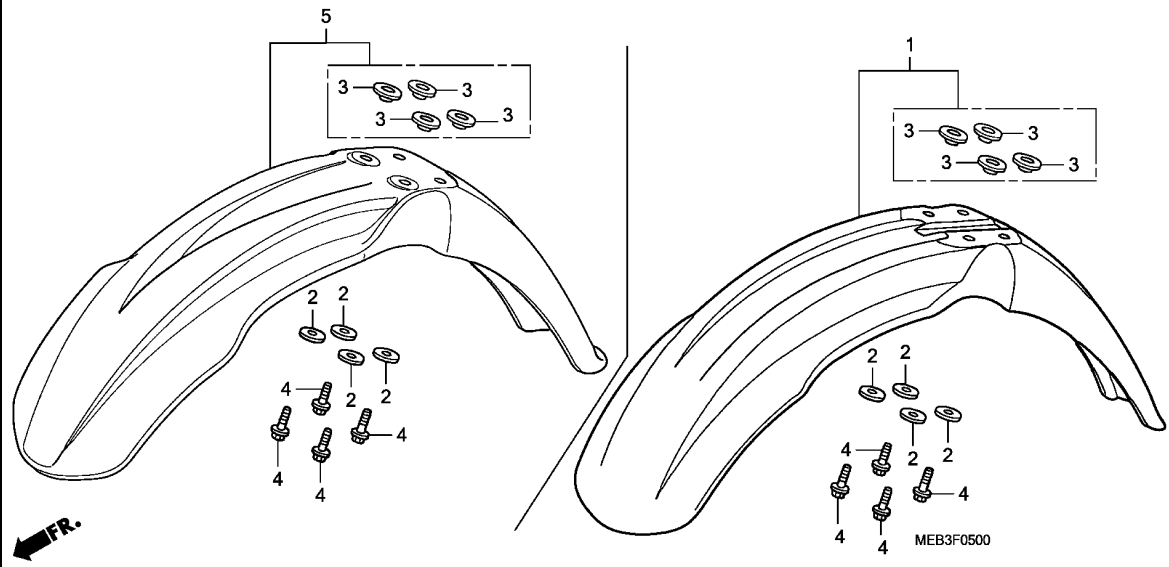
Ref. No.	Part No.	Description	Reqd. QTY								Serial No.	Parts catalogue code
			2	3	4	5	6	7	8			
21	90125-MEN-A10	BOLT, 7X25	-	-	-	-	-	-	-	1		
22	90651-MEN-A11	CIRCLIP(23.5)	-	-	-	-	-	-	-	1		
23	90652-MEN-A11	CIRCLIP(17.3)	-	-	-	-	-	-	-	1		
24	91015-KZ4-701	BEARING, HEAD PIPE (NTN)	-	-	-	-	-	-	-	2		
25	91258-KZ3-B01	O-RING, 18.8X1.9	-	-	-	-	-	-	-	1		
26	91351-MEN-A11	O-RING, 9.5X1.5	-	-	-	-	-	-	-	1		
27	91352-MEN-A11	O-RING, 11X1.9	-	-	-	-	-	-	-	1		
28	91353-MEN-A11	O-RING, 13.5X1.5	-	-	-	-	-	-	-	1		

3

F-5

FRONT FENDER

G13



Ref. No.	L.O.N.	(Relative ref. Number) Description	F.R.T.
1	(5) 4131B7	FENDER, FRONT	0.1

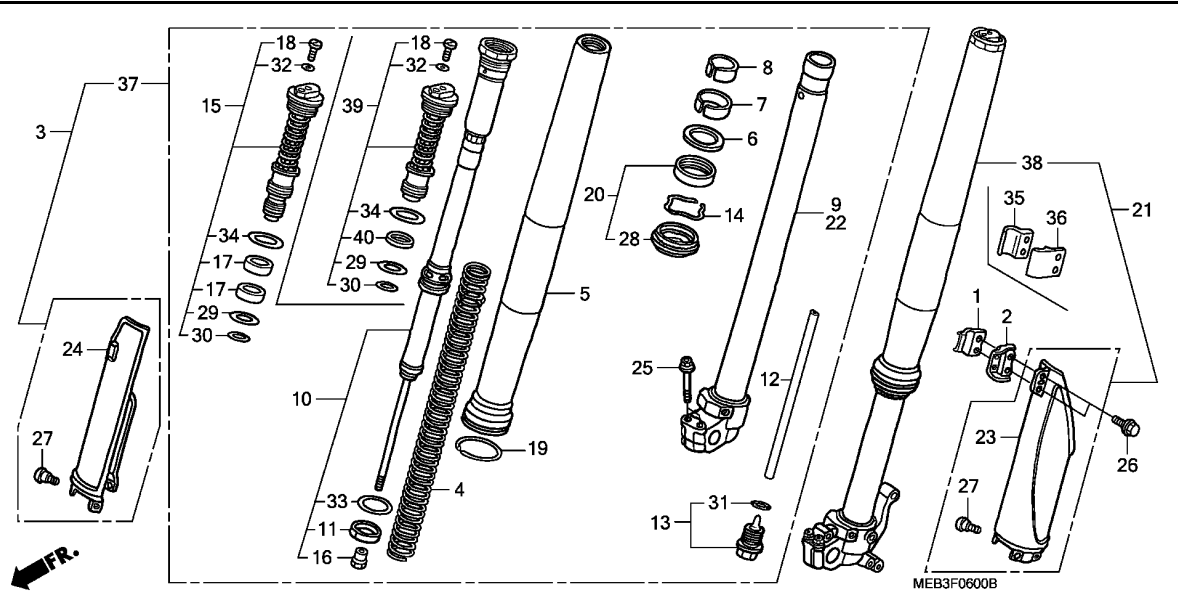
Ref. No.	Part No.	Description	Reqd. QTY								Serial No.	Parts catalogue code
			2	3	4	5	6	7	8			
1	61110-KZ4-J30ZA	FENDER SUB ASSY., FR. *R254R*.....EXPLOSION RED	1	1	-	-	-	-	-	-		
2	90506-430-000	WASHER, FENDER MOUNTING	4	4	4	4	4	4	4	4		
3	90512-KZ4-J20	COLLAR, FR. FENDER	4	4	4	4	4	4	4	4		
4	96001-06016-00	BOLT, FLANGE, 6X16	4	4	4	4	4	4	4	4		
5	61110-MEN-670	FENDER SUB ASSY., FR.	-	-	1	1	1	1	1	1		

3

F-6

FRONT FORK

G14



Ref. No.	L.O.N.	(Relative ref. Number) Description	F.R.T.
3		(37)	
		5111C3 FORK ASSY., FRONT :RIGHT	0.4
		5111C4 FORK ASSY., FRONT :BOTH	0.5
4		(12,13,31)	
		5111C5 SPRING, FRONT FORK :LEFT	0.8
		5111C6 SPRING, FRONT FORK :RIGHT	0.8
		5111C7 SPRING, FRONT FORK :BOTH	1.3
5		5111C8 TUBE, OUTER :LEFT	1.0
		5111C9 TUBE, OUTER :RIGHT	1.0
		5111D0 TUBE, OUTER :BOTH	1.7
9		5111D5 PIPE, SLIDE :RIGHT	1.0
		5111D6 PIPE, SLIDE :BOTH	1.7
10		5111D8 DAMPER, FRONT FORK :LEFT	1.0
		5111D9 DAMPER, FRONT FORK :RIGHT	1.0
		5111E0 DAMPER, FRONT FORK :BOTH	1.7
15		(39)	
		5111E4 BOLT, FRONT FORK :LEFT	1.0
		5111E5 BOLT, FRONT FORK :RIGHT	1.0
		5111E6 BOLT, FRONT FORK :BOTH	1.7
20		(6,7,8)	
		5111E7 SEAL SET, FRONT FORK :LEFT ...	0.9
		5111E8 SEAL SET, FRONT FORK :RIGHT ..	0.9
		5111E9 SEAL SET, FRONT FORK :BOTH ...	1.5
21		(38)	
+		5111C2 FORK ASSY., FRONT :LEFT	0.4

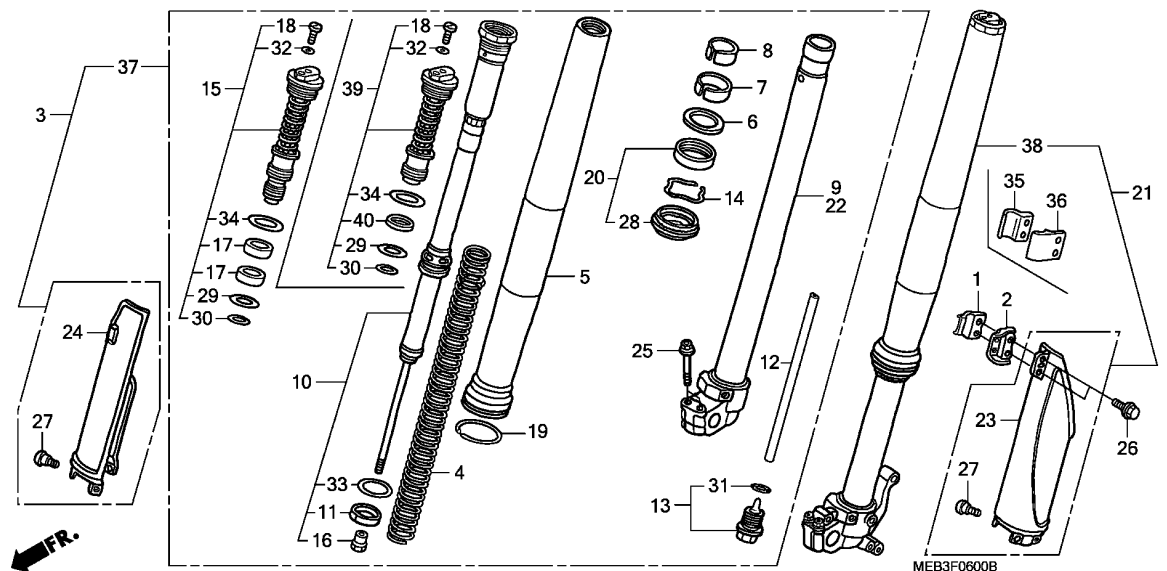
Ref. No.	Part No.	Description	Reqd. QTY								Serial No.	Parts catalogue code
			2	3	4	5	6	7	8			
1	45461-KA3-710	CLAMP A, FR. BRAKE CABLE	1	-	-	-	-	-	-	-		
	45461-GBF-J00	CLAMPER A, FR. BRAKE HOSE ...	-	1	-	-	-	-	-	-		
2	45462-KA3-710	CLAMP B, FR. BRAKE CABLE	1	-	-	-	-	-	-	-		
	45462-GBF-J00	CLAMPER B, FR. BRAKE HOSE ...	-	1	-	-	-	-	-	-		
3	51400-MEB-003ZA	FORK ASSY., R. FR. (SHOWA) (###)										
		TNATURAL.....NATURAL	1	-	-	-	-	-	-	-		
	51400-MEB-751ZA	FORK ASSY., R. FR. (SHOWA) *TNATURAL*.....NATURAL	-	1	-	-	-	-	-	-		
4	51401-MEB-003	SPRING, FR. FORK (SHOWA)										
		(4.61N/MM,0.47KGF/MM)	2	2	2	-	-	-	-	-		
	51403-KZ3-J41	SPRING, FR. FORK (SHOWA)										
		(4.51N/MM,0.46KGF/MM)	-	-	-	2	2	2	-	-		
	51403-MEN-A11	SPRING, FR. FORK (SHOWA)										
		(4.61N/MM,0.47KGF/MM)	-	-	-	-	-	-	-	2		
	51402-MEB-003	SPRING, FR. FORK (SHOWA)										
		(4.41N/MM,0.45KGF/MM)	(2)	-	-	-	-	-	-	-		
	51402-MEB-751	-	(2)	(2)	-	-	-	-	-		
	51401-KZ3-J41	SPRING, FR. FORK (SHOWA)										
		(4.31N/MM,0.44KGF/MM)	-	-	-	(2)	(2)	(2)	-	-		
	51402-MEN-A11	SPRING, FR. FORK (SHOWA)										
		(4.41N/MM,0.45KGF/MM)	-	-	-	-	-	-	-	(2)		
	51403-MEB-003	SPRING, FR. FORK (SHOWA)										
		(4.81N/MM,0.49KGF/MM)	(2)	(2)	(2)	-	-	-	-	-		
	51401-MEN-711	SPRING, FR. FORK (SHOWA)										
		(4.71N/MM,0.48KGF/MM)	-	-	-	(2)	(2)	(2)	-	-		
	51401-MEN-A11	SPRING, FR. FORK (SHOWA)										
		(4.81N/MM,0.49KGF/MM)	-	-	-	-	-	-	-	(2)		
5	51410-KZ3-J31	TUBE, OUTER	2	2	-	-	-	-	-	-		

3

F-6

FRONT FORK

G15



Ref. No.	L.O.N.	(Relative ref. Number) Description	F.R.T.
+21	5111C4	FORK ASSY., FRONT :BOTH	0.5
22	5111D4	PIPE, SLIDE :LEFT	1.0
	5111D6	PIPE, SLIDE :BOTH	1.7
23	5111F4	PROTECTOR, FRONT FORK :LEFT ..	0.3
	5111H6	PROTECTOR, FRONT FORK :BOTH ..	0.3
24	5111F5	PROTECTOR, FRONT FORK :RIGHT ..	0.2
	5111H6	PROTECTOR, FRONT FORK :BOTH ..	0.3

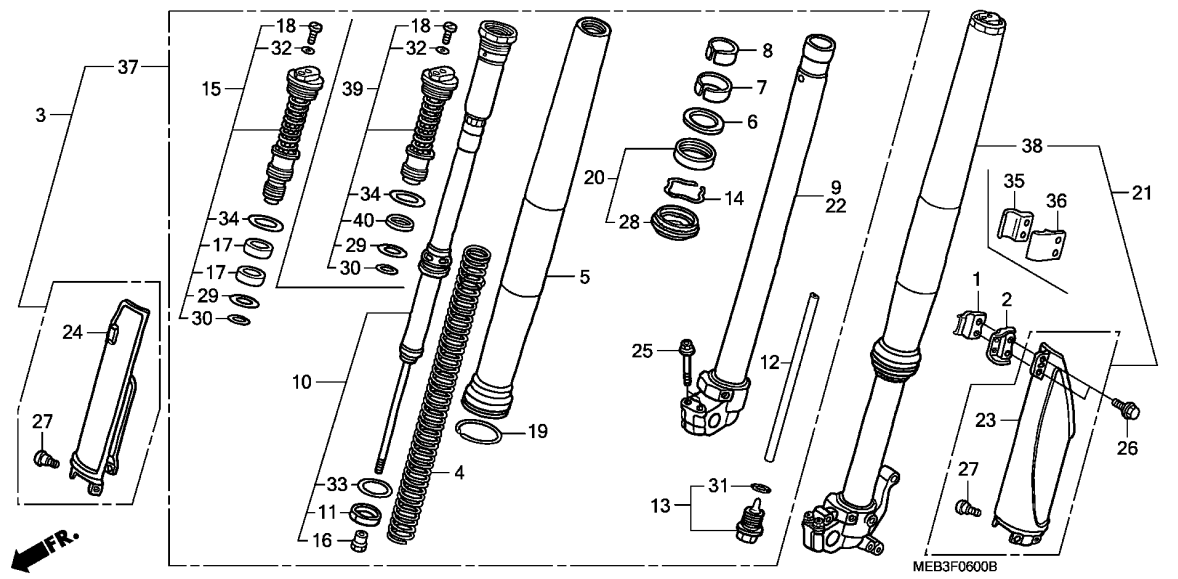
Ref. No.	Part No.	Description	Reqd. QTY								Serial No.	Parts catalogue code
			2	3	4	5	6	7	8			
(5)	51410-MEN-003	TUBE, OUTER	-	-	2	2	-	-	-	-	-	
	51410-MEN-841	-	-	-	-	2	2	-	-	-	
	51410-MEN-A11	-	-	-	-	-	-	-	2	-	
6	51412-KZ3-B01	RING, BACK UP	2	2	2	-	-	-	-	-	-	
	51412-KRN-711	-	-	-	2	2	2	2	2	-	
7	51414-KZ3-B01	BUSH, GUIDE	2	2	2	2	2	2	2	2	-	
8	51415-KZ3-B01	BUSH, SLIDER	2	2	2	2	2	2	2	2	-	
9	51420-MEB-003	PIPE COMP., R. SLIDE	1	1	-	-	-	-	-	-	-	
	51420-MEN-003	-	-	1	-	-	-	-	-	-	
	51420-MEN-711	-	-	-	1	-	-	-	-	-	
	51420-MEN-841	-	-	-	-	1	1	-	-	-	
	51420-MEN-A11	-	-	-	-	-	-	-	1	-	
10	51430-MEB-003	DAMPER COMP., FR.	2	-	-	-	-	-	-	-	-	
	51430-MEB-751	-	2	-	-	-	-	-	-	-	
	51430-MEN-003	DAMPER COMP., FR. (SHOWA) ..	-	-	2	-	-	-	-	-	-	
	51430-MEN-711	DAMPER COMP., FR.	-	-	-	2	-	-	-	-	-	
	51430-MEN-841	-	-	-	-	2	2	-	-	-	
	51430-MEN-A11	-	-	-	-	-	-	2	-----	ED,U	
	51430-MEN-D11	-	-	-	-	-	-	2	-----	DE	
11	51431-KZ3-B01	BUSH B, SLIDER	2	2	2	2	2	2	-	-	-	
	51431-MEN-D11	-	-	-	-	-	-	2	-----	ED,U	
	51431-MEN-A11	-	-	-	-	-	-	2	-----	DE	
12	51437-MEB-003	COLLAR, REBOUND NEEDLE	2	-	-	-	-	-	-	-	-	
	51437-KZ3-J41	-	2	2	2	2	2	-	-	-	
	51437-MEN-A11	-	-	-	-	-	-	2	-	-	
13	51441-KZ3-J41	BOLT COMP., CENTER	2	-	-	-	-	-	-	-	-	
	51441-MEB-751	-	2	-	-	-	-	-	-	-	

3

F-6

FRONT FORK

G16



MEB3F0600B

Ref. No.	Part No.	Description	Reqd. QTY								Serial No.	Parts catalogue code
			2	3	CRF450R		7	8				
13)	51440-MEN-003	BOLT COMP., CENTER	-	-	2	-	-	-	-	-		
	51440-KRN-711	-	-	-	2	2	2	2			
14	51447-KZ3-003	RING, OIL SEAL STOPPER	2	2	2	2	2	2	2			
15	51450-MEB-003	BOLT ASSY., FR. FORK	2	-	-	-	-	-	-			
	51450-MEB-751	-	2	-	-	-	-	-			
	51450-MEN-003	-	-	2	-	-	-	-			
	51450-MEN-711	-	-	-	2	-	-	-			
	51450-MEN-841	-	-	-	-	2	-	-			
	51450-MEN-J01	-	-	-	-	-	2	-			
16	51451-KZ3-B01	NUT, LOCK	2	2	2	2	2	2	-			
	51451-MEN-A11	-	-	-	-	-	-	2			
17	51453-KZ3-B01	BUSH C, SLIDER	4	4	4	4	4	4	-			
18	51456-KZ3-J41	BOLT, PLUG	2	2	2	2	2	2	2			
19	51476-KZ3-711	RING, WEAR	2	2	2	2	-	-	-			
	51476-MEY-003	-	-	-	-	2	2	2			
20	51490-KZ3-J31	SEAL SET, FR. FORK	2	2	-	-	-	-	-			
	51490-MEN-003	-	-	2	2	2	2	2			
21	51500-MEB-003ZA	FORK ASSY., L. FR. (SHOWA) (###)										
		TNATURAL.....NATURAL	1	-	-	-	-	-	-			
	51500-MEB-751ZA	FORK ASSY., L. FR. (SHOWA) *TNATURAL*.....NATURAL	-	1	-	-	-	-	-			
22	51520-MEB-003	PIPE COMP., L. SLIDE	1	1	-	-	-	-	-			
	51520-MEN-003	-	-	1	-	-	-	-			
	51520-MEN-711	-	-	-	1	-	-	-			
	51520-MEN-841	-	-	-	-	1	1	-			
	51520-MEN-A11	-	-	-	-	-	-	1			

F-6

FRONT FORK



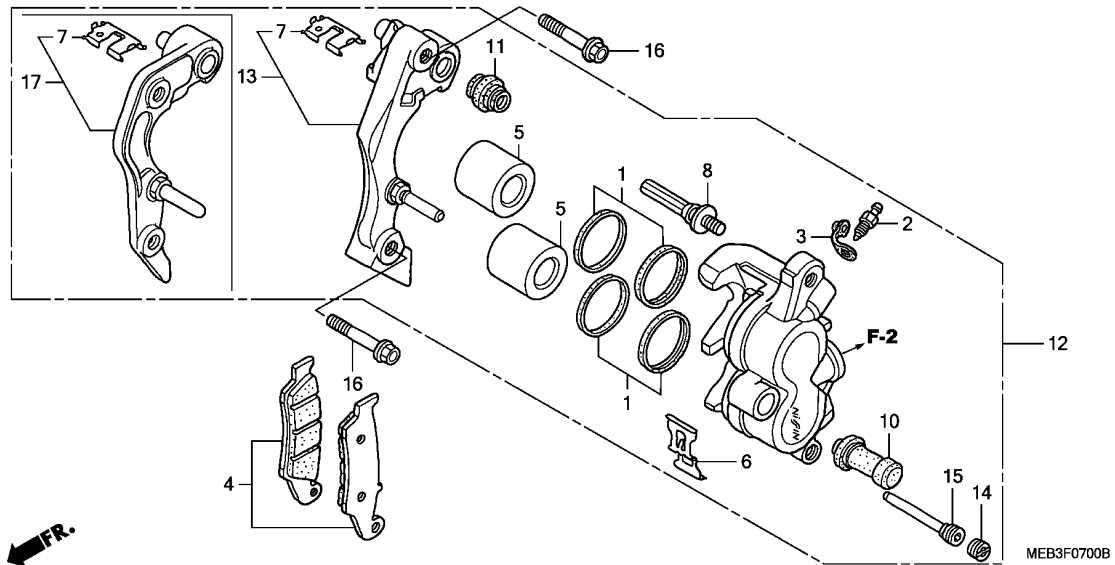
Ref. No.	Part No.	Description	Reqd. QTY								Serial No.	Parts catalogue code
			2	3	4	5	6	7	8			
23	51610-MAC-781ZA	PROTECTOR, L. FR. FORK										
		TNATURAL.....NATURAL	1	-	-	-	-	-	-	-		
	51610-MEB-750ZA	*TNATURAL*.....NATURAL	-	1	-	-	-	-	-	-		
	51620-MEN-000ZA	*TNATURAL*.....NATURAL	-	-	1	1	1	1	1	1		
24	51620-MAC-781ZA	PROTECTOR, R. FR. FORK										
		TNATURAL.....NATURAL	1	1	-	-	-	-	-	-		
	51610-MEN-000ZA	*TNATURAL*.....NATURAL	-	-	1	1	1	1	1	1		
25	90108-KZ4-J40	BOLT, FLANGE, 8X40	4	4	4	4	4	4	4	4		
26	90113-KZ3-000	BOLT, FLANGE, 6MM	2	2	2	2	2	2	2	2		
27	90113-MAC-780	BOLT, PROTECTOR	6	6	6	6	6	6	6	6		
28	91254-KZ3-J31	DUST SEAL	2	2	2	2	2	2	2	2		
29	91256-KZ3-A71	O-RING, 26.7X3.5	2	2	2	2	2	2	2	2		
	91256-MEN-A11	O-RING, 27.6X1.8	-	-	-	-	-	-	-	-	2	
30	91257-KZ3-B01	O-RING, 18.5X1.5	2	-	-	-	-	-	-	-		
	91257-MEB-751	O-RING, 27.7X1.9	-	2	2	2	2	2	2	2		
31	91258-KZ3-B01	O-RING, 18.8X1.9	2	2	2	2	2	2	2	2		
32	91301-KZ3-711	O-RING, 3.5X1.5	2	2	2	2	2	2	2	2		
33	91356-KZ3-003	O-RING, 44.7X2.4	2	2	2	2	2	2	2	2		
34	91356-MW0-003	O-RING, 37.2X2.4 (SHOWA)	2	2	2	2	2	2	2	2		
35	45461-MEN-000	CLAMPER A, FR. BRAKE HOSE ...	-	-	1	1	1	1	1	1		
36	45462-MEN-000	CLAMPER B, FR. BRAKE HOSE ...	-	-	1	1	1	1	1	1		
37	51480-MEN-003	FORK SUB ASSY., R. FR. (SHOWA)	-	-	1	-	-	-	-	-		
	51480-MEN-711	-	-	-	1	-	-	-	-		
	51480-MEN-841	-	-	-	-	1	-	-	-		
	51480-MEN-J01	-	-	-	-	-	1	-	-		
	51480-MEN-A11	-	-	-	-	-	-	1	-----	-----	ED,U
	51480-MEN-D11	-	-	-	-	-	-	1	-----	-----	DE
38	51580-MEN-003	FORK SUB ASSY., L. FR. (SHOWA)	-	-	1	-	-	-	-	-		
	51580-MEN-711	-	-	-	1	-	-	-	-		
	51580-MEN-841	-	-	-	-	1	-	-	-		
	51580-MEN-J01	-	-	-	-	-	1	-	-		
	51580-MEN-A11	-	-	-	-	-	-	1	-----	-----	ED,U
	51580-MEN-D11	-	-	-	-	-	-	1	-----	-----	DE
39	51450-MEN-A11	BOLT ASSY., FR. FORK	-	-	-	-	-	-	2	-----	-----	ED,U
	51450-MEN-D11	-	-	-	-	-	-	2	-----	-----	DE
40	51453-MEN-A11	RING, PISTON	-	-	-	-	-	-	2			



F-7

FRONT BRAKE CALIPER

H 2



Ref. No.	L.O.N.	(Relative ref. Number) Description	F.R.T.
4	711115	SHOE(PAD) SET, BRAKE :FRONT .. (1)	0.1
5	7111D1	PISTON, FRONT BRAKE CALIPER .. .INCLUDES: Bleed brakes	0.5
12	711130	CALIPER, FRONT BRAKEINCLUDES: Bleed brakes	0.4
13	7111G0	BRACKET, FRONT CALIPER (17)	0.2

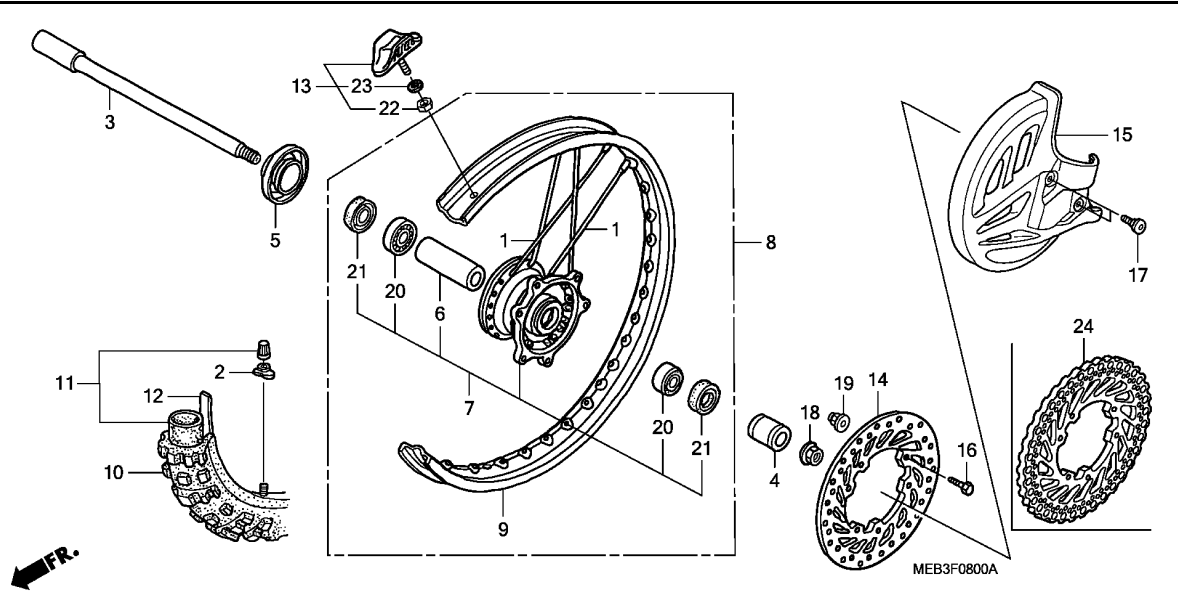
3

Ref. No.	Part No.	Description	Reqd. QTY								Serial No.	Parts catalogue code
			2	3	4	5	6	7	8			
1	06431-MA3-405	SEAL SET, PISTON	2	2	2	2	2	2	2			
2	43352-568-003	SCREW, BLEEDER (NISSIN)	1	1	1	1	1	1	1	1		
3	43353-461-771	CAP, BLEEDER	1	1	1	1	1	1	1	1		
4	45105-MY6-405	PAD SET, FR.	1	1	1	1	1	1	1	-		
	45105-MY6-415	-	-	-	-	-	-	-	1		
5	45107-KZ4-J31	PISTON	2	2	2	2	2	2	2	2		
6	45108-MY1-006	SPRING, PAD	1	1	1	1	1	1	1	1		
7	45112-KS6-701	RETAINER	1	1	1	1	1	1	1	1		
8	45131-HA5-672	BOLT A, PIN	1	1	1	1	1	1	1	1		
10	45132-166-016	BOOT, PIN BUSH (NISSIN)	1	1	1	1	1	1	1	1		
11	45133-MA3-006	BOOT B	1	1	1	1	1	1	1	1		
12	45150-KZ4-J31	CALIPER SUB ASSY., L. FR. BRAKE (NISSIN)	1	1	-	-	-	-	-	-		
	45150-MEN-006	-	-	1	1	1	1	1	1		
13	45190-KZ4-J21	BRACKET SUB ASSY., L. FR. CALIPER	1	1	-	-	-	-	-	-		
14	45203-MG3-016	PLUG, PIN	1	1	1	1	1	1	1	1		
15	45215-HA5-672	PIN, HANGER	1	1	1	1	1	1	1	1		
16	90110-KZ4-J40	BOLT, FLANGE, 8X40	2	2	2	2	2	2	2	2		
17	45190-MEN-006	BRACKET SUB ASSY., L. FR. CALIPER	-	-	1	1	1	1	1	1		

F-8

FRONT WHEEL

H 3



Ref. No.	L.O.N.	(Relative ref. Number) Description	F.R.T.
3	710151	AXLE, FRONT WHEEL	0.2
7	710103	HUB, FRONT WHEEL	2.4
8	710104	FRONT WHEEL	0.9
9	710109	RIM, WHEEL :FRONT	2.3
10		(12)	
	710139	FRONT TIRE(ONE)	0.8
11		(12)	
	710140	TUBE, FRONT TIRE(ONE)	0.8
14		(24)	
	711120	DISC, FRONT BRAKE	0.3
15	413195	COVER, FRONT DISC	0.1
20		(6)	
	710115	BEARING, FRONT WHEEL(ONE)	0.4
	710115G	.Replace 1 bearing add	0.1

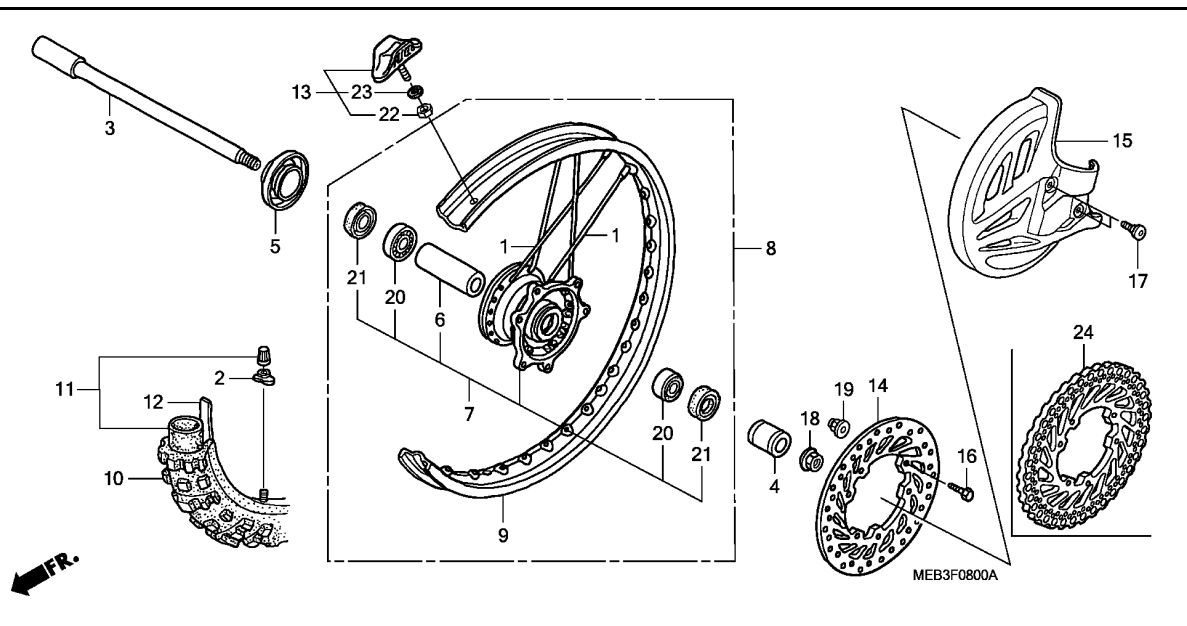
Ref. No.	Part No.	Description	Reqd. QTY								Serial No.	Parts catalogue code
			2	3	4	5	6	7	8			
1	06440-KZ4-J40	SPOKE SET, FR. (240MM)	36	36	36	36	-	-	-	-		
	06440-MEN-840	-	-	-	-	36	36	36			
	06440-KZ4-820	SPOKE SET, FR. (226.5MM)										
		(FOR 20 INCHES)	(36)	(36)	(36)	(36)	-	-	-			
2	42714-KA3-710	CAP, VALVE	1	1	1	1	1	1	1			
3	44301-KZ4-J40	AXLE, FR. WHEEL	1	1	-	-	-	-	-			
	44301-MEN-000	-	-	1	1	1	1	1			
4	44311-KZ4-J40	COLLAR, L. FR. WHEEL	1	1	1	1	1	1	1			
5	44312-MAC-740	COLLAR COMP., R. FR. WHEEL ..	1	1	-	-	-	-	-			
	44312-MEN-000	-	-	1	1	1	1	1			
6	44620-MAC-680	COLLAR, FR. DISTANCE	1	1	1	1	1	1	1			
7	44635-MAC-680	HUB SUB ASSY., FR. WHEEL	1	1	1	1	-	-	-			
	44635-MEN-840	HUB SUB ASSY., FR.	-	-	-	-	1	1	1			
8	44650-KZ3-J40	WHEEL SUB ASSY., FR.	1	1	-	-	-	-	-			
	44650-MEN-000	-	-	1	1	-	-	-			
	44650-MEN-840	-	-	-	-	1	1	-			
	44650-MEN-A10	-	-	-	-	-	-	1			
	44650-KZ3-810	-	-	-	-	-	-	-			
		(FOR 20 INCHES)	(1)	(1)	(1)	(1)	-	-	-			
9	44701-KZ3-J41	RIM, FR. WHEEL (21X1.60)	1	1	-	-	-	-	-			
	44701-MEN-003	-	-	1	1	1	1	-			
	44701-MEN-A11	-	-	-	-	-	-	1			
	44701-KZ3-811	RIM, FR. WHEEL (20X1.85)	(1)	(1)	(1)	(1)	-	-	-			
10	44711-KZ3-E11	TIRE, FR. (DUNLOP)										
		(80/100-21 51M D755FG)	1	-	-	-	-	-	-	-----	-----	CM,ED
	44711-MEB-771	TIRE, FR. (PIRELLI)	-	1	1	1	1	1	1	-----	-----	CM,DE,ED,ED/A,ED/B
		(80/100-21 M/C 51R MST MT32A)										

3

F-8

FRONT WHEEL

H 4



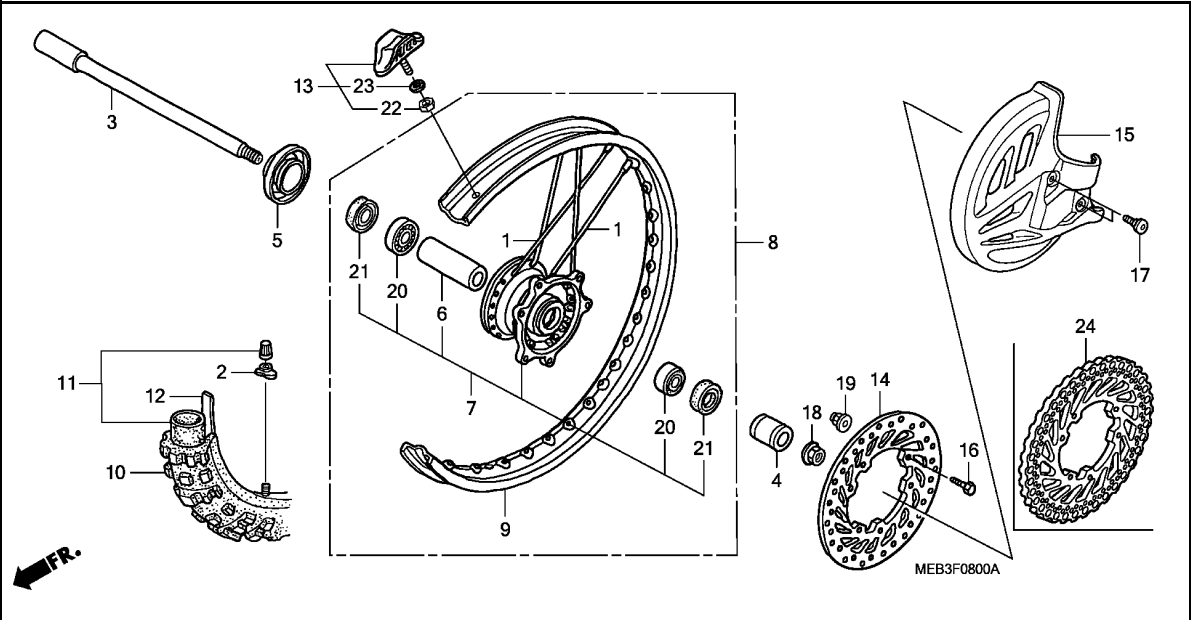
Ref. No.	Part No.	Description	Reqd. QTY								Serial No.	Parts catalogue code
			2	3	4	5	6	7	8			
10)	44711-ML3-911	TIRE, FR. (DUNLOP) (80/100-21 51M K490C)	1	1	-	-	-	-	-	-	----- U	
	44711-MEN-004	TIRE, FR. (DUNLOP) (80/100-21 M/C 51M)	-	-	1	1	1	-	-	1	----- U,U/A,U/B	
	44711-MEN-J01	-	-	-	-	-	1	1	----- U,U/A,U/B		
	44711-KZ4-811	TIRE, FR. (DUNLOP) (90/100-20 56M D739FA)	(1)	(1)	(1)	(1)	-	-	-	-	----- U,U/A,U/B	
11	44712-KS6-641	TUBE, TIRE (DUNLOP) (80/100-21)	1	1	-	-	-	-	-	-	----- U	
	44712-400-004	1	-	1	1	1	1	-	-	----- CM,U/A,U/B	
			1	-	-	-	-	-	-	-	----- ED	
			-	-	1	1	1	1	1	-	----- U	
	44712-MEB-771	TUBE, TIRE (PIRELLI) (80/100-21)	-	1	1	1	1	1	1	-	----- CM,DE,ED,ED/A,ED/B	
	44712-KZ4-811	TUBE, TIRE (DUNLOP) (90/100-20)	(1)	(1)	(1)	(1)	-	-	-	-	----- U,U/A,U/B	
12	44713-KS6-641	FLAP, TIRE (DUNLOP) (80/100-21)	1	-	-	-	-	-	-	-	----- U,U/A,U/B	
	44713-MEB-771	FLAP, TIRE (PIRELLI)	-	1	1	1	1	1	1	-	----- CM,DE,ED,ED/A,ED/B	
	44713-KZ4-811	FLAP, TIRE (DUNLOP)	-	1	1	1	1	1	1	-	----- CM,DE,ED,ED/A,ED/B	
		(FOR 20 INCHES)	(1)	(1)	(1)	(1)	-	-	-	-	----- U,U/A,U/B	
13	44715-MA0-770	STOPPER, BEAD (1.60)	1	1	1	1	1	1	1	-	----- U,U/A,U/B	
	42715-KA2-680	STOPPER, BEAD (1.85)	1	1	1	1	1	1	1	-	----- CM,DE,ED,ED/A,ED/B	
		(FOR 20 INCHES)	(1)	(1)	(1)	(1)	-	-	-	-	----- U,U/A,U/B	
14	45351-KZ4-J30	DISK, FR. BRAKE	1	1	1	1	1	1	-	-	----- U,U/A,U/B	
15	51614-KZ4-J40ZA	COVER, FR. DISK	1	1	-	-	-	-	-	-	----- CM,DE,ED,ED/A,ED/B	
		TNATURAL.....NATURAL	-	-	1	-	-	-	-	-	----- ED,U	
			-	-	1	-	-	-	-	-	----- 4K212188 ED/A	
			-	-	1	-	-	-	-	-	----- 4K250159 U/A	

3

F-8

FRONT WHEEL

H 5



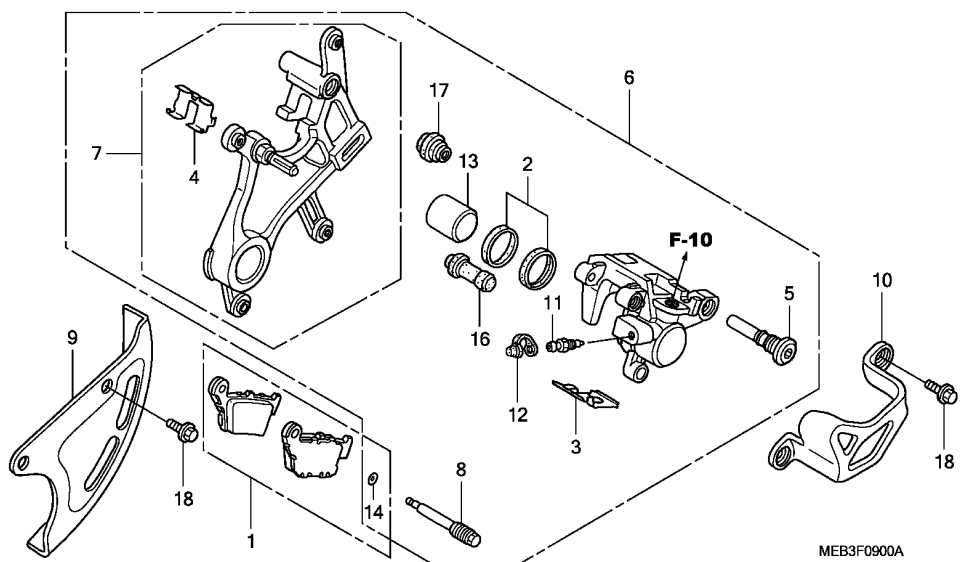
Ref. No.	Part No.	Description	Reqd. QTY								Serial No.	Parts catalogue code
			2	3	4	5	6	7	8			
15)	51614-KZ4-J41ZA	COVER, FR. DISK										
		TNATURAL.....NATURAL	-	-	1	-	-	-	-	4K212189	-----	ED/A
			-	-	1	-	-	-	-	4K250160	-----	U/A
			-	-	-	1	1	1	1			
16	90105-MAC-680	BOLT, DISK, 6X19	6	6	6	6	6	6	6			
17	90114-MAC-780	BOLT, FR. DISK COVER	2	2	2	2	2	2	2			
18	90301-KZ4-J40	NUT, FR. AXLE	1	1	1	1	1	1	1			
19	90301-473-003	NUT, U, 6MM	6	6	6	6	6	6	6			
20	91062-MAC-681	BEARING, RADIAL BALL, 6904 ..	2	2	2	2	2	2	2			
21	91201-KS6-004	OIL SEAL, 26X37X7(ARAI)	2	2	2	2	2	2	2			
22	94001-08000-0S	NUT, HEX., 8MM	1	1	1	1	1	1	1			
23	94111-08000	WASHER, SPRING, 8MM	1	1	1	1	1	1	1			
24	45351-MEN-A10	DISK, FR. BRAKE	-	-	-	-	-	-	-			

3

F-9

REAR BRAKE CALIPER

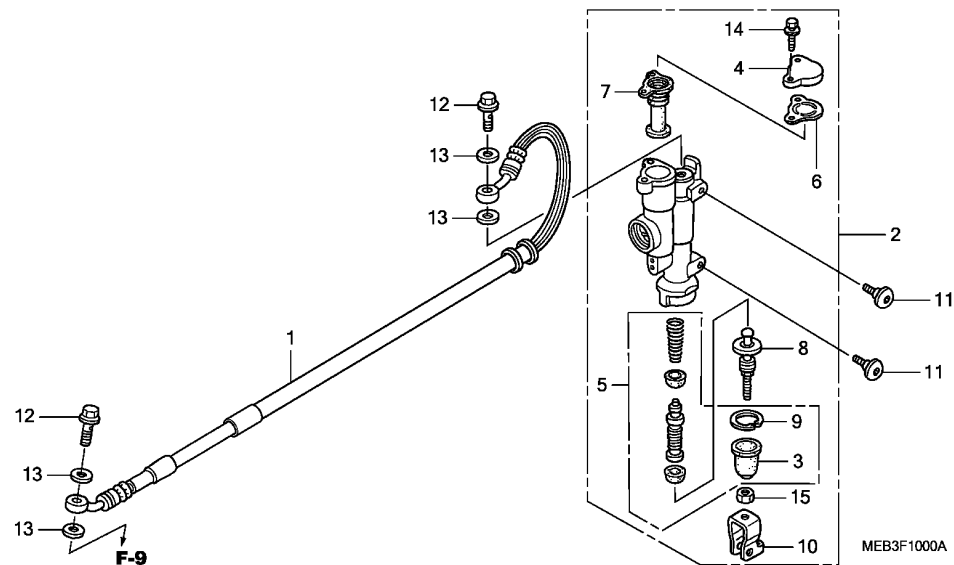
H 6



Ref. No.	L.O.N.	(Relative ref. Number) Description	F.R.T.
1	711140	SHOE(PAD) SET, BRAKE :REAR ...	0.1
6	711155	CALIPER, REAR BRAKEINCLUDES: Bleed brakes	0.6
7	7111C1	BRACKET, REAR CALIPER	0.5
9	4131A7	COVER, REAR DISC	0.4
10	7111C9	GUARD, REAR CALIPER	0.1
13	7111D5	(2) PISTON, REAR BRAKE CALIPERINCLUDES: Bleed brakes	0.7

3

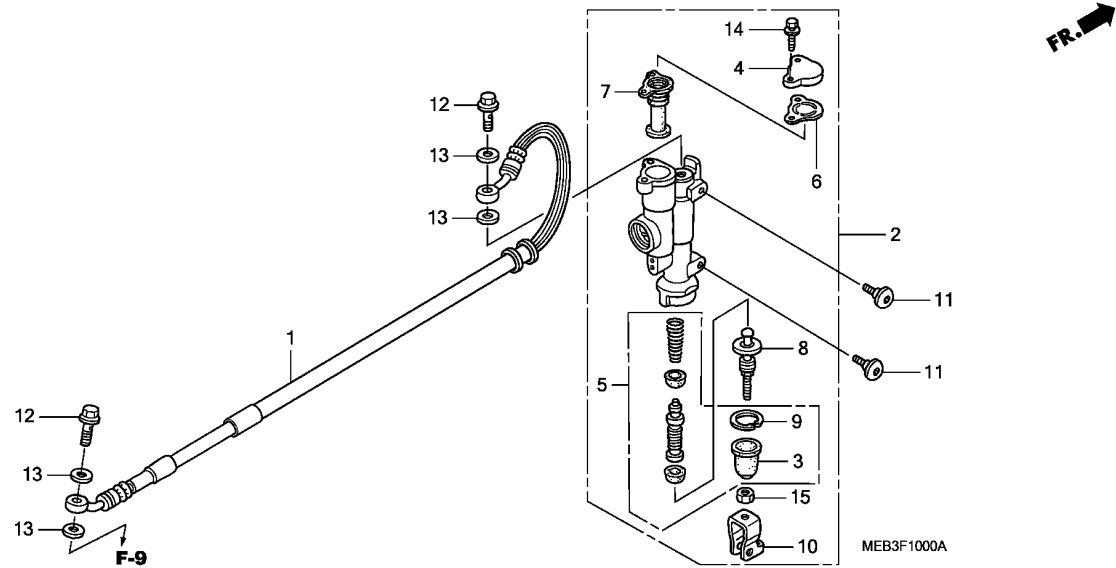
Ref. No.	Part No.	Description	Reqd. QTY								Serial No.	Parts catalogue code
			2	3	CRF450R		7	8				
1	06435-KZ4-J41	PAD SET, RR.	1	1	1	-	-	-	-	-	-	
	06435-KRN-711	-	-	-	1	1	-	-	-	-	
	06435-KRN-712	-	-	-	-	-	1	-	-	-	----- ED,U
			-	-	-	-	-	-	1	-	-	----- ED/A,ED/B,U/A,U/B
2	06451-MZ2-405	SEAL SET, PISTON	1	1	1	1	1	1	1	1	1	
3	43108-KZ4-J41	SPRING, PAD	1	1	1	1	1	1	1	1	1	
4	43112-KZ4-J41	RETAINER, BRACKET	1	1	1	1	1	1	1	1	1	
5	43131-KW3-006	BOLT, PIN	1	1	1	1	1	1	1	1	1	
6	43150-KZ4-J41	CALIPER SUB ASSY., RR. BRAKE (NISSIN)	1	1	1	-	-	-	-	-	-	
	43150-KRN-711	-	-	-	1	1	1	1	1	1	
7	43190-KZ4-J41	BRACKET SUB ASSY., RR.	1	1	1	-	-	-	-	-	-	
	43190-KRN-711	-	-	-	1	1	1	1	1	1	
8	43215-KZ4-J41	PIN, HANGER	1	1	1	1	1	1	1	1	1	
9	43330-KZ4-J40ZA	COVER, RR. DISK *TNATURAL*.....NATURAL	1	1	1	1	1	1	1	1	1	
10	43340-KZ4-J40ZA	GUARD, RR. CALIPER *TNATURAL*.....NATURAL	1	1	1	1	-	-	-	-	-	
	43340-MEY-000ZA	*TNATURAL*.....NATURAL	-	-	-	-	1	1	1	1	1	
11	43352-568-003	SCREW, BLEEDER (NISSIN)	1	1	1	1	1	1	1	1	1	
12	43353-461-771	CAP, BLEEDER	1	1	1	1	1	1	1	1	1	
13	45107-MCT-006	PISTON (22 A)	1	1	1	1	1	1	1	1	1	
14	45111-MAJ-G41	RING, STOPPER	1	1	1	1	1	1	1	1	1	
16	45132-166-016	BOOT, PIN BUSH (NISSIN)	1	1	1	1	1	1	1	1	1	
17	45133-MA3-006	BOOT B	1	1	1	1	1	1	1	1	1	
18	90004-GHB-600	BOLT, FLANGE, 6X10(NSHF)	4	4	4	4	4	4	4	4	4	



Ref. No.	L.O.N.	(Relative ref. Number) Description	F.R.T.
1	712130	HOSE, REAR BRAKEINCLUDES: Bleed brakes	0.6
2	712125	CYLINDER, REAR BRAKE MASTER .. .INCLUDES: Bleed brakes	0.4
5	7121H0	PISTON SET, REAR BRAKE MASTER .INCLUDES: Bleed brakes	0.5
7	7121G7	DIAPHRAGM, REAR BRAKE MASTER CYLINDER	0.1

Ref. No.	Part No.	Description	Reqd. QTY								Serial No.	Parts catalogue code	
			2	3	4	5	6	7	8				
1	43310-MEB-003	HOSE COMP., RR. BRAKE	1	1	1	1	1	1	1	-			
	43310-MEN-A11	-	-	-	-	-	-	-	1			
2	43500-KZ4-J41	CYLINDER ASSY., RR. BRAKE MASTER (NISSIN)	1	-	-	-	-	-	-	-	2M001532	CM	
			1	-	-	-	-	-	-	-	2M004708	ED	
	43500-KZ4-J42	1	-	-	-	-	-	-	-	-----	U	
			1	-	-	-	-	-	-	-	2M001533	-----	CM
			1	-	-	-	-	-	-	-	2M004709	-----	ED
			-	1	1	1	1	1	-	-	-----	7K510020	U/A
			-	-	-	-	-	-	1	-	-----	7K510416	ED/A
	43500-KZ4-J43	-	-	-	-	-	1	-	-	-----	ED,ED/B,U,U/B	
			-	-	-	-	-	1	-	-	7K510021	-----	U/A
			-	-	-	-	-	1	-	-	7K510417	-----	ED/A
			-	-	-	-	-	-	1	-			
3	43504-MB2-006	BOOT COMP.	1	1	1	1	1	1	1				
4	43513-KZ4-J41	CAP, MASTER CYLINDER	1	1	1	1	1	1	1				
5	43520-KZ4-J41	PISTON SET, MASTER CYLINDER ..	1	-	-	-	-	-	-	-	-----	2M001532	CM
			1	-	-	-	-	-	-	-	-----	2M004708	ED
	43520-KZ4-J42	1	-	-	-	-	-	-	-	-----	U	
			1	-	-	-	-	-	-	-	2M001533	-----	CM
			1	-	-	-	-	-	-	-	2M004709	-----	ED
			-	1	1	1	1	1	-	-	-----	7K510020	U/A
			-	-	-	-	-	-	1	-	-----	7K510416	ED/A
	43520-KZ4-J43	-	-	-	-	-	1	-	-	-----	ED,ED/B,U,U/B	
			-	-	-	-	-	1	-	-	7K510021	-----	U/A
			-	-	-	-	-	1	-	-	7K510417	-----	ED/A
			-	-	-	-	-	-	1	-			



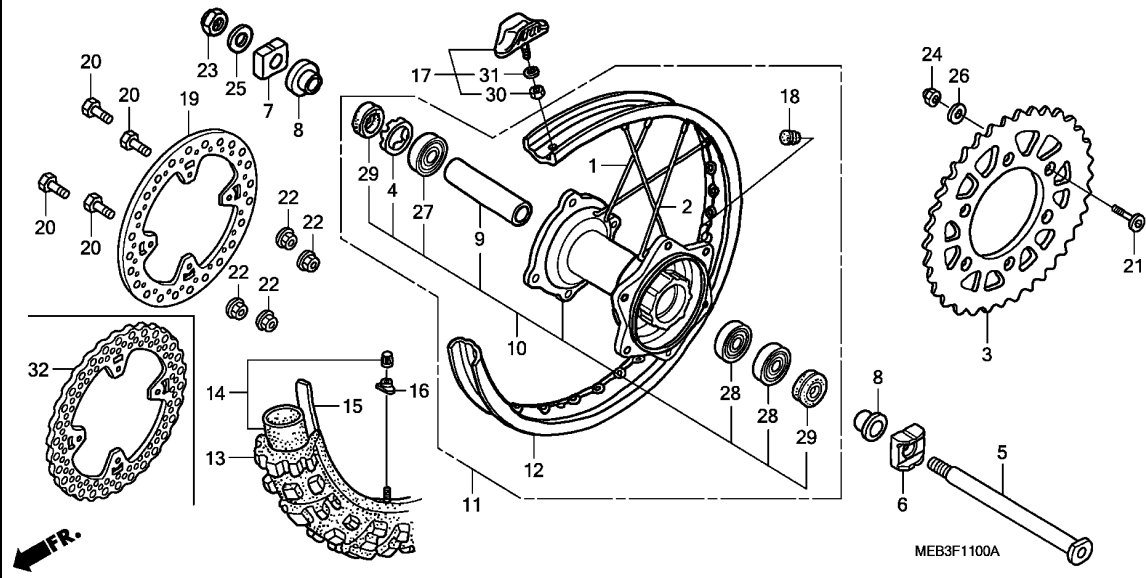


Ref. No.	Part No.	Description	Reqd. QTY								Serial No.	Parts catalogue code	
			2	3	CRF450R		7	8					
6	43521-KZ4-J41	PLATE, DIAPHRAGM	1	1	1	1	1	1	1	1			
7	43522-KZ4-J41	DIAPHRAGM	1	1	1	1	1	1	1	1			
8	43530-KZ4-J41	ROD COMP., PUSH	1	1	1	1	1	1	1	1			
9	46182-500-013	CIRCLIP	1	1	1	1	1	-	-	-			
	46182-MEL-D21	-	-	-	-	-	-	1	-	-----	7K510020 U/A	
			-	-	-	-	-	-	1	-	-----	7K510416 ED/A	
			-	-	-	-	-	-	1	-	-----	ED,ED/B,U,U/B	
			-	-	-	-	-	-	1	-	7K510021	-----	U/A
			-	-	-	-	-	-	1	-	7K510417	-----	ED/A
10	46504-KZ4-J41	JOINT, BRAKE ROD	1	1	1	1	1	1	1	1			
11	90114-MAC-780	BOLT, FR. DISK COVER	2	2	2	2	2	2	2	2			
12	90145-MS9-612	BOLT, OIL, 10X22	2	2	2	2	2	2	2	2			
13	90545-300-000	WASHER, OIL BOLT	4	4	4	4	4	4	4	4			
14	93401-04016-00	BOLT-WASHER, 4X16	2	2	2	2	2	2	2	2			
15	94002-06000-0S	NUT, HEX., 6MM	1	1	1	1	1	1	1	1			

F-11

REAR WHEEL

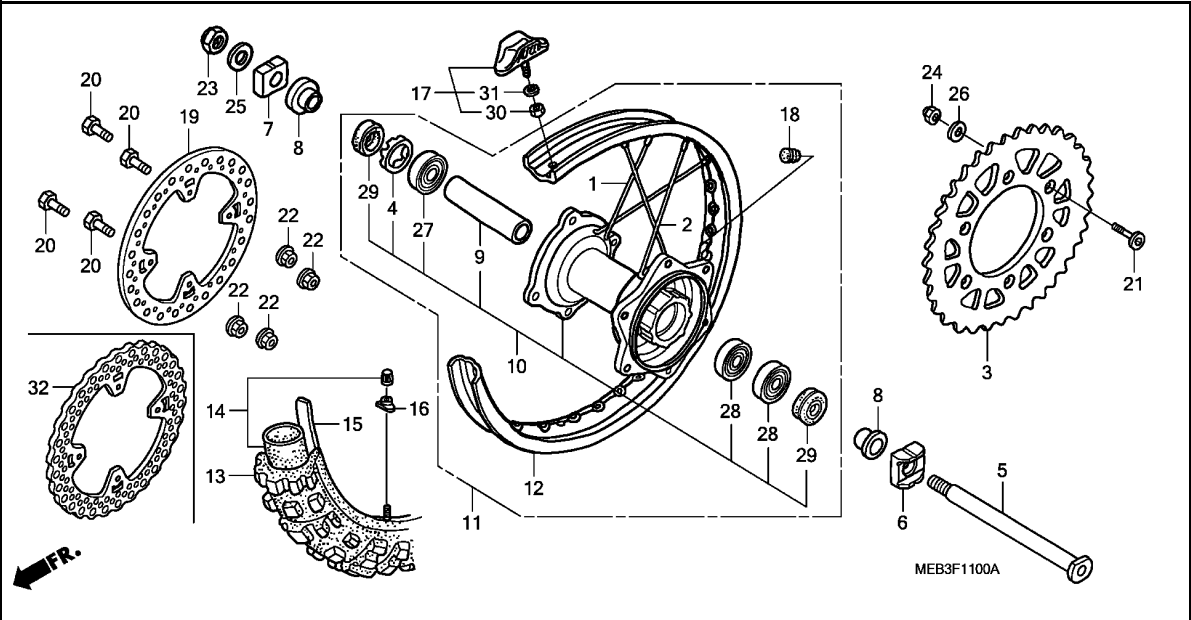
H 9



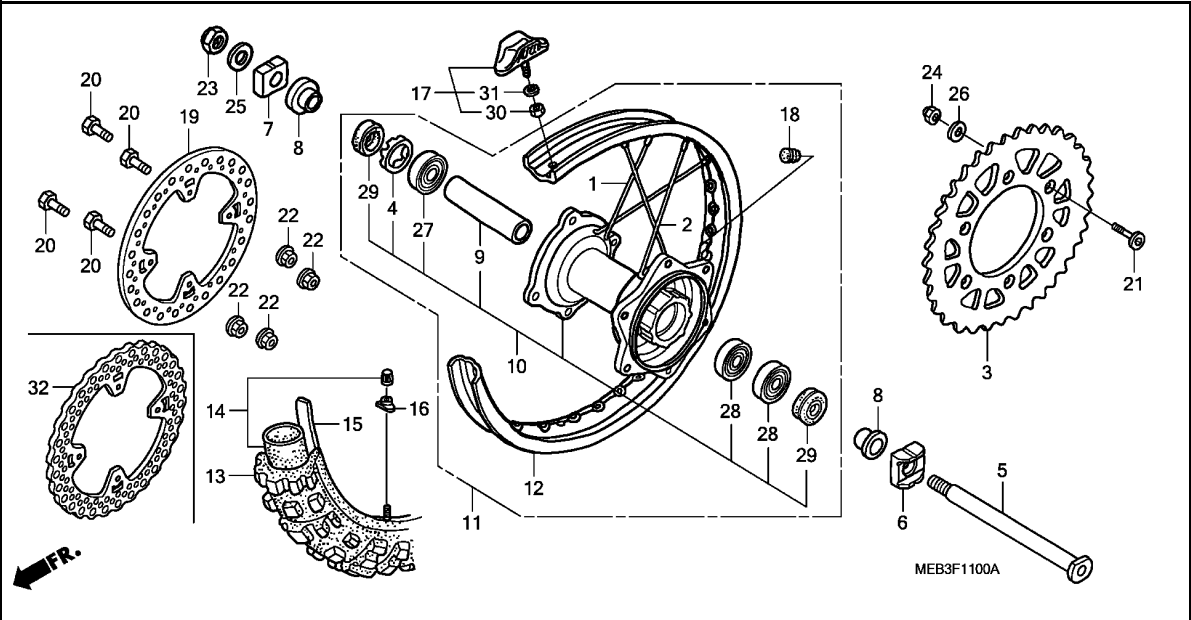
Ref. No.	L.O.N.	(Relative ref. Number) Description	F.R.T.
3	7101A0	SPROCKET, FINAL DRIVEN	0.4
5	710160	AXLE, REAR WHEEL	0.3
10	710121	HUB, REAR WHEEL	2.5
11	710118	REAR WHEEL	1.0
12	710127	RIM, WHEEL :REAR	2.4
13	710142	REAR TIRE(ONE)	0.9
14	7101A7	TUBE, REAR TIRE(ONE)	0.9
19	711145	DISC, REAR BRAKE	0.4
27	710133	BEARING, REAR WHEEL(ONE)	0.5
	710133G	.Replace 1 bearing add	0.1
	710133A	.Replace 2 bearings add	0.2

Ref. No.	Part No.	Description	Reqd. QTY								Serial No.	Parts catalogue code
			2	3	4	5	6	7	8	CRF450R		
1	06420-KZ4-J40	SPOKE SET, RR. (INSIDE)	16	-	-	-	-	-	-	-		
	06420-MEB-750	(INSIDE)	-	16	16	-	-	-	-	-		
	06420-KRN-710	(INSIDE)	-	-	-	16	16	16	16			
2	06421-KZ4-J40	SPOKE SET, RR. (OUTSIDE)	16	-	-	-	-	-	-			
	06421-MEB-750	(OUTSIDE)	-	16	16	-	-	-	-			
	06421-KRN-710	(OUTSIDE)	-	-	-	16	16	16	16			
3	41203-KZ3-J20	SPROCKET, FINAL DRIVEN (50T)	1	1	-	-	-	-	-			
	41202-KZ3-J40	SPROCKET, FINAL DRIVEN (48T)	-	-	1	1	1	1	1			
	41201-KZ3-J40	SPROCKET, FINAL DRIVEN (49T)	(1)	(1)	(1)	(1)	(1)	(1)	(1)			
	41202-KZ4-J20	SPROCKET, FINAL DRIVEN (51T)	(1)	(1)	-	-	-	-	-			
	41202-ML3-811	SPROCKET, FINAL DRIVEN (47T)	-	-	(1)	(1)	(1)	(1)	(1)			
4	41231-KZ4-J20	RETAINER, RR. WHEEL BEARING	1	1	1	1	1	1	1			
5	42301-KZ4-J40	AXLE, RR. WHEEL	1	1	1	1	1	1	1			
6	42305-KZ4-J40	COLLAR, L. RR. AXLE	1	1	1	1	1	1	1			
7	42306-KZ4-J20	COLLAR, R. RR. AXLE	1	1	1	1	1	1	1			
8	42311-KZ4-J40	COLLAR, RR. WHEEL SIDE	2	2	2	2	2	2	2			
9	42620-KZ4-J20	COLLAR, RR. WHEEL DISTANCE	1	1	1	1	1	1	1			
10	42635-KZ4-J40	HUB SUB ASSY., RR.	1	-	-	-	-	-	-			
	42635-MEB-750		-	1	-	-	-	-	-			
	42635-MEN-000		-	-	1	-	-	-	-			
	42635-KRN-710		-	-	-	1	1	1	1			

3



Ref. No.	Part No.	Description	Reqd. QTY								Serial No.	Parts catalogue code
			2	3	CRF450R		7	8				
11	42650-KZ3-J40	WHEEL SUB ASSY., RR.	1	-	-	-	-	-	-	-		
	42650-MEB-750	-	1	-	-	-	-	-	-		
	42650-MEN-000	-	-	1	-	-	-	-	-		
	42650-MEN-710	-	-	-	1	1	1	-	-		
	42650-MEN-A10	-	-	-	-	-	-	-	1		
12	42701-KZ3-J41	RIM, RR. WHEEL (19X2.15)	1	1	1	1	1	1	1	1		
	42701-MEN-A11	-	-	-	-	-	-	-	1		
13	42711-KZ3-E11	TIRE, RR. (DUNLOP) (110/90-19 62M D755G)	1	-	-	-	-	-	-	-	-----	CM,ED
	42711-KZ3-611	TIRE, RR. (DUNLOP) (110/90-19 62M D752)	1	1	-	-	-	-	-	-	-----	U
	42711-MEB-771	TIRE, RR. (PIRELLI) (110/90-19 NHS MT32)	-	1	1	1	1	1	1	1	-----	CM,DE,ED,ED/A,ED/B
	42711-MEN-004	TIRE, RR. (DUNLOP) (110/90-19 62M D756)	-	-	1	1	1	1	1	1	-----	U,U/A,U/B
14	42712-KZ3-611	TUBE, TIRE (DUNLOP)	1	-	-	-	-	-	-	-	-----	U,U/A,U/B
	42712-MEB-771	TUBE, TIRE (PIRELLI)	-	1	1	1	1	1	1	1	-----	CM,DE,ED,ED/A,ED/B
15	42713-KZ3-611	FLAP, TIRE (DUNLOP)	1	-	-	-	-	-	-	-	-----	U,U/A,U/B
	42713-MEB-771	FLAP, TIRE (PIRELLI)	-	1	1	1	1	1	1	1	-----	CM,DE,ED,ED/A,ED/B
16	42714-KA3-710	CAP, VALVE	1	1	1	1	1	1	1	1		
17	42715-MA0-770	STOPPER, BEAD (2.15)	1	1	1	1	1	1	1	1		
18	42717-329-000	CAP, RIM HOLE	1	1	1	1	1	1	1	1		
19	43351-KZ4-J40	DISK, RR. BRAKE	1	1	1	1	1	1	1	-		
20	90105-MAC-680	BOLT, DISK, 6X19	4	4	4	4	4	4	4	4		
21	90125-KA4-000	SCREW, FLAT, 8X31	6	6	6	6	6	6	6	6		

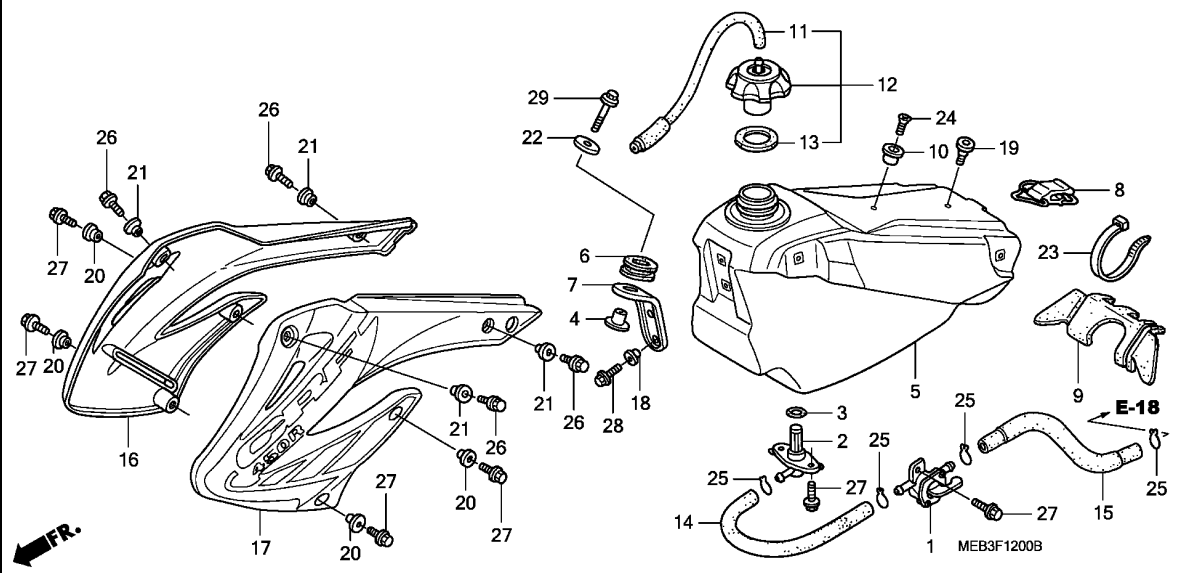


Ref. No.	Part No.	Description	Reqd. QTY								Serial No.	Parts catalogue code
			2	3	CRF450R		6	7	8			
22	90301-473-003	NUT, U, 6MM	4	4	4	4	4	4	4			
23	90305-KZ4-J20	NUT, U, 22MM	1	1	1	1	1	1	1			
24	90309-ML3-791	NUT, U, 8MM	6	6	6	6	6	6	6			
25	90401-KZ4-J20	WASHER, 22X35X2	1	1	1	1	1	1	1			
26	90465-MC4-000	WASHER, 8MM	6	6	6	6	6	6	6			
27	91051-KZ4-J21	BEARING, RADIAL BALL, 69052RS	1	1	1	1	1	1	1			
28	91052-KZ4-J21	BEARING, RADIAL BALL, 6905RS	2	2	2	2	2	2	2			
29	91251-KZ4-J21	DUST SEAL, 32X43X7	2	2	2	2	2	2	2			
30	94001-08000-0S	NUT, HEX., 8MM	1	1	1	1	1	1	1			
31	94111-08000	WASHER, SPRING, 8MM	1	1	1	1	1	1	1			
32	43351-MEN-A10	DISK, RR. BRAKE	-	-	-	-	-	-	-		1	

F-12

FUEL TANK(CRF450R2,3,4)

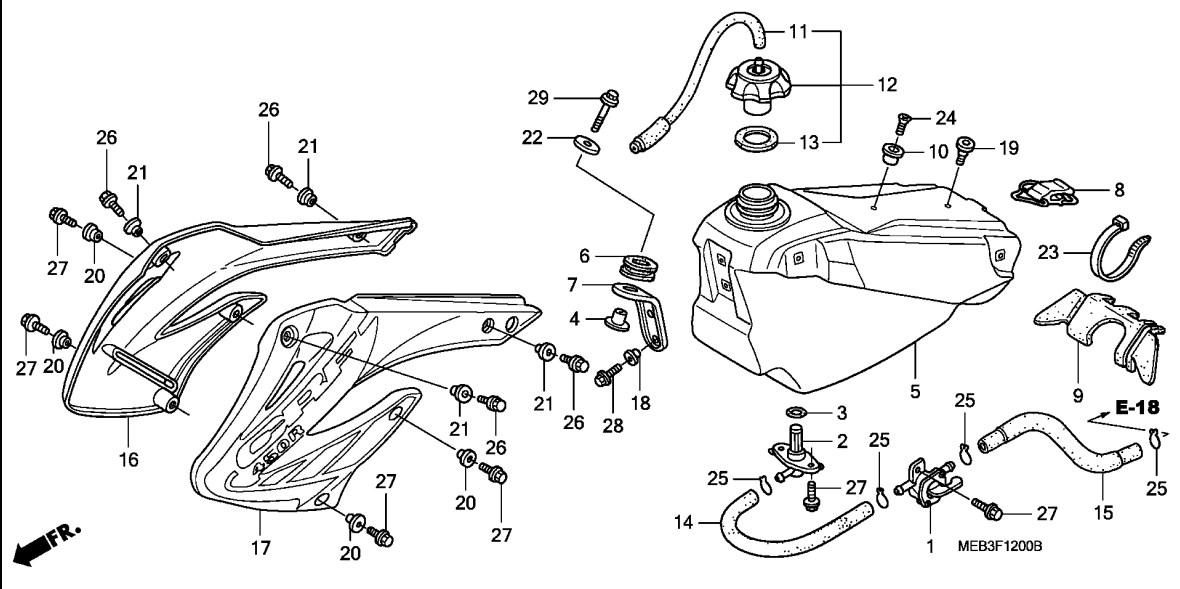
H12



Ref. No.	L.O.N.	(Relative ref. Number) Description	F.R.T.
1	310110	COCK ASSY., FUEL	0.1
2		(3,14)	
	3101D5	JOINT, FUEL TANK	0.2
5	310100	TANK, FUEL	0.3
16	1151A0	SHROUD, RADIATOR :RIGHT	0.1
	1151A5	SHROUD, RADIATOR :BOTH	0.1
17	115126	SHROUD, RADIATOR :LEFT	0.1
	1151A5	SHROUD, RADIATOR :BOTH	0.1

Ref. No.	Part No.	Description	Reqd. QTY								Serial No.	Parts catalogue code
			2	3	CRF450R		7	8				
1	16950-MEB-671	COCK ASSY., FUEL	1	1	1	-	-	-	-			
2	16955-MEB-671	JOINT ASSY., FUEL	1	1	1	-	-	-	-			
3	16997-467-000	O-RING, 11.8X3.55	1	1	1	-	-	-	-			
4	17509-KZ3-B00	COLLAR, TANK SETTING	1	1	1	-	-	-	-			
5	17510-MEB-670	TANK COMP., FUEL	1	1	-	-	-	-	-			
	17510-MEN-670	-	-	1	-	-	-	-			
6	17514-MEB-670	RUBBER, TANK MOUNTING FR. ...	1	1	1	-	-	-	-			
7	17515-MEB-670	STAY, FR. TANK	1	1	1	-	-	-	-			
8	17516-MEB-670	BAND, TANK RR.	1	1	1	-	-	-	-			
9	17517-MEB-670	RUBBER, TANK MOUNTING	1	1	-	-	-	-	-			
	17517-MEN-670	-	-	1	-	-	-	-			
10	17518-KS6-700	COLLAR, SEAT FR.	1	1	1	-	-	-	-			
11	17521-KZ4-J20	TUBE COMP., FUEL CAP BREATHER	1	1	1	-	-	-	-			
12	17620-MEB-670	CAP ASSY., FUEL TANK	1	1	1	-	-	-	-			
13	17624-KT1-780	PACKING, FUEL CAP	1	1	1	-	-	-	-			
14	17681-MEB-670	TUBE A, FUEL	1	1	1	-	-	-	-			
15	17682-MEB-670	TUBE B, FUEL	1	1	-	-	-	-	-			
	17682-MEN-670	-	-	1	-	-	-	-			
16	19071-MEB-670ZA	SHROUD SET, R. RADIATOR	1	-	-	-	-	-	-			
		TYPE1(WL)										
	19071-MEB-770ZA	-	1	-	-	-	-	-			
	19071-MEN-670ZA	-	-	1	-	-	-	-			
17	19072-MEB-670ZA	SHROUD SET, L. RADIATOR	1	-	-	-	-	-	-			
		TYPE1(WL)										
	19072-MEB-770ZA	-	1	-	-	-	-	-			
	19072-MEN-670ZA	-	-	1	-	-	-	-			

3

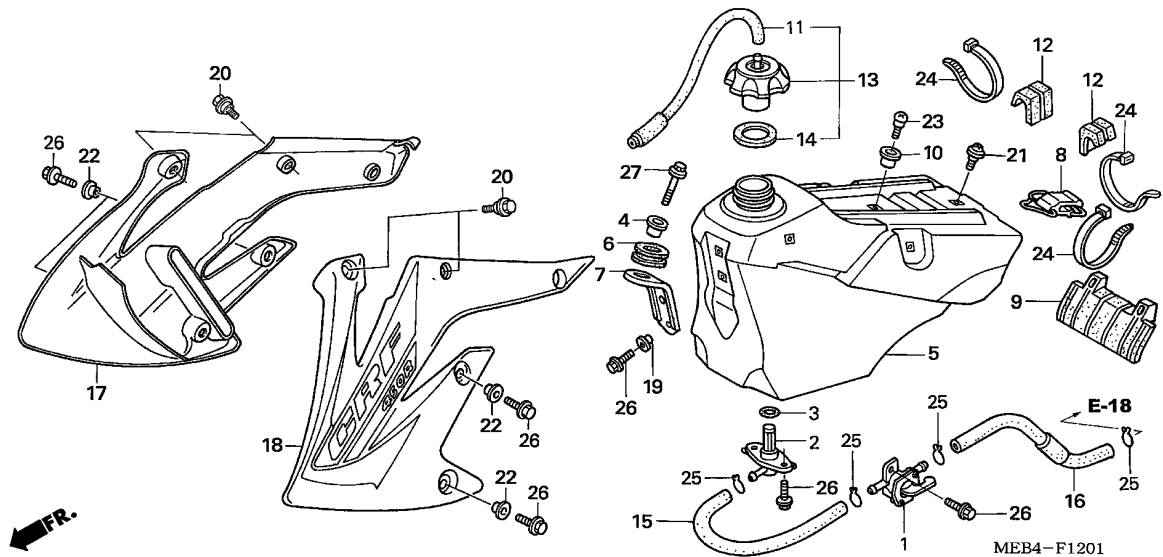


Ref. No.	Part No.	Description	Reqd. QTY								Serial No.	Parts catalogue code
			2	3	CRF450R		6	7	8			
18	84706-415-000	COLLAR	2	2	2	-	-	-	-			
19	90113-MM5-000	SCREW, PAN, 6X14	1	1	1	-	-	-	-			
20	90501-KZ4-J20	COLLAR A	4	4	4	-	-	-	-			
21	90504-KBP-900	COLLAR, MIDDLE COVER	4	4	4	-	-	-	-			
22	90506-430-000	WASHER, FENDER MOUNTING	1	1	1	-	-	-	-			
23	91560-MS8-600	TY-RAP, CABLE	1	1	1	-	-	-	-			
24	93600-06016-0A	SCREW, FLAT, 6X16	1	1	1	-	-	-	-			
25	95002-02120	CLIP, TUBE (B12)	4	4	4	-	-	-	-			
26	96001-06012-00	BOLT, FLANGE, 6X12	4	4	4	-	-	-	-			
27	96001-06016-00	BOLT, FLANGE, 6X16	7	7	7	-	-	-	-			
28	96001-06018-00	BOLT, FLANGE, 6X18	2	2	2	-	-	-	-			
29	96001-06035-00	BOLT, FLANGE, 6X35	1	1	1	-	-	-	-			

F-12-1

FUEL TANK(CRF450R5,6,7,8)

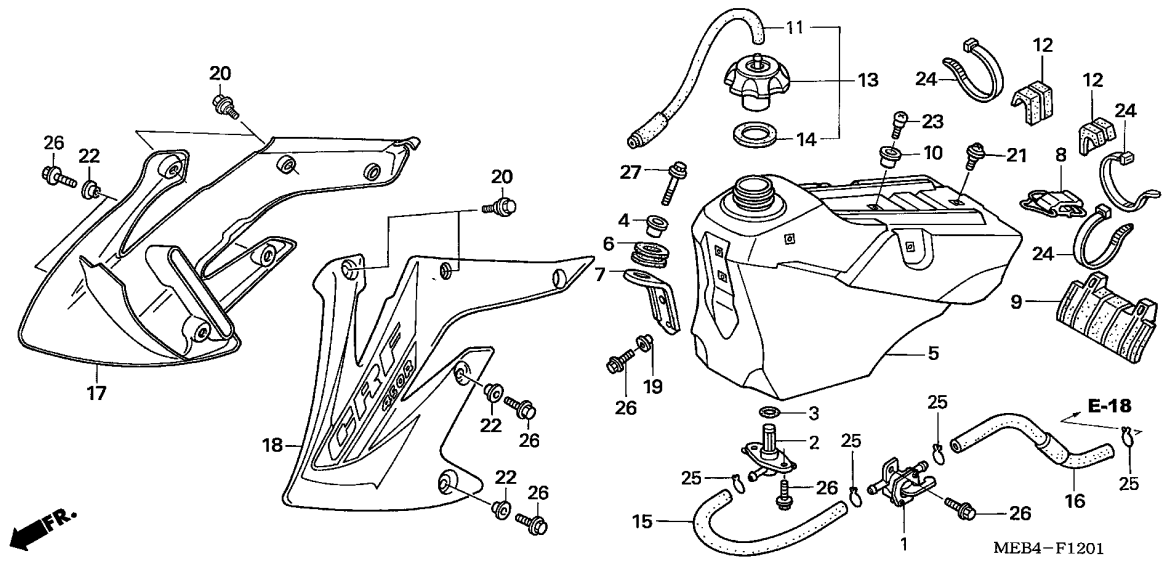
H14



Ref. No.	L.O.N.	(Relative ref. Number) Description	F.R.T.
1	310110	COCK ASSY., FUEL	0.1
2		(3,15)	
	3101D5	JOINT, FUEL TANK	0.2
5	310100	TANK, FUEL	0.3
17	1151A0	SHROUD, RADIATOR :RIGHT	0.1
	1151A5	SHROUD, RADIATOR :BOTH	0.1
18	115126	SHROUD, RADIATOR :LEFT	0.1
	1151A5	SHROUD, RADIATOR :BOTH	0.1

Ref. No.	Part No.	Description	Reqd. QTY								Serial No.	Parts catalogue code
			2	3	4	5	6	7	8			
1	16950-MEN-731	COCK ASSY., FUEL	-	-	-	1	1	1	1			
2	16955-MEB-671	JOINT ASSY., FUEL	-	-	-	1	1	1	1			
3	16997-467-000	O-RING, 11.8X3.55	-	-	-	1	1	1	1			
4	17509-KZ3-B00	COLLAR, TANK SETTING	-	-	-	1	1	1	1			
5	17510-MEN-730	TANK COMP., FUEL	-	-	-	1	1	1	1			
6	17514-MEB-670	RUBBER, TANK MOUNTING FR. ...	-	-	-	1	1	1	1			
7	17515-MEN-730	STAY, FR. TANK	-	-	-	1	1	1	1			
8	17516-MEN-730	BAND, TANK RR.	-	-	-	1	1	1	1			
9	17517-MEN-730	RUBBER, TANK MOUNTING	-	-	-	1	1	1	1			
10	17518-KZ4-710	COLLAR, SEAT FR.	-	-	-	1	1	1	1			
11	17521-MEN-730	TUBE COMP., FUEL CAP BREATHER	-	-	-	1	1	1	1			
12	17522-MEN-730	RUBBER, TANK SIDE MOUNTING ..	-	-	-	2	2	2	2			
13	17620-MEN-730	CAP ASSY., FUEL TANK	-	-	-	1	1	1	1			
14	17624-KT1-780	PACKING, FUEL CAP	-	-	-	1	1	1	1			
15	17681-MEN-730	TUBE, FUEL	-	-	-	1	1	1	1			
16	17682-MEN-730	TUBE B, FUEL	-	-	-	1	-	-	-			
	17682-MEN-850	-	-	-	-	1	1	1			
17	19071-MEN-730ZA	SHROUD SET, R. RADIATOR	-	-	-	-	-	-	-			
		TYPE1(WL)	-	-	-	1	-	-	-			
	19071-MEN-850ZA	-	-	-	-	1	-	-			
	19071-MEN-A00ZA	-	-	-	-	-	1	-			
	19071-MEN-A10ZA	-	-	-	-	-	-	1			
18	19072-MEN-730ZA	SHROUD SET, L. RADIATOR	-	-	-	-	-	-	-			
		TYPE1(WL)	-	-	-	1	-	-	-			
	19072-MEN-850ZA	-	-	-	-	1	-	-			
	19072-MEN-A00ZA	-	-	-	-	-	1	-			

3

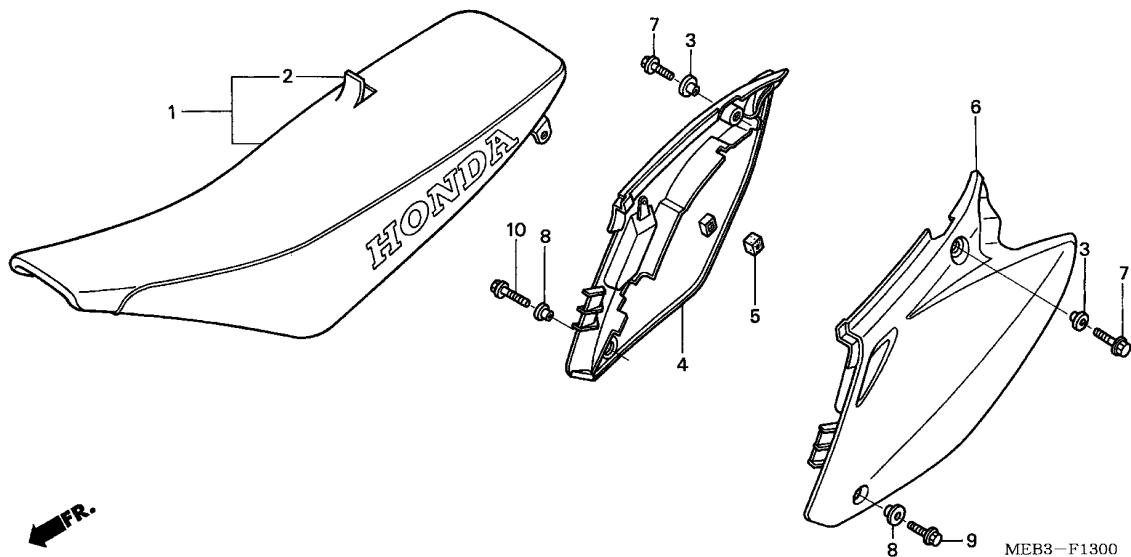


Ref. No.	Part No.	Description	Reqd. QTY								Serial No.	Parts catalogue code
			2	3	CRF450R		7	8				
18)	19072-MEN-A10ZA	SHROUD SET, L. RADIATOR *TYPE1*(WL)	-	-	-	-	-	-	-	1		
19	84706-415-000	COLLAR	-	-	-	2	2	2	2			
20	90101-KRN-730	BOLT, SPECIAL, 5X9	-	-	-	4	4	4	4			
21	90105-MEN-730	SCREW, 5X12	-	-	-	1	1	1	1			
22	90501-KZ4-J20	COLLAR A	-	-	-	4	4	4	4			
23	91422-MT8-770	SCREW, SPECIAL, 5MM	-	-	-	1	1	1	1			
24	91560-MS8-600	TY-RAP, CABLE	-	-	-	3	3	3	3			
25	95002-02120	CLIP, TUBE (B12)	-	-	-	4	4	4	4			
26	96001-06016-00	BOLT, FLANGE, 6X16	-	-	-	9	9	9	9			
27	96001-06030-00	BOLT, FLANGE, 6X30	-	-	-	1	1	1	1			

F-13

SEAT/SIDE COVER (CRF450R2,3,4)

H16



Ref. No.	L.O.N.	(Relative ref. Number) Description	F.R.T.
1	413150	SEAT	0.1
4	4111H9	COVER, SIDE :RIGHT	0.1
	4111J0	COVER, SIDE :BOTH	0.1
6	4111H8	COVER, SIDE :LEFT	0.1
	4111J0	COVER, SIDE :BOTH	0.1

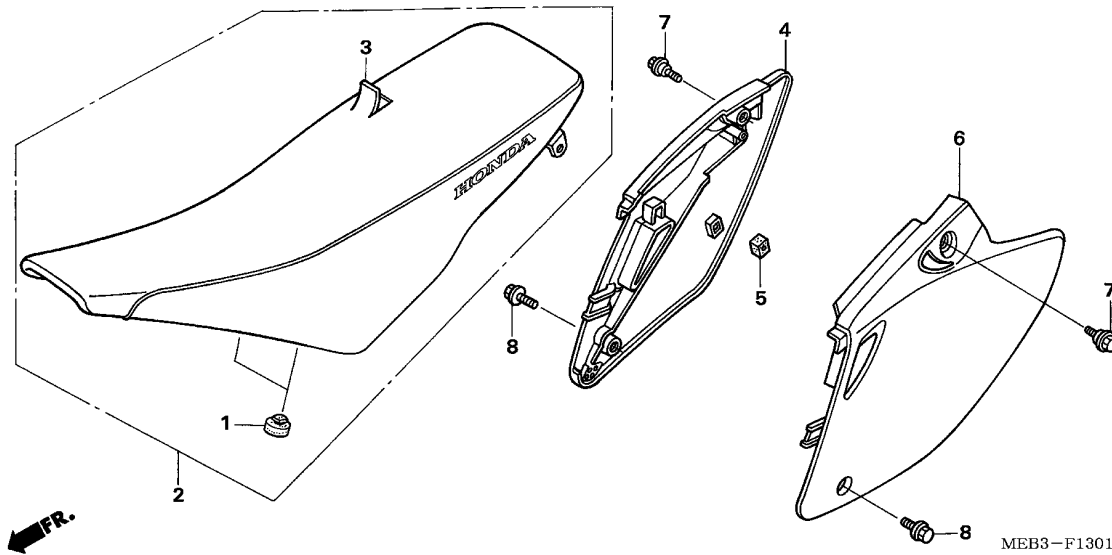
3

Ref. No.	Part No.	Description	Reqd. QTY								Serial No.	Parts catalogue code	
			2	3	CRF450R		6	7	8				
1	77100-MEB-670	SEAT COMP.	1	-	-	-	-	-	-	-			
	77100-MEB-770	-	1	-	-	-	-	-	-			
	77100-MEN-670	-	-	1	-	-	-	-	-			
2	77101-MEB-670	LEATHER COMP., SEAT (NO LETTERS PRINTED)	1	1	-	-	-	-	-	-			
	77101-MEN-670	-	-	1	-	-	-	-	-			
3	83505-KM4-000	COLLAR, TOOL BOX SETTING	2	2	2	-	-	-	-	-			
4	83510-MEB-670ZA	COVER, R. SIDE											
	NH196ROSS WHITE	1	-	-	-	-	-	-	-			
	83510-MEB-770ZA	*NH196*.....ROSS WHITE	-	1	-	-	-	-	-	-			
	83510-MEN-670ZA	*NH196*.....ROSS WHITE	-	-	1	-	-	-	-	-			
5	83515-KS7-830	RUBBER, SIDE COVER STOPPER	1	1	1	-	-	-	-	-			
6	83610-MEB-670ZA	COVER, L. SIDE											
	NH196ROSS WHITE	1	-	-	-	-	-	-	-			
	83610-MEB-770ZA	*NH196*.....ROSS WHITE	-	1	1	-	-	-	-	-			
7	90123-KZ4-J40	BOLT, FLANGE, 8X18	2	2	2	-	-	-	-	-			
8	90501-KZ4-J20	COLLAR A	2	2	2	-	-	-	-	-			
9	96001-06014-00	BOLT, FLANGE, 6X14	1	1	1	-	-	-	-	-			
10	96001-06014-00	BOLT, FLANGE, 6X14	1	-	-	-	-	-	-	-			
			-	1	-	-	-	-	-	-	-----	3M100720 CM	
			-	1	-	-	-	-	-	-	-----	3M101290 U	
			-	1	-	-	-	-	-	-	-----	3M103923 ED	
	96001-06018-00	BOLT, FLANGE, 6X18	-	1	-	-	-	-	-	-	3M100721	-----	CM
			-	1	-	-	-	-	-	-	3M101291	-----	U
			-	1	-	-	-	-	-	-	3M103924	-----	ED

F-13-1

SEAT/SIDE COVER (CRF450R5,6,7,8)

11



Ref. No.	L.O.N.	(Relative ref. Number) Description	F.R.T.
2	413150	SEAT	0.1
4	4111H9	COVER, SIDE :RIGHT	0.1
	4111J0	COVER, SIDE :BOTH	0.1
6	4111H8	COVER, SIDE :LEFT	0.1
	4111J0	COVER, SIDE :BOTH	0.1

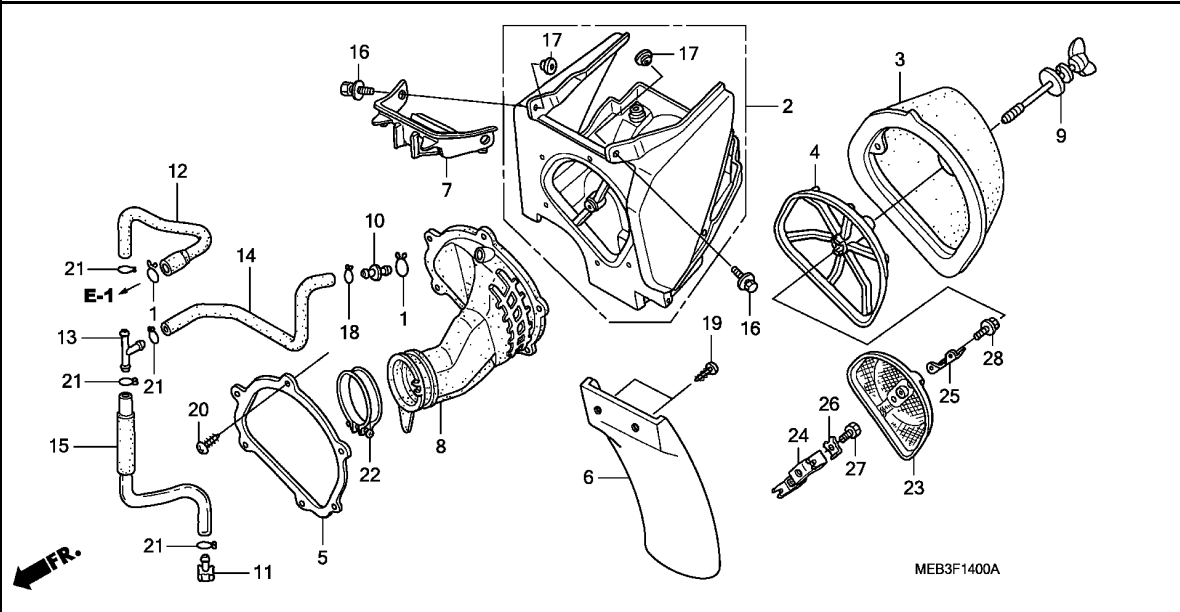
Ref. No.	Part No.	Description	Reqd. QTY								Serial No.	Parts catalogue code
			2	3	CRF450R		6	7	8			
1	50524-KBW-900	RUBBER, STAND STOPPER	-	-	-	2	2	2	2			
2	77100-MEN-730	SEAT COMP.	-	-	-	1	-	-	-			
	77100-MEN-850	-	-	-	-	1	-	-			
	77100-MEN-A00	-	-	-	-	-	1	1			
3	77101-MEN-730	LEATHER COMP., SEAT (NO LETTERS PRINTED)	-	-	-	1	-	-	-			
	77101-MEN-850	-	-	-	-	1	-	-			
	77101-MEN-A00	-	-	-	-	-	1	1			
4	83510-MEN-731	COVER, R. SIDE	-	-	-	1	1	-	-			
	83510-MEN-A00	-	-	-	-	-	1	-			
	83510-MEN-A01	-	-	-	-	-	-	1			
5	83515-KS7-830	RUBBER, SIDE COVER STOPPER ..	-	-	-	1	1	-	1			
	83515-KZ3-700	-	-	-	-	-	-	1			
6	83610-MEN-731	COVER, L. SIDE	-	-	-	1	1	1	1			
7	90102-MEN-710	BOLT, SPECIAL, 8MM	-	-	-	2	2	2	2			
8	90103-MEN-710	BOLT, SPECIAL, 6MM	-	-	-	2	2	2	2			

3

F-14

AIR CLEANER(CRF450R2)

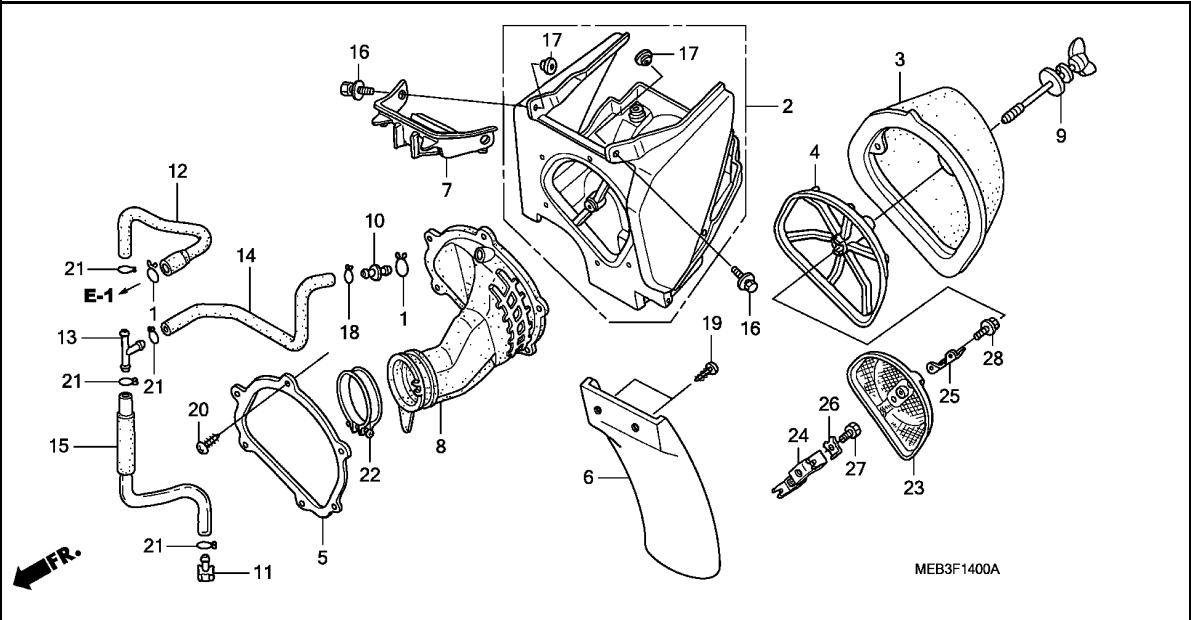
12



Ref. No.	L.O.N.	(Relative ref. Number) Description	F.R.T.
2	3121A5	CASE, AIR CLEANER	0.5
3	312105	ELEMENT, AIR CLEANER	0.2
4		(23)	
	3121A8	BASE, AIR CLEANER ELEMENT	0.1
6	4131A0	MUDGUARD, AIR CLEANER CASE ...	0.1
8	3121B6	TUBE, AIR CLEANER CONNECTING -	0.5

3

Ref. No.	Part No.	Description	Reqd. QTY								Serial No.	Parts catalogue code
			2	3	CRF450R		6	7	8			
1	15771-551-000	CLIP, OIL DRAIN TUBE	2	-	-	-	-	-	-	-		
2	17210-MEB-670	CASE, AIR CLEANER	1	-	-	-	-	-	-	-		
3	17213-MEB-670	ELEMENT, AIR CLEANER	1	-	-	-	-	-	-	-		
4	17215-MEB-671	BASE, ELEMENT	1	-	-	-	-	-	-	-		
5	17217-MEB-670	PLATE, AIR CLEANER CASE FR. .	1	-	-	-	-	-	-	-		
6	17218-KZ3-860	MUDGUARD, AIR CLEANER CASE ..	1	-	-	-	-	-	-	-		
7	17223-MEB-670	VISOR, AIR CLEANER CASE	1	-	-	-	-	-	-	-		
8	17253-MEB-670	TUBE, AIR CLEANER CONNECTING	1	-	-	-	-	-	-	-		
9	17291-MEB-670	BOLT, AIR CLEANER ELEMENT	1	-	-	-	-	-	-	-		
10	17359-MAG-L00	JOINT, BREATHER TUBE	1	-	-	-	-	-	-	-		
11	17370-419-700	PLUG, BREATHER TUBE	1	-	-	-	-	-	-	-		
12	17372-MEB-670	TUBE A, BREATHER	1	-	-	-	-	-	-	-		
13	17373-KC1-J10	JOINT, BREATHER THREE WAY ...	1	-	-	-	-	-	-	-		
14	17374-MEB-670	TUBE B, BREATHER	1	-	-	-	-	-	-	-		
15	17375-MEB-670	TUBE C, BREATHER	1	-	-	-	-	-	-	-		
16	90102-KS6-000	BOLT-WASHER, 6X16	2	-	-	-	-	-	-	-		
17	90506-425-000	WASHER, RR. COVER	2	-	-	-	-	-	-	-		
18	90661-GHB-610	CLAMP B, TUBE, 12.5MM	1	-	-	-	-	-	-	-		
19	93913-15510	SCREW, TAPPING, 5X20	2	-	-	-	-	-	-	-		
20	93913-25180	SCREW, TAPPING, 5X10(PO)	6	-	-	-	-	-	-	-		
21	95002-02120	CLIP, TUBE (B12)	4	-	-	-	-	-	-	-		
22	95018-60251	BAND, AIR CLEANER CONNECTING	1	-	-	-	-	-	-	-		
23	17212-MEB-670	STAY, AIR CLEANER ELEMENT ...	1	-	-	-	-	-	-	-		

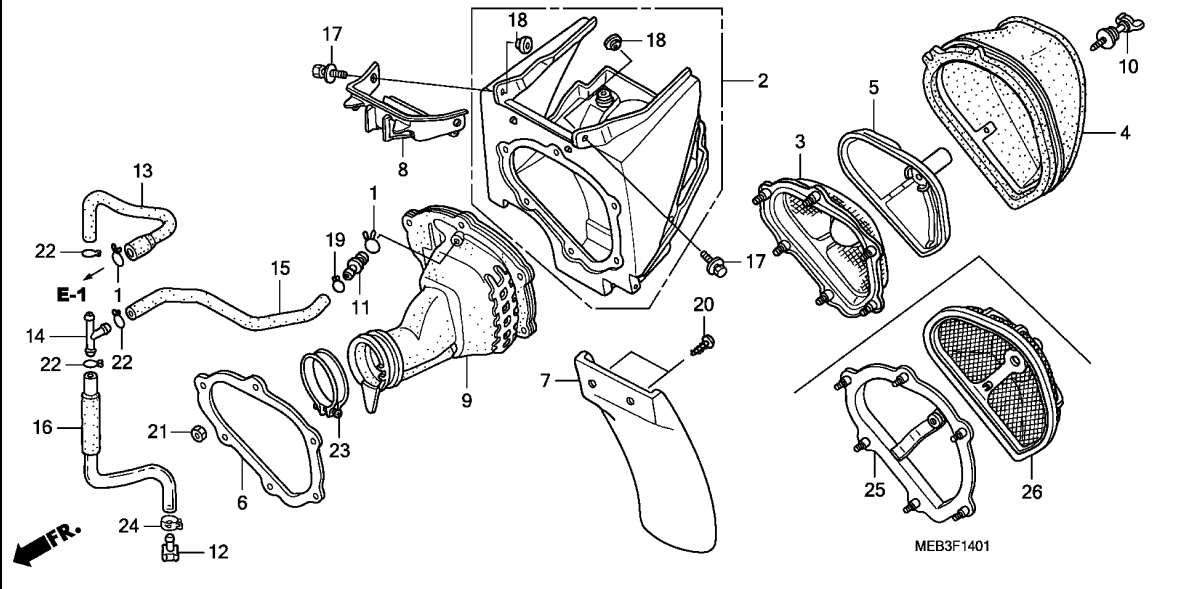


Ref. No.	Part No.	Description	Reqd. QTY								Serial No.	Parts catalogue code
			2	3	CRF450R		6	7	8			
24	17214-MEB-670	STAY SET, AIR CLEANER	1	-	-	-	-	-	-	-		
25	90405-MEB-670	WASHER, SPECIAL, 6MM	1	-	-	-	-	-	-	-		
26	90406-MEB-670	WASHER, LOCK, 6MM	1	-	-	-	-	-	-	-		
27	92101-06016-0A	BOLT, HEX., 6X16	1	-	-	-	-	-	-	-		
28	96001-06010-00	BOLT, FLANGE, 6X10	2	-	-	-	-	-	-	-		

F-14-1

AIR CLEANER(CRF450R3,4)

14



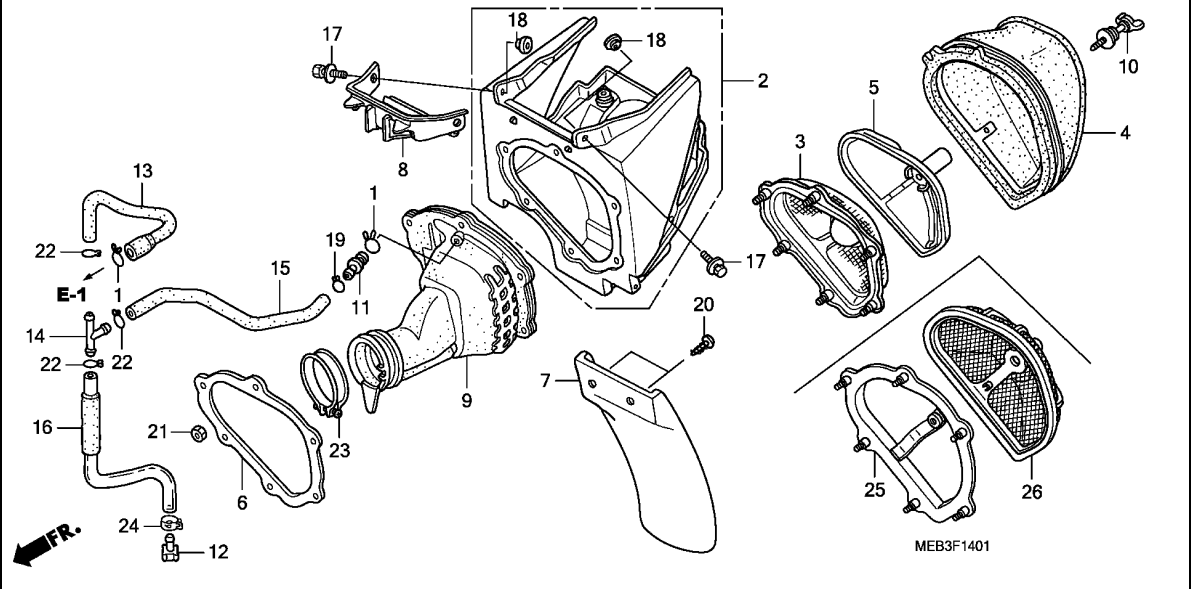
Ref. No.	L.O.N.	(Relative ref. Number) Description	F.R.T.
2	3121A5	CASE, AIR CLEANER	0.5
3		(25)	
4	3121C6	STAY, AIR CLEANER ELEMENT	0.5
5	312105	ELEMENT, AIR CLEANER	0.2
		(26)	
	3121A8	BASE, AIR CLEANER ELEMENT	0.1
7	4131A0	MUDGUARD, AIR CLEANER CASE ...	0.1
9	3121B6	TUBE, AIR CLEANER CONNECTING .	0.5

3

Ref. No.	Part No.	Description	Reqd. QTY								Serial No.	Parts catalogue code
			2	3	CRF450R		6	7	8			
1	15771-551-000	CLIP, OIL DRAIN TUBE	-	2	2	-	-	-	-			
2	17210-MEB-770	CASE, AIR CLEANER	-	1	1	-	-	-	-			
3	17212-MEB-770	STAY, AIR CLEANER ELEMENT ...	-	1	-	-	-	-	-			
4	17213-MEB-770	ELEMENT, AIR CLEANER	-	1	1	-	-	-	-			
5	17214-MEB-770	BASE ASSY., ELEMENT	-	1	-	-	-	-	-			
6	17217-MEB-770	PLATE, AIR CLEANER CASE FR. .	-	1	1	-	-	-	-			
7	17218-KZ3-860	MUDGUARD, AIR CLEANER CASE ..	-	1	1	-	-	-	-			
8	17223-MEB-670	VISOR, AIR CLEANER CASE	-	1	1	-	-	-	-			
9	17253-MEB-770	TUBE, AIR CLEANER CONNECTING	-	1	1	-	-	-	-			
10	17291-MEB-770	BOLT, ELEMENT SETTING	-	1	-	-	-	-	-	-----	3M100720 CM	
			-	1	-	-	-	-	-	-----	3M101290 U	
			-	1	-	-	-	-	-	-----	3M103923 ED	
	17291-MEB-670	BOLT, AIR CLEANER ELEMENT SETTING	-	1	-	-	-	-	-	3M100721	----- CM	
			-	1	-	-	-	-	-	3M101291	----- U	
			-	1	-	-	-	-	-	3M103924	----- ED	
			-	-	1	-	-	-	-			
11	17359-MAG-L00	JOINT, BREATHER TUBE	-	1	1	-	-	-	-			
12	17370-419-700	PLUG, BREATHER TUBE	-	1	1	-	-	-	-			
13	17372-MEB-670	TUBE A, BREATHER	-	1	1	-	-	-	-			
14	17373-KC1-J10	JOINT, BREATHER THREE WAY ...	-	1	1	-	-	-	-			
15	17374-MEB-670	TUBE B, BREATHER	-	1	1	-	-	-	-			
16	17375-MEB-670	TUBE C, BREATHER	-	1	1	-	-	-	-			
17	90102-KS6-000	BOLT-WASHER, 6X16	-	2	2	-	-	-	-			
18	90506-425-000	WASHER, RR. COVER	-	2	2	-	-	-	-			
19	90661-GHB-610	CLAMP B, TUBE, 12.5MM	-	1	1	-	-	-	-			

F-14-1

AIR CLEANER(CRF450R3,4)

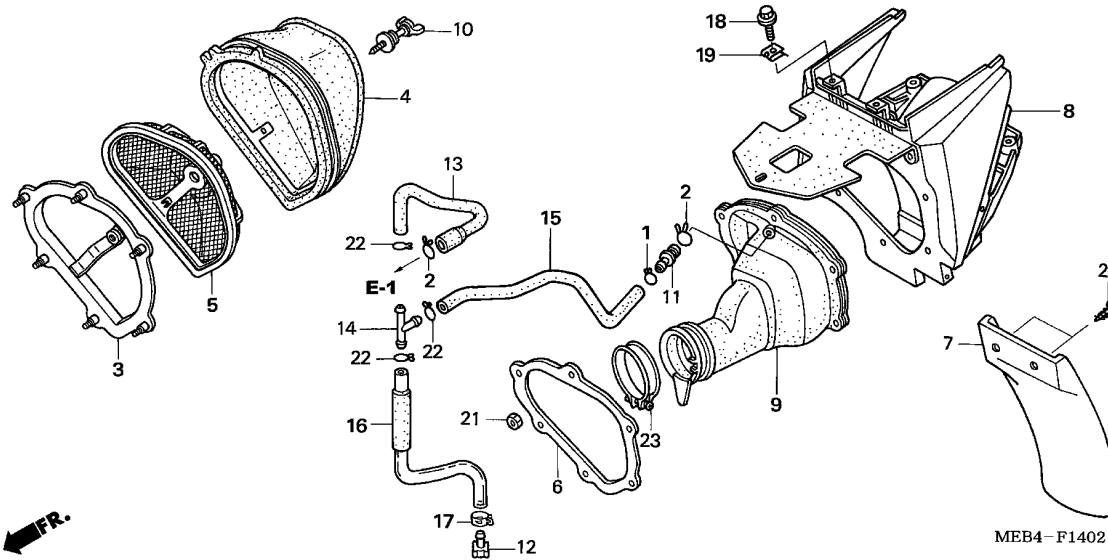


Ref. No.	Part No.	Description	Reqd. QTY								Serial No.	Parts catalogue code
			2	3	CRF450R				7	8		
20	93913-15510	SCREW, TAPPING, 5X20	-	2	2	-	-	-	-	-		
21	94002-05000-0S	NUT, HEX., 5MM	-	6	6	-	-	-	-	-		
22	95002-02120	CLIP, TUBE (B12)	-	3	3	-	-	-	-	-		
23	95018-60251	BAND, AIR CLEANER CONNECTING TUBE (60)	-	1	-	-	-	-	-	-		
	95018-60321	-	1	-	-	-	-	-	-		
24	95002-02120	CLIP, TUBE (B12)	-	1	-	-	-	-	-	-	-----	3M100720 CM
			-	1	-	-	-	-	-	-	-----	3M101290 U
			-	1	-	-	-	-	-	-	-----	3M103923 ED
	43514-KS6-701	CLAMP, MASTER CYLINDER OIL HOSE	-	1	-	-	-	-	-	-	3M100721	----- CM
			-	1	-	-	-	-	-	-	3M101291	----- U
			-	1	-	-	-	-	-	-	3M103924	----- ED
25	17212-MEN-670	STAY, AIR CLEANER ELEMENT	-	-	1	-	-	-	-	-		
26	17214-MEN-670	BASE ASSY., ELEMENT	-	-	1	-	-	-	-	-		

F-14-2

AIR CLEANER (CRF450R5,6,7,8)

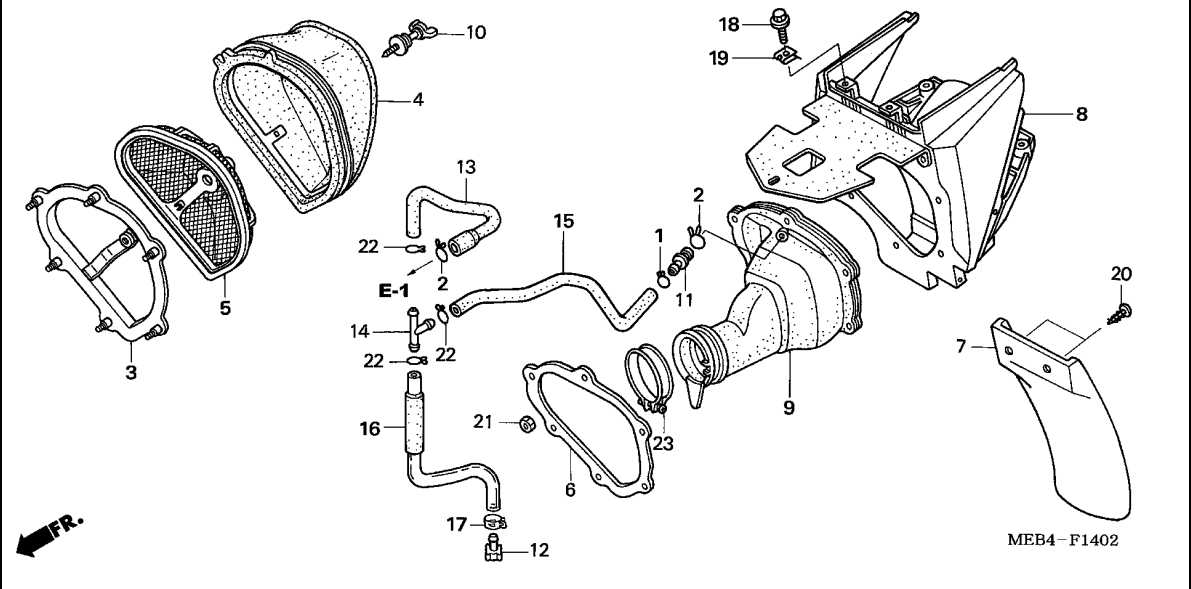
16



Ref. No.	L.O.N.	(Relative ref. Number) Description	F.R.T.
3	3121C6	STAY, AIR CLEANER ELEMENT	0.5
4	3121O5	ELEMENT, AIR CLEANER	0.2
5	3121A8	BASE, AIR CLEANER ELEMENT	0.1
7	4131A0	MUDGUARD, AIR CLEANER CASE ...	0.1
8	3121A5	CASE, AIR CLEANER	0.5
9	3121B6	TUBE, AIR CLEANER CONNECTING -	0.5

3

Ref. No.	Part No.	Description	Reqd. QTY								Serial No.	Parts catalogue code
			2	3	CRF450R		7	8				
1	90661-GHB-610	CLAMP B, TUBE, 12.5MM	-	-	-	1	1	1	-	-	-	-
	15707-634-000	CLIP, OIL DRAIN TUBE	-	-	-	-	-	-	-	-	-	-
2	15771-551-000	CLIP, OIL DRAIN TUBE	-	-	-	2	2	2	2	-	-	-
3	17212-MEN-670	STAY, AIR CLEANER ELEMENT ...	-	-	-	1	1	1	1	-	-	-
4	17213-MEB-770	ELEMENT, AIR CLEANER	-	-	-	1	1	-	-	-	-	-
	17213-KRN-850	-	-	-	-	-	1	-	-----	7M501310 U	-
			-	-	-	-	-	1	-	-----	7M502417 ED	-
			-	-	-	-	-	1	-	-----	ED/A,ED/B,U/A,U/B	-
			-	-	-	-	-	1	-	7M501311	-----	U
			-	-	-	-	-	1	-	7M502418	-----	ED
5	17214-MEN-670	BASE ASSY., ELEMENT	-	-	-	1	1	1	1	-	-	-
6	17217-MEB-770	PLATE, AIR CLEANER CASE FR. .	-	-	-	1	1	1	1	-	-	-
7	17218-KZ3-860	MUDGUARD, AIR CLEANER CASE ..	-	-	-	1	1	1	1	-	-	-
8	17250-MEN-731	CASE COMP., AIR CLEANER	-	-	-	1	-	-	-	-	-	-
	17250-MEN-850	-	-	-	-	-	1	1	1	-	-
9	17253-MEN-730	TUBE, AIR CLEANER CONNECTING	-	-	-	1	1	1	1	-	-	-
10	17291-MEB-670	BOLT, AIR CLEANER ELEMENT SETTING	-	-	-	1	1	1	1	-	-	-
11	17359-MAG-L00	JOINT, BREATHER TUBE	-	-	-	1	1	1	1	-	-	-
12	17370-419-700	PLUG, BREATHER TUBE	-	-	-	1	1	1	1	-	-	-
13	17372-MEB-670	TUBE A, BREATHER	-	-	-	1	1	1	-	-	-	-
	17372-MEN-A10	-	-	-	-	-	-	-	-	-	1
14	17373-KC1-J10	JOINT, BREATHER THREE WAY ...	-	-	-	1	1	1	1	-	-	-
15	17374-MEN-730	TUBE B, BREATHER	-	-	-	1	1	1	-	-	-	-
	17374-MEN-A10	-	-	-	-	-	-	-	-	-	1

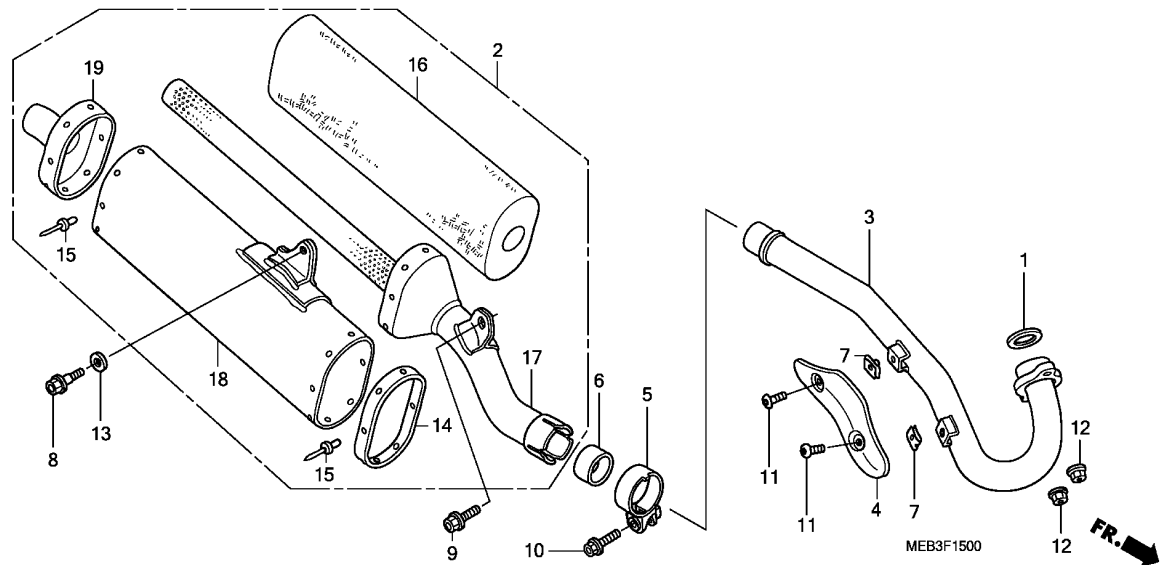


Ref. No.	Part No.	Description	Reqd. QTY								Serial No.	Parts catalogue code
			2	3	CRF450R		6	7	8			
16	17375-MEB-670	TUBE C, BREATHER	-	-	-	1	1	1	1			
17	43514-KS6-701	CLAMP, MASTER CYLINDER OIL HOSE	-	-	-	1	1	1	1			
18	90004-GHB-630	BOLT, FLANGE, 6X16(NSHF)	-	-	-	2	2	2	2			
19	90305-GK8-000	NUT, CLIP, 6MM	-	-	-	2	2	2	2			
20	93913-15510	SCREW, TAPPING, 5X20	-	-	-	2	2	2	2			
21	94002-05000-0S	NUT, HEX., 5MM	-	-	-	6	6	6	6			
22	95002-02120	CLIP, TUBE (B12)	-	-	-	3	3	3	3			
23	95018-60321	BAND, AIR CLEANER CONNECTING TUBE (60)	-	-	-	1	1	1	1			

F-15

EXHAUST MUFFLER (CRF450R2-CM)

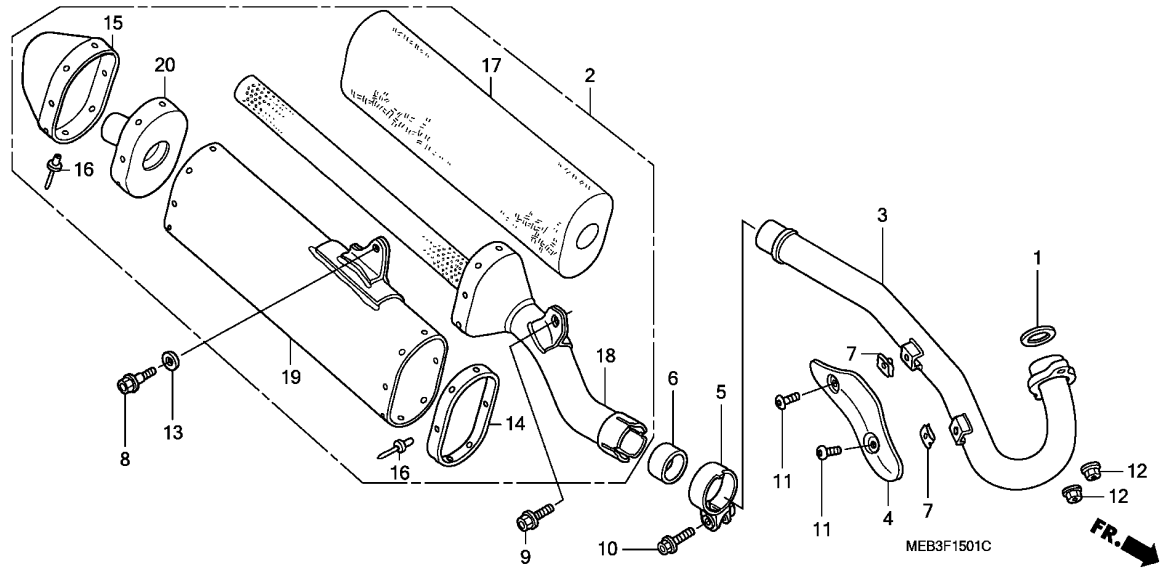
18



Ref. No.	L.O.N.	(Relative ref. Number) Description	F.R.T.
1	3131B4	GASKET, EXHAUST PIPE	0.2
2		(6)	
3	313120	MUFFLER	0.1
3	313110	PIPE, EXHAUST	0.2
4	3131A6	PROTECTOR, EXHAUST PIPE	0.1
16	3131C3	WOOL, GLASS	0.5
17	3131F1	MUFFLER :FRONT	0.9
	3131D6	MUFFLER :BOTH	0.9
18	3131F0	BODY, MUFFLER	0.9
19	3131G2	MUFFLER :REAR	0.5
	3131D6	MUFFLER :BOTH	0.9

3

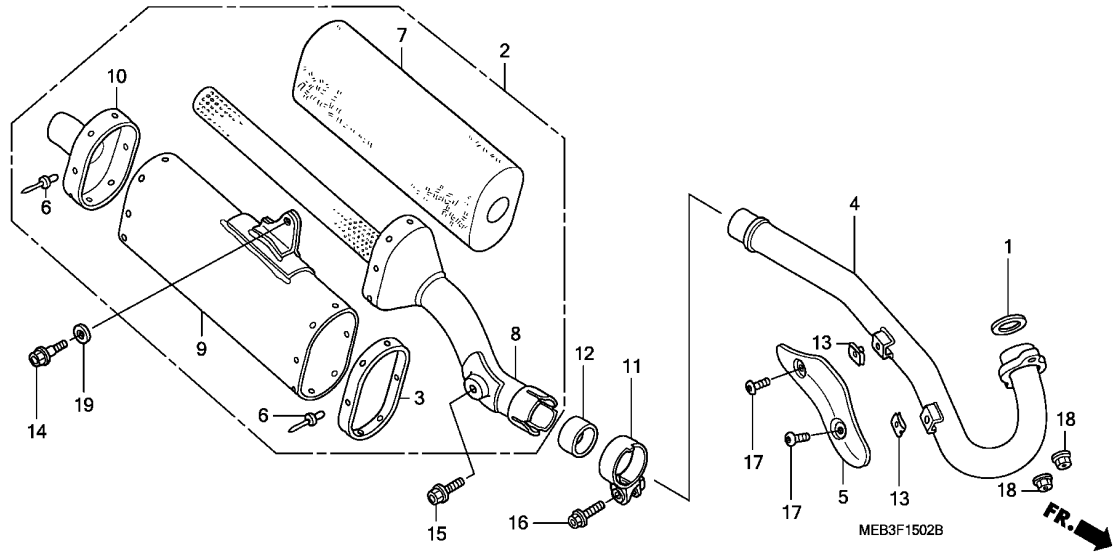
Ref. No.	Part No.	Description	Reqd. QTY								Serial No.	Parts catalogue code
			2	3	CRF450R		7	8				
1	18291-MEB-670	GASKET, EX. PIPE	1	-	-	-	-	-	-	-	-	CM
2	18310-MEB-670	MUFFLER COMP. (98DB)	1	-	-	-	-	-	-	-	-	CM
3	18320-MEB-670	PIPE COMP., EX.	1	-	-	-	-	-	-	-	-	CM
4	18323-MEB-670	PROTECTOR, EX. PIPE	1	-	-	-	-	-	-	-	-	CM
5	18376-MG7-000	BAND, L. RR. MUFFLER	1	-	-	-	-	-	-	-	-	CM
6	18392-MEB-670	PACKING, MUFFLER	1	-	-	-	-	-	-	-	-	CM
7	19508-KA3-710	NUT, SPRING, 6MM	2	-	-	-	-	-	-	-	-	CM
8	90121-KZ4-J40	BOLT, FLANGE, 8X25	1	-	-	-	-	-	-	3M100720	-	CM
	90101-KZ3-J50	BOLT, FLANGE, 8X24	1	-	-	-	-	-	-	3M100721	-	CM
9	90123-KZ4-J40	BOLT, FLANGE, 8X18	1	-	-	-	-	-	-	-	-	CM
10	90124-KZ4-J40	BOLT, FLANGE, 8X35	1	-	-	-	-	-	-	-	-	CM
11	90170-MEB-670	BOLT, SPECIAL, 6MM	2	-	-	-	-	-	-	-	-	CM
12	94050-08000	NUT, FLANGE, 8MM	2	-	-	-	-	-	-	-	-	CM
13	94103-08000	WASHER, PLAIN, 8MM	1	-	-	-	-	-	-	-	-	CM
14	18311-MEB-670	BAND, FR. MUFFLER BODY	1	-	-	-	-	-	-	-	-	CM
15	18324-MEB-670	RIVET, BLIND, 4.8	16	-	-	-	-	-	-	-	-	CM
16	18336-MEB-670	WOOL COMP., GLASS	1	-	-	-	-	-	-	-	-	CM
17	18350-MEB-670	MUFFLER COMP., FR. (98DB)	1	-	-	-	-	-	-	-	-	CM
18	18351-MEB-670	BODY COMP., MUFFLER	1	-	-	-	-	-	-	-	-	CM
19	18352-MEB-670	MUFFLER COMP., RR. (98DB)	1	-	-	-	-	-	-	-	-	CM



Ref. No.	L.O.N.	(Relative ref. Number) Description	F.R.T.
1	3131B4	GASKET, EXHAUST PIPE	0.2
2		(6)	
	313120	MUFFLER	0.1
3	313110	PIPE, EXHAUST	0.2
4	3131A6	PROTECTOR, EXHAUST PIPE	0.1
15	3131F2	CAP, MUFFLER END	0.5
17	3131C3	WOOL, GLASS	0.5
18	3131F1	MUFFLER :FRONT	0.9
	3131D6	MUFFLER :BOTH	0.9
19	3131F0	BODY, MUFFLER	0.9
20	3131G2	MUFFLER :REAR	0.5
	3131D6	MUFFLER :BOTH	0.9

Ref. No.	Part No.	Description	Reqd. QTY								Serial No.	Parts catalogue code
			2	3	4	5	6	7	8	CRF450R		
1	18291-MEB-670	GASKET, EX. PIPE	1	-	-	-	-	-	-	-	-	ED,U
2	18310-MEB-640	MUFFLER COMP. (98DB)	1	-	-	-	-	-	-	-	-	ED,U
3	18320-MEB-670	PIPE COMP., EX.	1	-	-	-	-	-	-	-	-	ED,U
4	18323-MEB-670	PROTECTOR, EX. PIPE	1	-	-	-	-	-	-	-	-	ED,U
5	18376-MG7-000	BAND, L. RR. MUFFLER	1	-	-	-	-	-	-	-	-	ED,U
6	18392-MEB-670	PACKING, MUFFLER	1	-	-	-	-	-	-	-	-	ED,U
7	19508-KA3-710	NUT, SPRING, 6MM	2	-	-	-	-	-	-	-	-	ED,U
8	90121-KZ4-J40	BOLT, FLANGE, 8X25	1	-	-	-	-	-	-	-	-	ED,U
9	90123-KZ4-J40	BOLT, FLANGE, 8X18	1	-	-	-	-	-	-	-	-	ED,U
10	90124-KZ4-J40	BOLT, FLANGE, 8X35	1	-	-	-	-	-	-	-	-	ED,U
11	90170-MEB-670	BOLT, SPECIAL, 6MM	2	-	-	-	-	-	-	-	-	ED,U
12	94050-08000	NUT, FLANGE, 8MM	2	-	-	-	-	-	-	-	-	ED,U
13	94103-08000	WASHER, PLAIN, 8MM	1	-	-	-	-	-	-	-	-	ED,U
14	18311-MEB-670	BAND, FR. MUFFLER BODY	1	-	-	-	-	-	-	-	-	ED,U
15	18312-MEB-640	CAP, END	1	-	-	-	-	-	-	-	-	ED,U
16	18324-MEB-670	RIVET, BLIND, 4.8	16	-	-	-	-	-	-	-	-	ED,U
17	18336-MEB-670	WOOL COMP., GLASS	1	-	-	-	-	-	-	-	-	ED,U
18	18350-MEB-670	MUFFLER COMP., FR. (98DB)	1	-	-	-	-	-	-	-	-	ED,U
19	18351-MEB-640	BODY COMP., MUFFLER	1	-	-	-	-	-	-	-	-	ED,U
20	18352-MEB-641	MUFFLER COMP., RR. (98DB)	1	-	-	-	-	-	-	-	-	ED,U

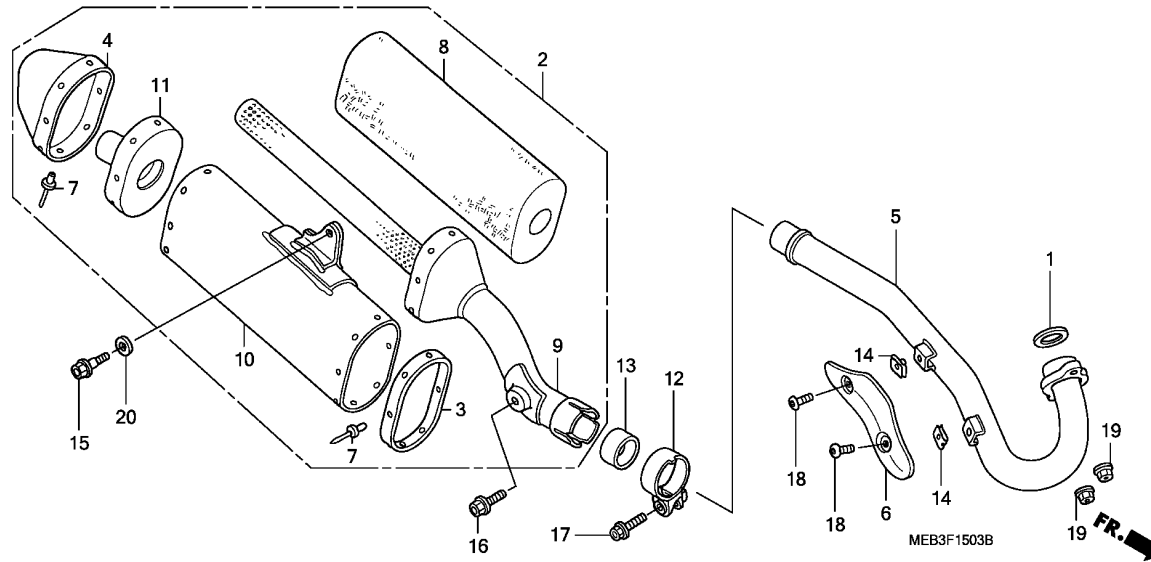




Ref. No.	L.O.N.	(Relative ref. Number) Description	F.R.T.
1	3131B4	GASKET, EXHAUST PIPE	0.2
2		(12)	
	313120	MUFFLER	0.1
4	313110	PIPE, EXHAUST	0.2
5	3131A6	PROTECTOR, EXHAUST PIPE	0.1
7	3131C3	WOOL, GLASS	0.5
8	3131F1	MUFFLER :FRONT	0.9
	3131D6	MUFFLER :BOTH	0.9
9	3131F0	BODY, MUFFLER	0.9
10	3131G2	MUFFLER :REAR	0.5
	3131D6	MUFFLER :BOTH	0.9

3

Ref. No.	Part No.	Description	Reqd. QTY								Serial No.	Parts catalogue code
			2	3	CRF450R		6	7	8			
1	18291-MEB-670	GASKET, EX. PIPE	-	1	-	-	-	-	-	-	-	CM
2	18310-MEB-770	MUFFLER COMP. (98DB)	-	1	-	-	-	-	-	-	-	CM
3	18311-MEB-670	BAND, FR. MUFFLER BODY	-	1	-	-	-	-	-	-	-	CM
4	18320-MEB-671	PIPE COMP., EX.	-	1	-	-	-	-	-	-	-	CM
5	18323-MEB-670	PROTECTOR, EX. PIPE	-	1	-	-	-	-	-	-	-	CM
6	18324-MEB-670	RIVET, BLIND, 4.8	-	16	-	-	-	-	-	-	-	CM
7	18336-MEB-770	WOOL COMP., GLASS (50)	-	1	-	-	-	-	-	-	-	CM
8	18350-MEB-770	MUFFLER COMP., FR. (98DB)	-	1	-	-	-	-	-	-	-	CM
9	18351-MEB-770	BODY COMP., MUFFLER	-	1	-	-	-	-	-	-	-	CM
10	18352-MEB-670	MUFFLER COMP., RR. (98DB)	-	1	-	-	-	-	-	-	-	CM
11	18376-MG7-000	BAND, L. RR. MUFFLER	-	1	-	-	-	-	-	-	-	CM
12	18392-MEB-670	PACKING, MUFFLER	-	1	-	-	-	-	-	-	-	CM
13	19508-KA3-710	NUT, SPRING, 6MM	-	2	-	-	-	-	-	-	-	CM
14	90121-KZ4-J40	BOLT, FLANGE, 8X25	-	1	-	-	-	-	-	3M100720	-	CM
	90101-KZ3-J50	BOLT, FLANGE, 8X24	-	1	-	-	-	-	-	3M100721	-	CM
15	90123-KZ4-J40	BOLT, FLANGE, 8X18	-	1	-	-	-	-	-	-	-	CM
16	90124-MEB-770	BOLT, FLANGE, 8X32	-	1	-	-	-	-	-	-	-	CM
17	90170-MEB-670	BOLT, SPECIAL, 6MM	-	2	-	-	-	-	-	-	-	CM
18	94050-08000	NUT, FLANGE, 8MM	-	2	-	-	-	-	-	-	-	CM
19	94103-08000	WASHER, PLAIN, 8MM	-	1	-	-	-	-	-	-	-	CM



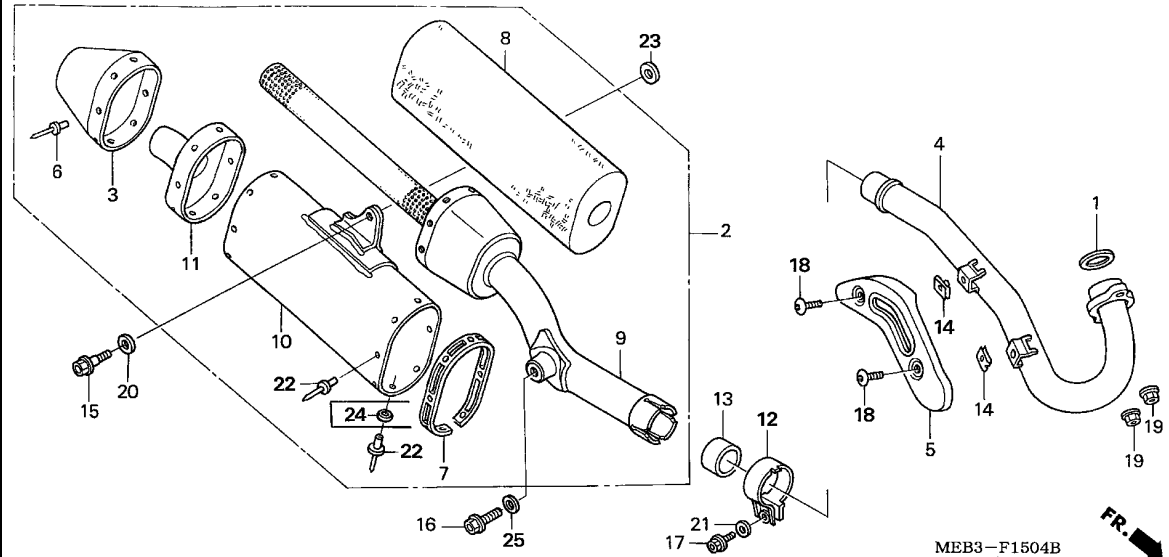
Ref. No.	L.O.N.	(Relative ref. Number) Description	F.R.T.
1	3131B4	GASKET, EXHAUST PIPE	0.2
2		(13)	
	313120	MUFFLER	0.1
4	3131F2	CAP, MUFFLER END	0.5
5	313110	PIPE, EXHAUST	0.2
6	3131A6	PROTECTOR, EXHAUST PIPE	0.1
8	3131C3	WOOL, GLASS	0.5
9	3131F1	MUFFLER :FRONT	0.9
	3131D6	MUFFLER :BOTH	0.9
10	3131F0	BODY, MUFFLER	0.9
11	3131G2	MUFFLER :REAR	0.5
	3131D6	MUFFLER :BOTH	0.9

Ref. No.	Part No.	Description	Reqd. QTY								Serial No.	Parts catalogue code
			2	3	4	5	6	7	8			
1	18291-MEB-670	GASKET, EX. PIPE	-	1	-	-	-	-	-	-	ED,U	
2	18310-MEB-630	MUFFLER COMP. (98DB)	-	1	-	-	-	-	-	-	ED,U	
3	18311-MEB-670	BAND, FR. MUFFLER BODY	-	1	-	-	-	-	-	-	ED,U	
4	18312-MEB-640	CAP, END	-	1	-	-	-	-	-	-	ED,U	
5	18320-MEB-671	PIPE COMP., EX.	-	1	-	-	-	-	-	-	ED,U	
6	18323-MEB-670	PROTECTOR, EX. PIPE	-	1	-	-	-	-	-	-	ED,U	
7	18324-MEB-670	RIVET, BLIND, 4.8	-	16	-	-	-	-	-	-	ED,U	
8	18336-MEB-770	WOOL COMP., GLASS (50)	-	1	-	-	-	-	-	-	ED,U	
9	18350-MEB-770	MUFFLER COMP., FR. (98DB)	-	1	-	-	-	-	-	-	ED,U	
10	18351-MEB-630	BODY COMP., MUFFLER	-	1	-	-	-	-	-	-	ED,U	
11	18352-MEB-641	MUFFLER COMP., RR. (98DB) ...	-	1	-	-	-	-	-	-	ED,U	
12	18376-MG7-000	BAND, L. RR. MUFFLER	-	1	-	-	-	-	-	-	ED,U	
13	18392-MEB-670	PACKING, MUFFLER	-	1	-	-	-	-	-	-	ED,U	
14	19508-KA3-710	NUT, SPRING, 6MM	-	2	-	-	-	-	-	-	ED,U	
15	90121-KZ4-J40	BOLT, FLANGE, 8X25	-	1	-	-	-	-	-	3M101290	U	
			-	1	-	-	-	-	-	3M103923	ED	
	90101-KZ3-J50	BOLT, FLANGE, 8X24	-	1	-	-	-	-	-	3M101291	U	
			-	1	-	-	-	-	-	3M103924	ED	
16	90123-KZ4-J40	BOLT, FLANGE, 8X18	-	1	-	-	-	-	-	-	ED,U	
17	90124-MEB-770	BOLT, FLANGE, 8X32	-	1	-	-	-	-	-	-	ED,U	
18	90170-MEB-670	BOLT, SPECIAL, 6MM	-	2	-	-	-	-	-	-	ED,U	
19	94050-08000	NUT, FLANGE, 8MM	-	2	-	-	-	-	-	-	ED,U	
20	94103-08000	WASHER, PLAIN, 8MM	-	1	-	-	-	-	-	-	ED,U	

F-15-4

EXHAUST MUFFLER (CRF450R4,5)

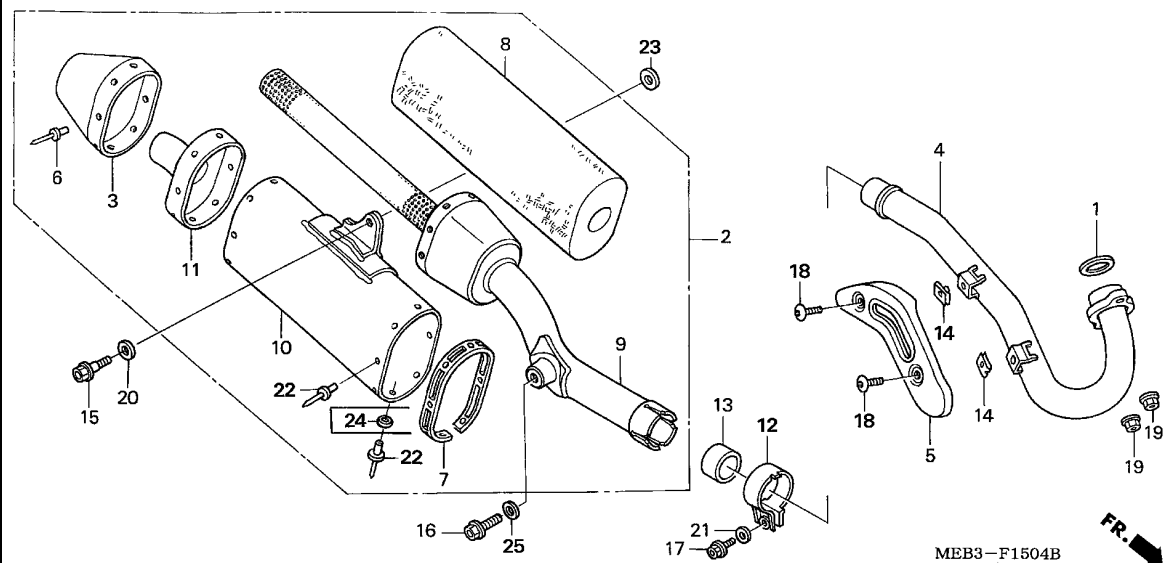
I12



Ref. No.	L.O.N.	(Relative ref. Number) Description	F.R.T.
1	3131B4	GASKET, EXHAUST PIPE	0.2
2		(13)	
2	313120	MUFFLER	0.1
3	3131F2	CAP, MUFFLER END	0.5
4	313110	PIPE, EXHAUST	0.2
5	3131A6	PROTECTOR, EXHAUST PIPE	0.1
8	3131C3	WOOL, GLASS	0.5
9	3131F1	MUFFLER :FRONT	0.9
	3131D6	MUFFLER :BOTH	0.9
10	3131F0	BODY, MUFFLER	0.9
11	3131G2	MUFFLER :REAR	0.5
	3131D6	MUFFLER :BOTH	0.9

3

Ref. No.	Part No.	Description	Reqd. QTY								Serial No.	Parts catalogue code
			2	3	CRF450R		6	7	8			
1	18291-MEB-670	GASKET, EX. PIPE	-	-	1	1	-	-	-	-		
2	18310-MEN-670	MUFFLER COMP. (98DB)	-	-	1	-	-	-	-	-		
	18310-MEN-730	-	-	-	1	-	-	-	-	5M300153	ED
	18310-MEN-731	-	-	-	1	-	-	-	-	5M300154	ED/A,ED/B,U,U/A,U/B
3	18318-MEN-670	CAP, END	-	-	1	-	-	-	-	-		
	18338-MEN-730	-	-	-	1	-	-	-	-		
4	18320-MEN-670	PIPE COMP., EX.	-	-	1	-	-	-	-	-		
	18320-MEN-730	-	-	-	1	-	-	-	-		
5	18323-MEN-670	PROTECTOR, EX. PIPE	-	-	1	-	-	-	-	-		
	18323-MEN-730	-	-	-	1	-	-	-	-		
6	18324-MEB-670	RIVET, BLIND, 4.8	-	-	8	8	-	-	-	-		
7	18329-MEN-670	BAND, FR. MUFFLER BODY	-	-	1	1	-	-	-	-		
8	18336-MEN-670	WOOL COMP., GLASS	-	-	1	1	-	-	-	-		
9	18350-MEN-670	MUFFLER COMP., FR. (98DB)	-	-	1	-	-	-	-	-		
	18350-MEN-730	-	-	-	1	-	-	-	-		
10	18351-MEN-670	BODY COMP., MUFFLER (98DB) ..	-	-	1	-	-	-	-	-		
	18351-MEN-730	-	-	-	1	-	-	-	-	5M300153	ED
	18351-MEN-731	-	-	-	1	-	-	-	-	5M300154	ED/A,ED/B,U,U/A,U/B
		-	-	-	1	-	-	-	-	5M300154	ED
11	18352-MEN-670	MUFFLER COMP., RR. (98DB) ...	-	-	1	-	-	-	-	-		
	18352-MEN-730	-	-	-	1	-	-	-	-		
12	18375-MEN-670	BAND, RR. MUFFLER	-	-	1	1	-	-	-	-		
13	18392-MEB-670	PACKING, MUFFLER	-	-	1	1	-	-	-	-		
14	19508-KA3-710	NUT, SPRING, 6MM	-	-	2	2	-	-	-	-		
15	90101-KZ3-J50	BOLT, FLANGE, 8X24	-	-	1	1	-	-	-	-		



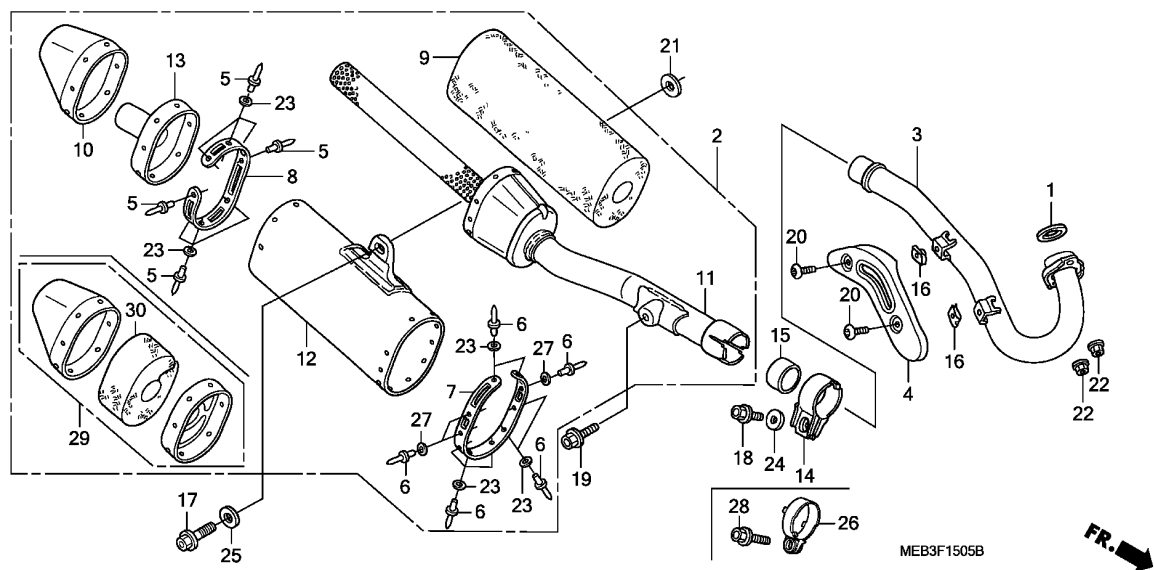
Ref. No.	Part No.	Description	Reqd. QTY								Serial No.	Parts catalogue code
			2	3	CRF450R		6	7	8			
16	90123-KZ4-J40	BOLT, FLANGE, 8X18	-	-	1	-	-	-	-	-		
	90125-KZ4-J40	BOLT, FLANGE, 8X22	-	-	1	-	-	-	-	-		
17	90123-MEN-670	BOLT, FLANGE, 8X16	-	-	1	1	-	-	-	-		
18	90170-MEB-670	BOLT, SPECIAL, 6MM	-	-	2	2	-	-	-	-		
19	94050-08000	NUT, FLANGE, 8MM	-	-	2	2	-	-	-	-		
20	94103-08000	WASHER, PLAIN, 8MM	-	-	1	1	-	-	-	-		
21	94102-08800	WASHER, PLAIN, 8MM	-	-	1	1	-	-	-	-		
22	18324-MEB-670	RIVET, BLIND, 4.8	-	-	8	-	-	-	-	-		
	18331-MJ6-003	-	-	8	-	-	-	-	-		
23	90514-MEN-730	WASHER, RR. MUFFLER	-	-	1	-	-	-	-	-		
24	94101-05000	WASHER, PLAIN, 5MM	-	-	3	-	-	-	-	-		
25	90505-KY4-900	WASHER, PLAIN, 8MM	-	-	1	-	-	-	-	-		



F-15-5

EXHAUST MUFFLER (CRF450R6,7,8)

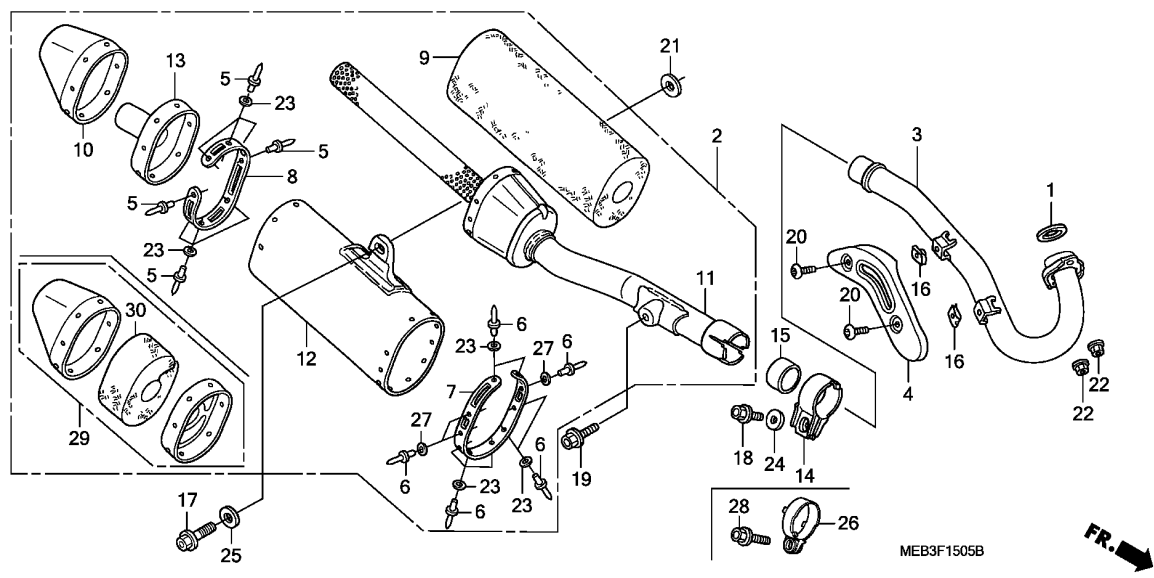
I14



Ref. No.	L.O.N.	(Relative ref. Number) Description	F.R.T.
1	3131B4	GASKET, EXHAUST PIPE	0.2
2		(15)	
	313120	MUFFLER	0.1
3	313110	PIPE, EXHAUST	0.2
4	3131A6	PROTECTOR, EXHAUST PIPE	0.1
9		(30)	
	3131C3	WOOL, GLASS	0.5
10		(29)	
	3131F2	CAP, MUFFLER END	0.5
11	3131F1	MUFFLER :FRONT	0.9
	3131D6	MUFFLER :BOTH	0.9
12	3131F0	BODY, MUFFLER	0.9
13	3131G2	MUFFLER :REAR	0.5
	3131D6	MUFFLER :BOTH	0.9

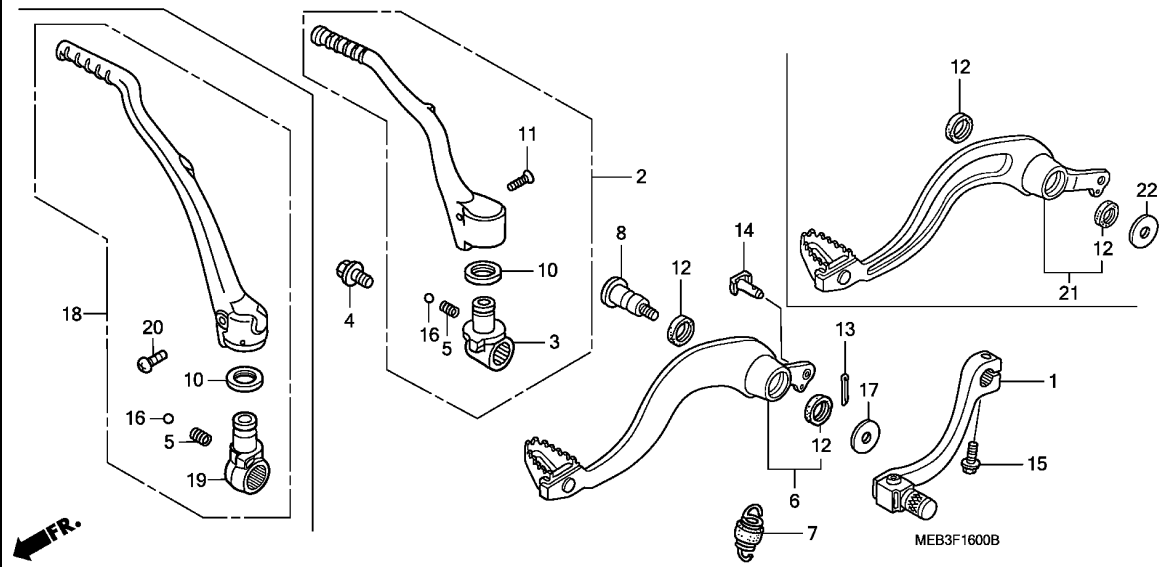
3

Ref. No.	Part No.	Description	Reqd. QTY								Serial No.	Parts catalogue code
			2	3	CRF450R		6	7	8			
1	18291-MEB-670	GASKET, EX. PIPE	-	-	-	-	1	1	1			
2	18310-MEN-860	MUFFLER COMP. (96DB)	-	-	-	-	1	-	-			
	18310-MEN-E00	-	-	-	-	1	-	-			
	18310-MEN-E10	MUFFLER COMP. (94DB)	-	-	-	-	-	-	1			
3	18320-MEN-850	PIPE COMP., EX.	-	-	-	-	1	1	-			
	18320-MEN-E10	-	-	-	-	-	-	1			
4	18323-MEN-730	PROTECTOR, EX. PIPE	-	-	-	-	1	1	1			
5	18324-MEN-840	RIVET, BLIND, 6.4	-	-	-	-	8	8	8			
6	18328-MEN-850	RIVET, BLIND, 4.8	-	-	-	-	10	10	10			
7	18329-MEN-850	BAND, FR. MUFFLER BODY	-	-	-	-	1	1	1			
8	18330-MEN-840	BAND, RR. MUFFLER BODY	-	-	-	-	1	1	1			
9	18336-MEN-670	WOOL COMP., GLASS	-	-	-	-	1	1	-			
	18336-MEN-E10	-	-	-	-	-	-	1			
10	18338-MEN-730	CAP, END	-	-	-	-	1	-	-			
	18338-MEN-A00	-	-	-	-	-	1	-			
11	18350-MEN-860	MUFFLER COMP., FR. (96DB) ...	-	-	-	-	1	-	-			
	18350-MEN-E00	-	-	-	-	-	1	-			
	18350-MEN-E10	MUFFLER COMP., FR. (94DB) ...	-	-	-	-	-	-	1			
12	18351-MEN-860	BODY COMP., MUFFLER	-	-	-	-	1	-	-			
	18351-MEN-E00	-	-	-	-	-	1	-			
	18351-MEN-E10	-	-	-	-	-	-	1			
13	18352-MEN-860	MUFFLER COMP., RR. (96DB) ...	-	-	-	-	1	-	-			
	18352-MEN-E00	-	-	-	-	-	1	-			
14	18375-MEN-670	BAND, RR. MUFFLER	-	-	-	-	1	-	-			
15	18392-MEY-670	PACKING, MUFFLER	-	-	-	-	1	1	1			
16	19508-KA3-710	NUT, SPRING, 6MM	-	-	-	-	2	2	2			



Ref. No.	Part No.	Description	Reqd. QTY								Serial No.	Parts catalogue code
			2	3	CRF450R		6	7	8			
17	90101-KZ3-J50	BOLT, FLANGE, 8X24	-	-	-	-	1	1	1			
18	90123-MEN-670	BOLT, FLANGE, 8X16	-	-	-	-	1	-	-			
19	90123-MEN-730	BOLT, 8X18	-	-	-	-	1	1	1			
20	90170-MEB-670	BOLT, SPECIAL, 6MM	-	-	-	-	2	2	2			
21	90514-MEN-730	WASHER, RR. MUFFLER	-	-	-	-	1	1	1			
22	94050-08000	NUT, FLANGE, 8MM	-	-	-	-	2	2	2			
23	94101-05000	WASHER, PLAIN, 5MM	-	-	-	-	13	13	13			
24	94101-08800	WASHER, PLAIN, 8MM	-	-	-	-	1	-	-			
25	94103-08000	WASHER, PLAIN, 8MM	-	-	-	-	1	1	1			
26	18375-MEN-A00	BAND, MUFFLER JOINT	-	-	-	-	-	1	1			
27	94101-05000	WASHER, PLAIN, 5MM	-	-	-	-	-	3	3			
28	90124-MEN-A00	BOLT, 8X30	-	-	-	-	-	1	1			
29	18338-MEN-E10	CAP, END	-	-	-	-	-	-	1			
30	18345-MEN-E10	PACK B, GLASS WOOL	-	-	-	-	-	-	1			

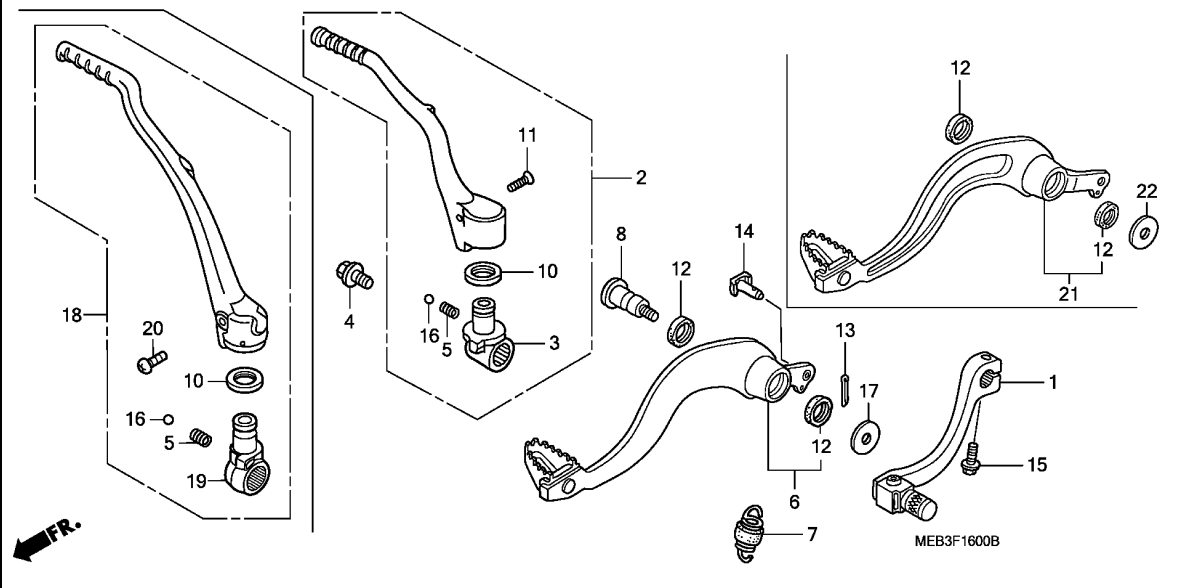




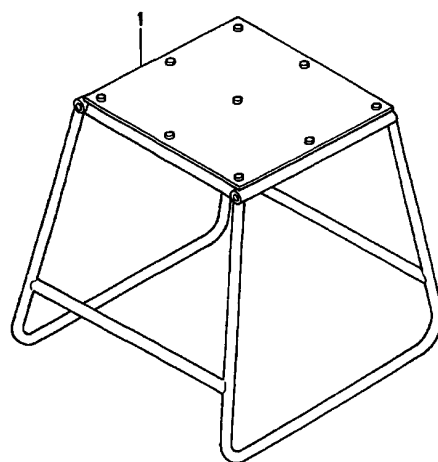
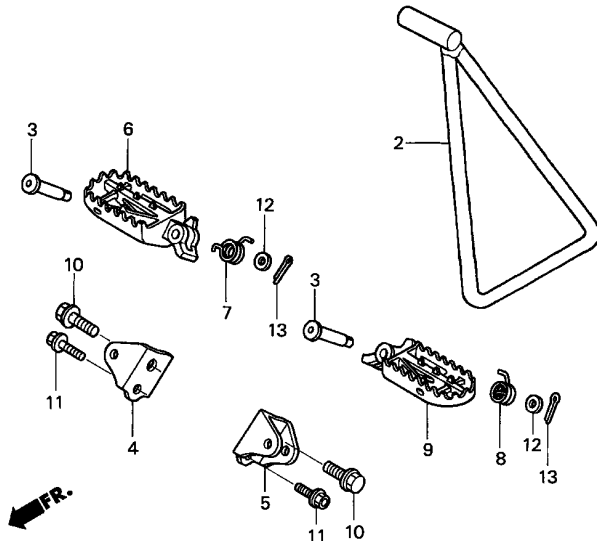
Ref. No.	L.O.N.	(Relative ref. Number) Description	F.R.T.
1	4101A1	PEDAL, GEAR CHANGE (18)	0.1
2	112107	ARM, KICK STARTER (21)	0.1
6	810160	PEDAL, REAR BRAKE	0.2

3

Ref. No.	Part No.	Description	Reqd. QTY								Serial No.	Parts catalogue code
			2	3	4	5	6	7	8			
1	24700-MEB-670	PEDAL COMP., CHANGE	1	-	-	-	-	-	-	-	-	-
	24700-MEB-770	-	1	-	-	-	-	-	-	-	U
	24700-MEB-771	-	1	-	-	-	-	-	-	-	CM,ED
	24700-MEN-730	-	-	-	1	1	-	-	-	-	-
	24700-MEN-A00	-	-	-	-	-	1	1	-	-	-
2	28300-MEB-670	ARM ASSY., KICK STARTER	1	1	1	-	-	-	-	-	-	-
	28300-MEB-671	-	-	-	1	-	-	-	-	-	-
3	28302-MEB-670	JOINT, KICK ARM	1	1	1	-	-	-	-	-	-	-
	28302-MEB-671	-	-	-	1	-	-	-	-	-	-
4	28306-KAE-770	BOLT, KICK JOINT	1	1	-	-	-	-	-	-	-	-
	28306-MEN-670	-	-	1	1	1	1	1	1	1	-
5	28333-KK0-000	SPRING, KICK STARTER	1	1	1	1	1	1	1	1	1	-
6	46510-MEB-670	PEDAL COMP., RR. BRAKE	1	1	-	-	-	-	-	-	-	-
	46510-MEN-670	-	-	1	-	-	-	-	-	-	-
7	46511-KZ4-J00	SPRING ASSY., RR. BRAKE RETURN	1	1	1	1	1	1	1	1	1	-
8	46513-KZ4-J20	SHAFT, BRAKE PIVOT	1	1	1	-	-	-	-	-	-	-
	46513-KRN-730	-	-	-	1	1	1	1	1	1	-
10	46525-KK0-003	DUST SEAL, 17X20X2.5	1	1	1	1	1	1	1	1	1	-
11	90101-MAC-680	BOLT, KICK ARM	1	1	1	1	-	-	-	-	-	-
12	91251-444-000	DUST SEAL, 15X20X2.5	2	2	2	2	2	2	2	2	2	-
13	94201-20120	PIN, SPLIT, 2.0X12	1	1	1	1	1	1	1	1	1	-
14	95015-54000	PIN D, JOINT	1	1	1	1	1	1	1	1	1	-
15	96001-06022-00	BOLT, FLANGE, 6X22	1	1	1	1	1	1	1	1	1	-
16	96211-08000	BALL, STEEL, #8 (1/4)	1	1	1	1	1	1	1	1	1	-
17	90404-MEN-670	WASHER, 26X9	-	-	1	-	-	-	-	-	-	-



Ref. No.	Part No.	Description	Reqd. QTY								Serial No.	Parts catalogue code
			2	3	CRF450R		6	7	8			
18	28300-MEN-850	ARM ASSY., KICK STARTER	-	-	-	-	1	1	1			
19	28302-MEN-850	JOINT, KICK ARM	-	-	-	-	1	1	1			
20	90103-KRN-000	BOLT, KICK ARM	-	-	-	-	1	1	1			
21	46510-MEN-730	PEDAL COMP., RR. BRAKE	-	-	-	1	1	1	1			
22	90512-KRN-730	WASHER, 26X10.5	-	-	-	1	1	1	1			

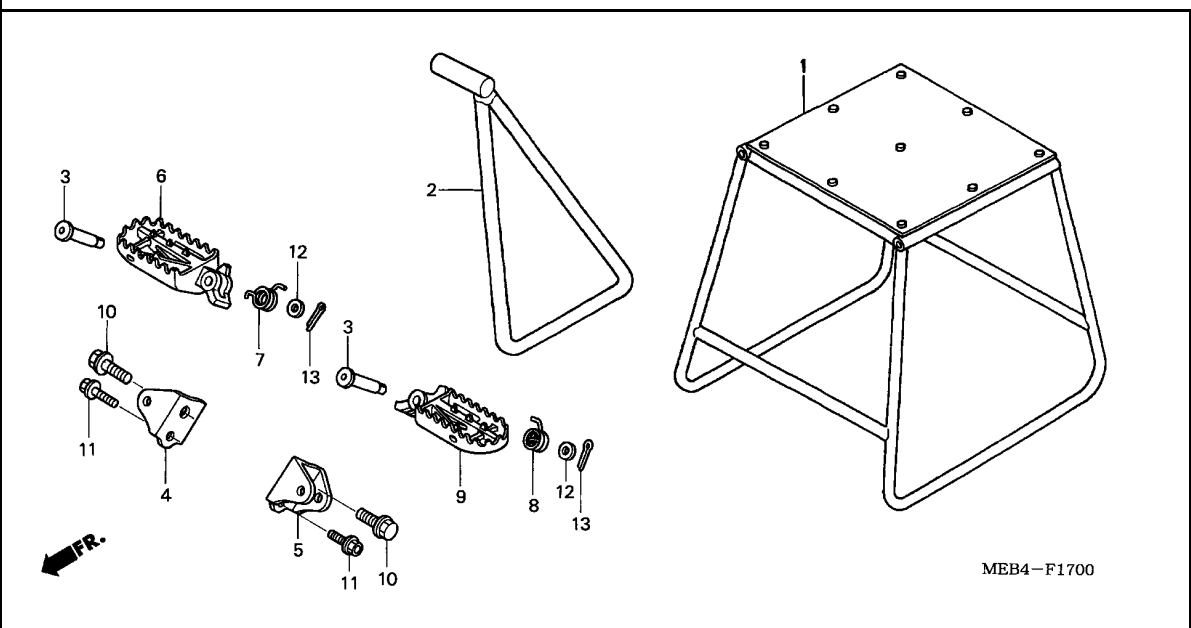


MEB4-F1700

Ref. No.	L.O.N.	(Relative ref. Number) Description	F.R.T.
4	4101C4	BRACKET, STEP :RIGHT	0.2
	4101N7	BRACKET, STEP :BOTH	0.3
5	4101C3	BRACKET, STEP :LEFT	0.2
	4101N7	BRACKET, STEP :BOTH	0.3
6		(7)	
	4101C6	BAR, MAIN STEP :RIGHT	0.1
	4101J1	BAR, MAIN STEP :BOTH	0.2
9		(8)	
	4101C5	BAR, MAIN STEP :LEFT	0.1
	4101J1	BAR, MAIN STEP :BOTH	0.2

3

Ref. No.	Part No.	Description	Reqd. QTY								Serial No.	Parts catalogue code
			2	3	CRF450R		6	7	8			
1	50500-KA3-820	STAND COMP., MAIN	(1)	(1)	(1)	(1)	(1)	(1)	(1)			
2	50530-KZ4-J40	BAR, SIDE STAND	1	1	1	1	1	1	1			
3	50603-KZ4-J40	PIN, STEP JOINT	2	2	2	2	2	2	2			
4	50610-KZ4-J40	BRACKET, R. STEP	1	-	-	-	-	-	-			
			-	1	-	-	-	-	-	-----	3M100720 CM	
			-	1	-	-	-	-	-	-----	3M101290 U	
			-	1	-	-	-	-	-	-----	3M103923 ED	
	50610-KZ3-J50		-	1	-	-	-	-	-	-----	3M100721 CM	
			-	1	-	-	-	-	-	-----	3M101291 U	
			-	1	-	-	-	-	-	-----	3M103924 ED	
	50610-MEN-670		-	-	1	-	-	-	-	-----	5M300131 U	
			-	-	1	-	-	-	-	-----	5M300781 ED	
	50610-MEN-671		-	-	1	-	-	-	-	-----	ED/A,ED/B,U/A,U/B	
			-	-	1	-	-	-	-	-----	5M300132 U	
			-	-	1	-	-	-	-	-----	5M300782 ED	
5	50611-KZ4-J40	BRACKET, L. STEP	1	-	-	-	1	1	1			
			-	1	-	-	-	-	-	-----	3M100720 CM	
			-	1	-	-	-	-	-	-----	3M101290 U	
			-	1	-	-	-	-	-	-----	3M103923 ED	
	50611-KZ3-J50		-	1	-	-	-	-	-	-----	3M100721 CM	
			-	1	-	-	-	-	-	-----	3M101291 U	
			-	1	-	-	-	-	-	-----	3M103924 ED	
	50611-MEN-670		-	-	1	-	-	-	-	-----	5M300131 U	
			-	-	1	-	-	-	-	-----	5M300781 ED	



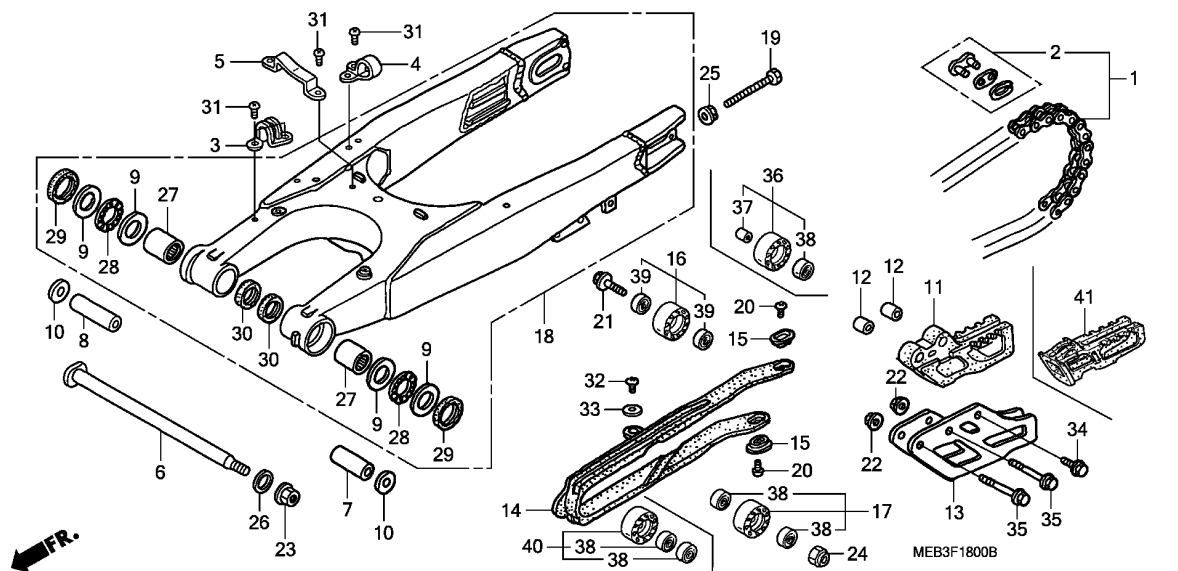
Ref. No.	Part No.	Description	Reqd. QTY								Serial No.	Parts catalogue code
			2	3	4	5	6	7	8	CRF450R		
(5)	50611-MEN-671	BRACKET, L. STEP	-	-	-	1	-	-	-	-	-	----- ED/A,ED/B,U/A,U/B
			-	-	-	1	-	-	-	-	5M300132	----- U
			-	-	-	1	-	-	-	-	5M300782	----- ED
			-	-	-	-	1	1	1			
6	50616-KZ4-J40	ARM, R. STEP	1	1	-	-	-	-	-	-		
	50616-MEN-670	-	-	1	1	1	1	1	1		
7	50617-KZ4-J40	SPRING, R. STEP RETURN	1	1	1	1	1	1	1	1		
8	50618-KZ4-J40	SPRING, L. STEP RETURN	1	1	1	1	1	1	1	1		
9	50642-KZ4-J40	ARM, L. STEP	1	1	-	-	-	-	-	-		
	50642-MEN-670	-	-	1	1	1	1	1	1		
10	90101-KZ4-J40	BOLT, STEP, 12MM	2	2	2	2	2	2	2	2		
11	90121-KZ4-J40	BOLT, FLANGE, 8X25	2	-	-	-	-	-	-	-		
			-	2	-	-	-	-	-	-	----- 3M100720	CM
			-	2	-	-	-	-	-	-	----- 3M101290	U
			-	2	-	-	-	-	-	-	----- 3M103923	ED
	90101-KZ3-J50	BOLT, FLANGE, 8X24	-	2	-	-	-	-	-	-	3M100721	----- CM
			-	2	-	-	-	-	-	-	3M101291	----- U
			-	2	-	-	-	-	-	-	3M103924	----- ED
12	94102-08800	WASHER, PLAIN, 8MM	2	2	2	2	2	2	2	2		
13	94201-25150	PIN, SPLIT, 2.5X15	2	2	2	2	2	2	2	2		



F-18

SWINGARM

J 4



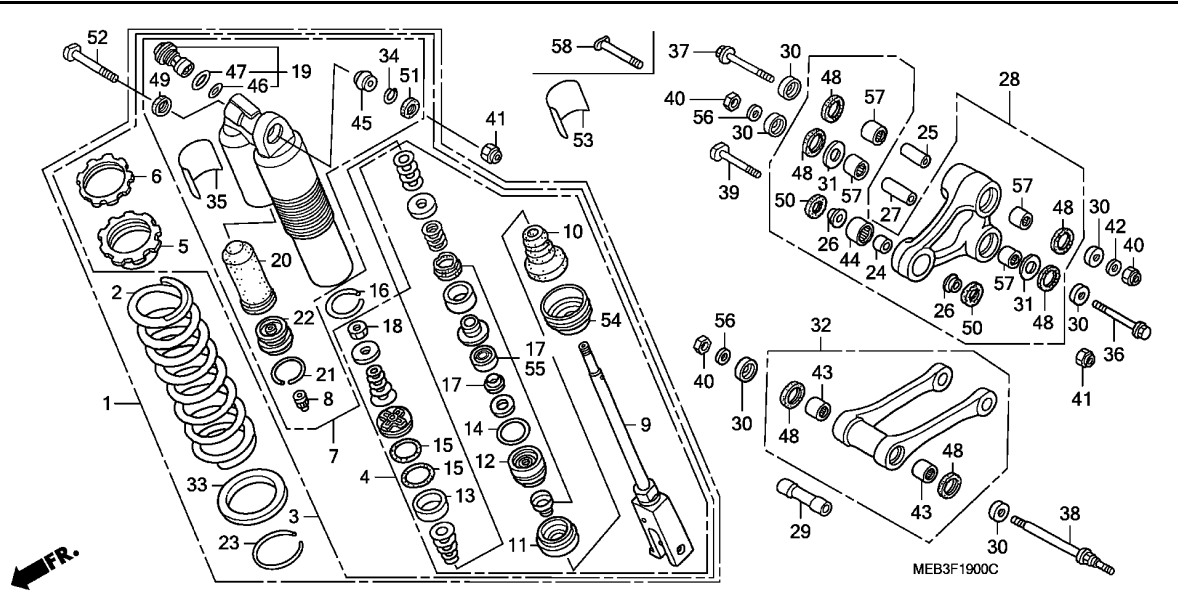
Ref. No.	L.O.N.	(Relative ref. Number) Description	F.R.T.
1	213165	CHAIN, DRIVE	0.2
7	5121B1	COLLAR, SWINGARM PIVOT :LEFT .	0.8
	5121G8	COLLAR, SWINGARM PIVOT :BOTH .	0.8
8	5121B2	COLLAR, SWINGARM PIVOT :RIGHT	0.8
	5121G8	COLLAR, SWINGARM PIVOT :BOTH .	0.8
11		(13,41)	
	4101E2	GUIDE, DRIVE CHAIN	0.1
14	4101E5	SLIDER, CHAIN	0.3
16		(36)	
	4101E4	ROLLER, CHAIN TENSIONER	0.1
17		(40)	
	4101E3	ROLLER, CHAIN LOWER	0.1
18	5121B0	SWINGARM ASSEMBLY	1.1
27	5121C8	BEARING, SWINGARM PIVOT :LEFT	1.1
	5121C9	BEARING, SWINGARM PIVOT :RIGHT	1.1
	5121D0	BEARING, SWINGARM PIVOT :BOTH	1.2

Ref. No.	Part No.	Description	Reqd. QTY								Serial No.	Parts catalogue code
			2	3	4	5	6	7	8			
1	40530-KZ3-J31	CHAIN, DRIVE (DAIDO) (DID520DMA2-114RB) (STANDARD LINK 114L)	1	1	1	1	1	1	1			
	40540-MEN-003	CHAIN, DRIVE (DAIDO) (DID520DMA2-120RB) (STANDARD LINK 114L)	-	-	(1)	(1)	(1)	(1)	(1)			
2	40531-KZ4-J31	JOINT, DRIVE CHAIN (DAIDO) ..	1	1	1	1	1	1	1			
3	43468-MCJ-000	GUIDE, BRAKE HOSE	1	1	1	1	1	1	1			
4	43468-MEB-000	GUIDE, RR. BRAKE HOSE	1	1	1	1	1	1	1			
5	43469-MEB-000	GUIDE, BRAKE HOSE	1	1	1	1	1	1	1			
6	52101-KZ4-J40	SHAFT, SWINGARM PIVOT	1	1	1	1	1	1	1			
7	52141-KZ3-J40	COLLAR, SWINGARM, 49MM	1	1	1	-	-	-	-			
	52141-MEN-710	COLLAR, SWINGARM, 46MM	-	-	-	1	1	1	1			
8	52142-KZ4-J40	COLLAR, SWINGARM SIDE, 54MM .	1	1	1	1	1	1	1			
9	52143-KZ3-860	WASHER, SWINGARM SIDE	4	4	4	4	4	4	4			
10	52143-KZ4-J40	COLLAR, SWINGARM PIVOT SIDE .	2	2	2	2	2	2	2			
11	52146-KZ4-J40	GUIDE, CHAIN	1	1	-	-	-	-	-			
	52146-MEN-000	-	-	1	-	-	-	-			
	52146-KRN-710	-	-	-	1	-	-	-	-----	ED,ED/B,U,U/B	
			-	-	-	1	-	-	-	-----	5K310043 U/A	
			-	-	-	1	-	-	-	-----	5K310363 ED/A	
	52146-KRN-711	-	-	-	1	-	-	-	5K310044	----- U/A	
			-	-	-	1	-	-	-	5K310364	----- ED/A	
12	52148-MAC-780	COLLAR, CHAIN GUIDE	2	2	-	-	-	-	-			
	52148-MEN-000	-	-	2	2	2	-	-			
13	52156-ML3-910	PLATE, CHAIN GUIDE	1	1	1	-	-	-	-			

3

Ref. No.	Part No.	Description	Reqd. QTY								Serial No.	Parts catalogue code	
			2	3	CRF450R		6	7	8				
13)	52147-KRN-710	PLATE, CHAIN GUIDE	-	-	-	1	1	-	-	-	-		
	52147-MEN-J00	-	-	-	-	-	-	1	1	-		
14	52170-KZ4-J40	SLIDER, CHAIN	1	-	-	-	-	-	-	-	-		
	52170-MEB-750	-	1	1	-	-	-	-	-	-		
	52170-KRN-710	-	-	-	1	1	1	1	1	1		
15	52171-KR6-000	WASHER, CHAIN SLIDER	2	2	2	2	2	2	2	2	2		
16	52175-KZ3-J10	ROLLER, CHAIN	1	1	-	-	-	-	-	-	-		
17	52176-KZ3-J40	ROLLER COMP., CHAIN LOWER ...	1	1	1	-	-	-	-	-	-		
18	52200-MEB-000	SWINGARM SUB ASSY., RR.	1	1	-	-	-	-	-	-	-		
	52200-MEN-000	-	-	1	-	-	-	-	-	-		
	52200-MEN-710	-	-	-	1	-	-	-	-	-		
	52200-MEN-840	-	-	-	-	1	-	-	-	-		
	52200-MEN-J00	-	-	-	-	-	1	-	-	-		
	52200-MEN-A10	-	-	-	-	-	-	-	1	-		
19	90105-KZ4-J30	BOLT, HEX., 8X46.5	2	2	-	-	-	-	-	-	-		
	90105-MEN-000	BOLT, HEX., 8X47.5	-	-	2	2	2	2	2	2	2		
20	90115-KV3-700	SCREW, PAN, 5X8	2	2	2	2	2	2	2	2	2		
21	90124-KZ4-J40	BOLT, FLANGE, 8X35	1	1	-	-	-	-	-	-	-		
	90124-MEB-770	BOLT, FLANGE, 8X32	-	-	1	1	1	1	1	1	1		
22	90301-473-003	NUT, U, 6MM	2	2	2	2	2	2	2	2	2		
23	90305-KZ3-B01	NUT, U, HEX. 14MM	1	1	1	1	1	1	1	1	1		
24	90309-ML3-791	NUT, U, 8MM	1	1	1	-	-	-	-	-	-		
	90301-473-003	NUT, U, 6MM	-	-	-	1	1	1	1	1	1		
25	90309-357-000	NUT, HEX., 8MM	2	2	2	2	2	2	2	2	2		
26	90501-GBL-730	WASHER, 14MM	1	1	1	1	1	1	1	1	1		
27	91071-MJ0-003	BEARING, NEEDLE, 22X29X30(NTN)	2	2	2	2	2	2	2	2	2		
28	91072-KZ3-861	BEARING, NEEDLE THRUST	2	2	2	2	2	2	2	2	2		
29	91253-KZ3-861	DUST SEAL, 30X37X4	2	2	2	2	2	2	2	2	2		
30	91283-ML7-003	DUST SEAL, 22X29X4(ARAI)	2	2	2	2	2	2	2	2	2		
31	93500-05008-0A	SCREW, PAN, 5X8	6	6	6	6	6	6	6	6	6		
32	93500-05008-0G	SCREW, PAN, 5X8	1	1	1	1	1	1	1	1	1		
33	94103-05700	WASHER, PLAIN, 5MM	1	1	1	1	1	1	1	1	1		
34	96001-06012-00	BOLT, FLANGE, 6X12	1	1	1	1	1	1	1	1	1		
35	96001-06050-00	BOLT, FLANGE, 6X50	2	2	2	2	2	-	-	-	-		
	96001-06045-00	BOLT, FLANGE, 6X45	-	-	-	-	-	-	2	2	-		
36	52175-MEN-000	ROLLER, CHAIN (42)	-	-	1	1	1	1	1	1	1		
37	52160-MEN-000	COLLAR, CHAIN TENSIONER	-	-	1	1	1	1	1	1	1		
38	91011-GCT-003	BEARING, RADIAL BALL, 608UU .	2	2	3	3	3	3	3	3	3		
39	91072-KA4-702	BEARING, CHAIN TENSIONER											
		ROLLER	2	2	-	-	-	-	-	-	-		
40	52176-MEN-710	ROLLER COMP., CHAIN LOWER ...	-	-	-	1	1	1	1	1	1		
41	52146-MEN-J00	GUIDE, CHAIN	-	-	-	-	-	-	1	1	1		

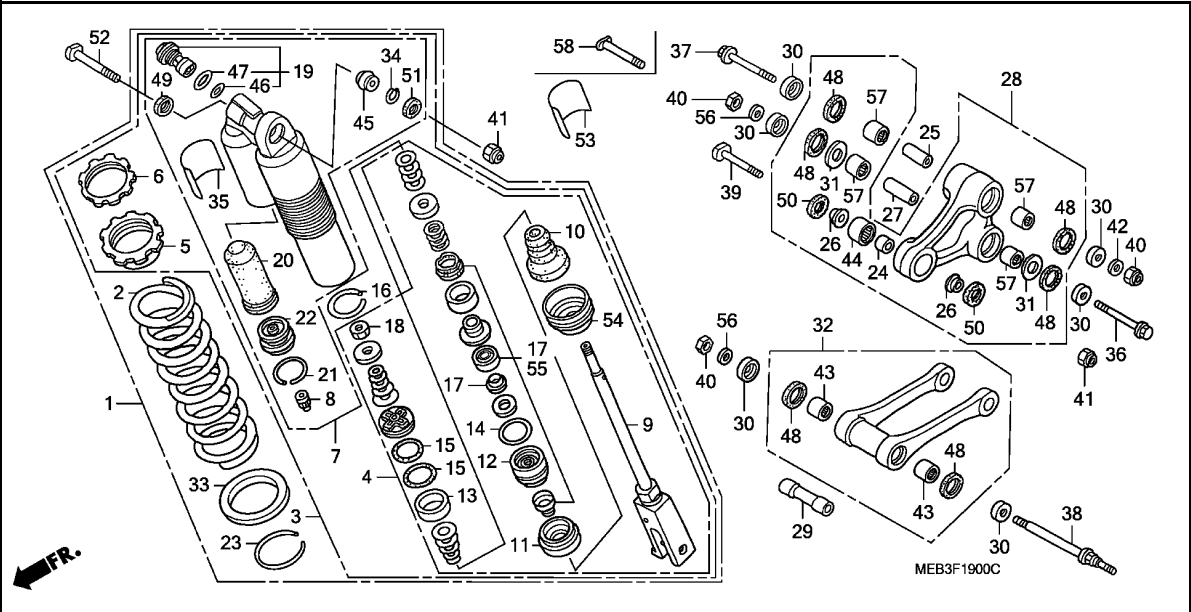




Ref. No.	L.O.N.	(Relative ref. Number) Description	F.R.T.
1	512115	CUSHION ASSY., REAR	0.5
2	5121B9	SPRING, REAR CUSHION	0.7
3	5121D2	DAMPER, REAR	0.8
4	5121H0	ROD ASSY., REAR DAMPER	1.1
7	5121D9	CASE, DAMPER	1.1
9		(10,11,54)	
	5121E1	ROD, REAR DAMPER	1.3
12		(13,14,15,17,18,55)	
	5121H1	CASE, ROD GUIDE	1.3
19	5121D8	ADJUSTER, COMPRESSION DAMPING FORCE	0.9
20		(22)	
	5121E0	BLADDER	0.9
28		(25,27)	
	512140	ARM, CUSHION	0.5
32		(29)	
	512145	ROD, CUSHION CONNECTING	0.3
43	5121D4	BEARING, CUSHION CONNECTING ROD	0.5
		.Replace 1 bearing add	0.1
45	5121D1	BEARING, REAR CUSHION	0.7
57		(44)	
	512146	BEARING, CUSHION ARM	0.7
	5121D3	BEARING, CUSHION ARM :FOR 1 VEHICLE	1.1

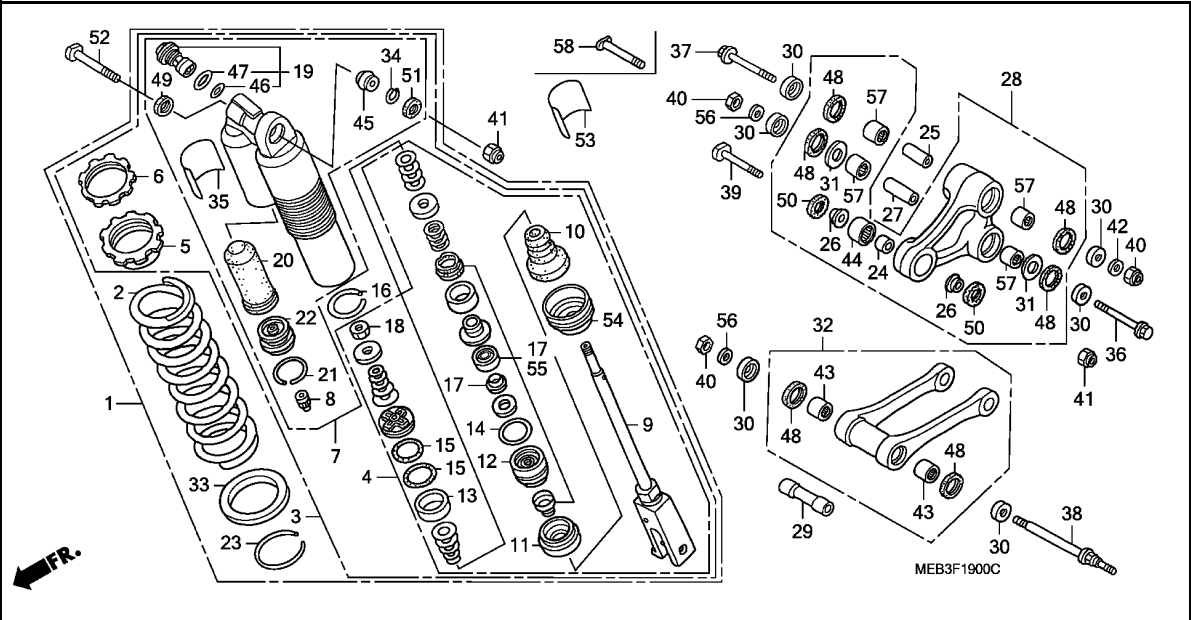
3

Ref. No.	Part No.	Description	Reqd. QTY								Serial No.	Parts catalogue code
			2	3	CRF450R				7	8		
1	52400-MEB-671	CUSHION ASSY., RR. (SHOWA) ..	1	-	-	-	-	-	-	-	-	
	52400-MEB-771	-	1	-	-	-	-	-	-	-	
	52400-MEN-671	-	-	1	-	-	-	-	-	-	
	52400-MEN-731	-	-	-	1	-	-	-	-	-	
	52400-MEN-851	-	-	-	-	1	1	-	-	-	
	52400-MEN-A11	-	-	-	-	-	-	1	-----	-----	ED,U
	52400-MEN-D11	-	-	-	-	-	-	1	-----	-----	DE
2	52404-KZ3-J41	SPRING, RR. CUSHION (SHOWA) (53N/MM,5.4KGF/MM)	1	-	-	-	-	-	-	-	-	
	52403-KZ3-J41	SPRING, RR. CUSHION (SHOWA) (51.0N/MM,5.2KGF/MM)	(1)	-	-	-	-	-	-	-	-	
	52403-MEB-003	SPRING, RR. CUSHION (SHOWA) (54.9N/MM,5.6KGF/MM)	(1)	-	-	-	-	-	-	-	-	
	52404-MEB-003	SPRING, RR. CUSHION (SHOWA) (56.9N/MM,5.8KGF/MM)	(1)	-	-	-	-	-	-	-	-	
	52401-MEB-751	SPRING, RR. CUSHION (SHOWA) (53.9N/MM,5.5KGF/MM)	-	1	1	1	1	1	1	-	-	
	52402-MEB-751	SPRING, RR. CUSHION (SHOWA) (52.0N/MM,5.3KGF/MM)	-	(1)	(1)	(1)	(1)	(1)	(1)	(1)	-	
	52403-MEB-751	SPRING, RR. CUSHION (SHOWA) (55.9N/MM,5.7KGF/MM)	-	(1)	(1)	(1)	(1)	(1)	(1)	(1)	-	
	52404-MEB-751	SPRING, RR. CUSHION (SHOWA) (57.9N/MM,5.9KGF/MM)	-	(1)	(1)	(1)	(1)	(1)	(1)	(1)	-	
3	52410-MEB-671	DAMPER COMP., RR.	1	-	-	-	-	-	-	-	-	
	52410-MEB-771	-	1	-	-	-	-	-	-	-	
	52410-MEN-671	-	-	1	-	-	-	-	-	-	
	52410-MEN-731	-	-	-	1	-	-	-	-	-	
	52410-MEN-851	-	-	-	-	1	1	-	-	-	
	52410-MEN-A11	-	-	-	-	-	-	1	-----	-----	ED,U



Ref. No.	Part No.	Description	Reqd. QTY								Serial No.	Parts catalogue code
			2	3	CRF450R		7	8				
(3)	52410-MEN-D11	DAMPER COMP., RR.	-	-	-	-	-	-	-	1	-----	DE
4	52421-MEB-671	ROD COMP., PISTON	1	-	-	-	-	-	-	-	-	-
	52421-MEB-771	-	1	-	-	-	-	-	-	-	-
	52421-MEN-671	-	-	1	-	-	-	-	-	-	-
	52421-MEN-731	-	-	-	1	-	-	-	-	-	-
	52421-MEN-851	-	-	-	-	1	1	-	-	-	-
	52421-MEN-A11	-	-	-	-	-	-	-	1	-----	ED,U
	52421-MEN-D11	-	-	-	-	-	-	-	1	-----	DE
5	52422-KZ3-J31	ADJUSTER, SPRING	1	1	1	1	1	1	1	-	-	-
6	52423-KZ3-J21	NUT, ADJUSTER	1	1	1	1	1	1	1	-	-	-
7	52425-MEB-671	CASE COMP., DAMPER	1	1	-	-	-	-	-	-	-	-
	52425-MEN-671	-	-	1	-	-	-	-	-	-	-
	52425-KRN-731	-	-	-	1	1	1	1	-	-	-
8	52425-381-771	CAP, AIR VALVE	1	1	1	1	1	1	1	-	-	-
9	52426-KZ3-J41	ROD COMP.	1	-	-	-	-	-	-	-	-	-
	52426-MEB-751	-	1	-	-	-	-	-	-	-	-
	52426-MEN-003	-	-	1	-	-	-	-	-	-	-
	52426-MEN-711	-	-	-	1	1	1	1	-	-	-
10	52427-KZ3-891	RUBBER, STOPPER	1	-	-	-	-	-	-	-	-	-
	52427-MEB-751	-	1	1	1	1	1	1	-	-	-
11	52428-KZ3-J31	PLATE, END	1	1	1	-	-	-	-	-	-	-
	52428-KRN-711	-	-	-	1	1	1	1	-	-	-
12	52429-KZ3-J41	CASE COMP., ROD GUIDE	1	1	-	1	1	1	-	1	-----	ED,U
	52429-MEN-003	-	-	1	-	-	-	-	-	-----	DE
	52429-MEN-D11	-	-	-	-	-	-	-	1	-----	DE
13	52431-KZ3-J31	RING, PISTON	1	1	1	1	1	1	1	-	-	-





3

Ref. No.	Part No.	Description	Reqd. QTY								Serial No.	Parts catalogue code
			2	3	CRF450R		7	8				
14	52434-KZ3-J21	O-RING, 3.5X43.7	1	1	1	1	1	1	1	1		
15	52434-KZ3-J31	O-RING, 42.5X2.0	2	2	2	2	2	2	2	2		
16	52435-KZ3-J21	RING, STOPPER	1	1	1	1	1	1	1	1		
17	52436-KZ3-305	OIL SEAL SET	1	-	-	-	-	-	-	-		
	52436-MEB-771	-	1	-	-	-	-	-	-		
18	52438-KA4-741	NUT, HEX., 12MM	1	1	1	1	1	1	1	1		
19	52440-KZ3-A91	ADJUSTER, COMPRESSION DAMPING FORCE	1	-	-	-	-	-	-	-		
	52440-MEB-771	-	1	-	-	-	-	-	-		
	52440-MEN-671	-	-	1	1	1	1	1	1		
20	52451-KZ3-891	BLADDER	1	1	1	-	-	-	-	-		
	52451-KRN-711	-	-	-	1	1	1	1	1		
21	52452-KS7-831	RING, STOPPER	1	1	1	1	1	1	1	1		
22	52453-KS7-831	CAP COMP., CHAMBER	1	1	1	-	-	-	-	-		
	52453-KRN-711	-	-	-	1	1	1	1	1		
23	52455-KZ3-J21	RING, STOPPER	1	1	1	1	1	1	1	1		
24	52463-KZ4-B00	COLLAR D, CUSHION	1	1	1	-	-	-	-	-		
	52464-KRN-710	COLLAR D, CUSHION ARM	-	-	-	1	1	1	1	1		
25	52463-KZ4-J40	COLLAR C, CUSHION ARM	1	1	1	1	1	1	1	1		
26	52464-KZ4-B00	COLLAR D, CUSHION SIDE	2	2	2	-	-	-	-	-		
	52466-KRN-710	COLLAR D, CUSHION ARM SIDE ..	-	-	-	2	2	2	2	2		
27	52464-KZ4-J20	COLLAR B, CUSHION	1	1	1	1	1	1	1	1		
28	52465-MEB-000	ARM SUB ASSY., CUSHION	1	-	-	-	-	-	-	-		
	52465-MEB-750	-	1	1	-	-	-	-	-		
	52465-MEN-710	-	-	-	1	1	1	1	1		
29	52473-KZ4-J20	COLLAR A, CONNECTING ROD	1	1	1	1	1	1	1	1		

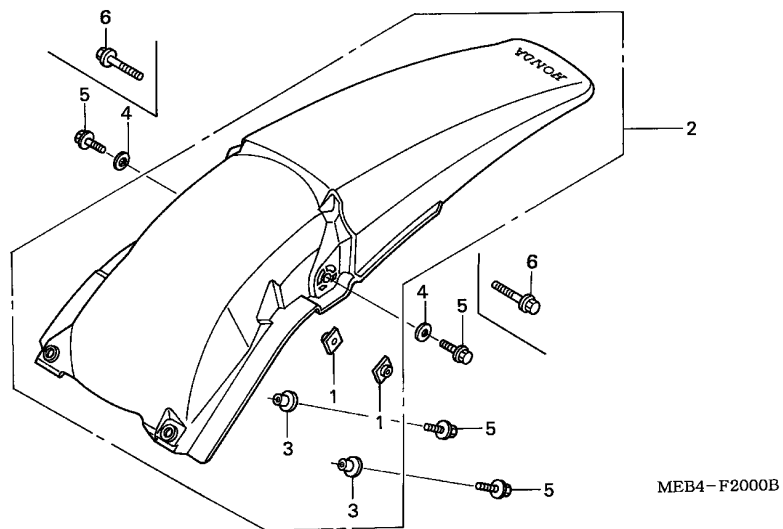
Ref. No.	Part No.	Description	Reqd. QTY								Serial No.	Parts catalogue code
			2	3	CRF450R			7	8			
30	52475-KZ4-J20	COLLAR, LINK SIDE	6	6	6	6	6	6	6			
31	52476-KZ4-J20	WASHER, THRUST	2	2	2	2	2	2	2			
32	52479-MEB-000	ROD SUB ASSY., CUSHION CONNECTING	1	-	-	-	-	-	-			
	52479-MEB-750	-	1	1	-	-	-	-			
	52479-MEN-710	-	-	-	1	-	-	-			
	52479-MEN-840	-	-	-	-	1	1	1			
33	52486-KZ3-J21	SEAT, SPRING	1	1	1	1	1	1	1			
34	52487-KA4-831	RING, STOPPER	1	1	1	1	1	1	1			
35	87516-KZ1-600	LABEL, RR. DAMPER WARNING ...	1	1	1	1	1	1	1			
36	90130-KZ4-J20	BOLT, LINK, 12X96	1	1	1	1	-	-	-			
	90131-MEN-840	BOLT, LINK, 12X92	-	-	-	-	1	1	1			
37	90130-KZ4-J40	BOLT, LINK, 12X81.5	1	1	1	1	-	-	-			
38	90131-KZ4-J40	BOLT, LINK, 12X120	1	1	1	-	-	-	-			
	90131-KRN-710	-	-	-	1	1	1	1			
39	90153-KZ4-710	BOLT, CUSHION LOWER, 10X43.5	1	1	1	1	1	1	1			
40	90306-KBP-901	NUT, U, 12MM	3	3	3	3	3	3	3			
41	90306-KZ4-711	NUT, U, 10MM	2	2	2	2	2	2	2			
42	90501-KZ4-J40	WASHER, PLAIN, 12MM	1	1	1	1	1	1	1			
43	91053-KZ4-J21	BEARING, NEEDLE, 20X26X14 ...	2	2	2	2	-	-	-			
	91051-KSC-003	BEARING, NEEDLE, 20X26X15 ...	-	-	-	-	2	2	2			
44	91074-KZ4-B01	BEARING, NEEDLE, 19X26X15 ...	1	1	1	-	-	-	-			
	91074-KRN-711	BEARING, NEEDLE, 19X26X13 ...	-	-	-	1	1	1	1			
45	91074-MAC-741	BEARING, SPHERICAL, 10	1	1	1	1	1	1	1			
46	91256-KZ3-731	O-RING, 21.5X1.5	1	1	1	1	1	1	1			
47	91257-KZ3-891	O-RING, 26.2X1.9	1	1	1	1	1	1	1			
48	91262-KZ3-731	DUST SEAL, 25X32X4	6	6	6	6	6	6	6			
49	91351-KZ3-731	DUST SEAL, RR. CUSHION PIVOT	1	1	1	1	1	1	1			
50	91351-KZ4-B01	DUST SEAL, 17X26X3	2	2	2	-	-	-	-			
	91351-KRN-711	DUST SEAL, 17.5X26X3	-	-	-	2	2	2	2			
51	91351-MAC-671	DUST SEAL, 16X26X3	1	1	1	1	1	1	1			
52	90153-KZ4-710	BOLT, CUSHION LOWER, 10X43.5	1	-	-	-	-	-	-			
	90152-MEB-750	BOLT, CUSHION UPPER, 10X53 ..	-	1	1	1	1	1	1			
53	87516-KZ1-881	LABEL, RR. DAMPER WARNING (FRENCH)	1	1	1	1	1	1	1	-----	----- CM,DE,ED,ED/A,ED/B	
54	52419-KZ3-J21	STOPPER, SPRING SEAT	1	1	1	1	1	1	1			
55	52436-MEN-671	OIL SEAL SET	-	-	1	1	1	1	1			
56	90501-KZ4-J40	WASHER, PLAIN, 12MM	2	2	2	-	-	-	-			
	90501-KRN-710	-	-	-	2	2	2	2			
57	91053-KZ4-J21	BEARING, NEEDLE, 20X26X14 ...	4	4	4	-	-	-	-			
	91051-KSC-003	BEARING, NEEDLE, 20X26X15 ...	-	-	-	4	4	4	4			
58	90130-MEN-840	BOLT, LINK, 12X82	-	-	-	-	1	1	1			



F-20

REAR FENDER

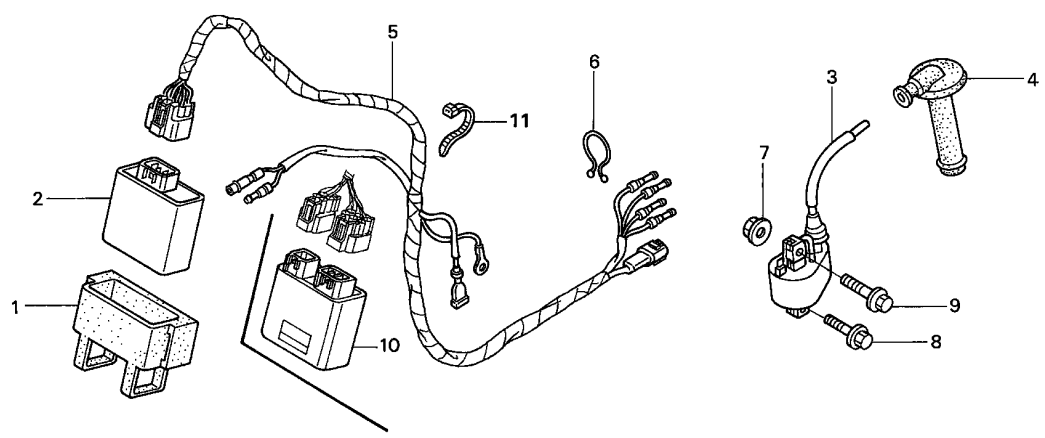
J10



Ref. No.	L.O.N. (Relative ref. Number)	Description	F.R.T.
2	413102	FENDER, REAR	0.2

3

Ref. No.	Part No.	Description	Reqd. QTY								Serial No.	Parts catalogue code
			2	3	CRF450R		6	7	8			
1	61304-958-003	NUT, SPECIAL, 6X7	2	2	2	2	2	2	2			
2	80101-MEB-670ZA	FENDER SET, RR. *TYPE1*(WL) .	1	1	-	-	-	-	-			
	80101-MEN-670ZA	-	-	1	-	-	-	-			
	80101-MEN-730ZA	-	-	-	1	1	1	1			
3	90501-KZ4-J20	COLLAR A	2	2	2	-	-	-	-			
	90502-MEN-730	COLLAR, RR. FENDER	-	-	-	2	2	2	2			
4	94101-06800	WASHER, PLAIN, 6MM	2	2	2	-	-	-	-			
5	96001-06016-00	BOLT, FLANGE, 6X16	4	4	4	-	-	-	-			
	96001-06014-00	BOLT, FLANGE, 6X14	-	-	-	2	2	2	2			
6	96001-06030-00	BOLT, FLANGE, 6X30	-	-	-	2	-	-	-			
	96001-06032-00	BOLT, FLANGE, 6X32	-	-	-	-	2	2	2			



MEB4-F2100B



Ref. No.	L.O.N.	(Relative ref. Number) Description	F.R.T.
2		(10)	
2	6141A1	IGNITION CONTROL MODULE	0.4
3	614105	COIL, IGNITION	0.4
5	611100	HARNESS, WIRE	0.4

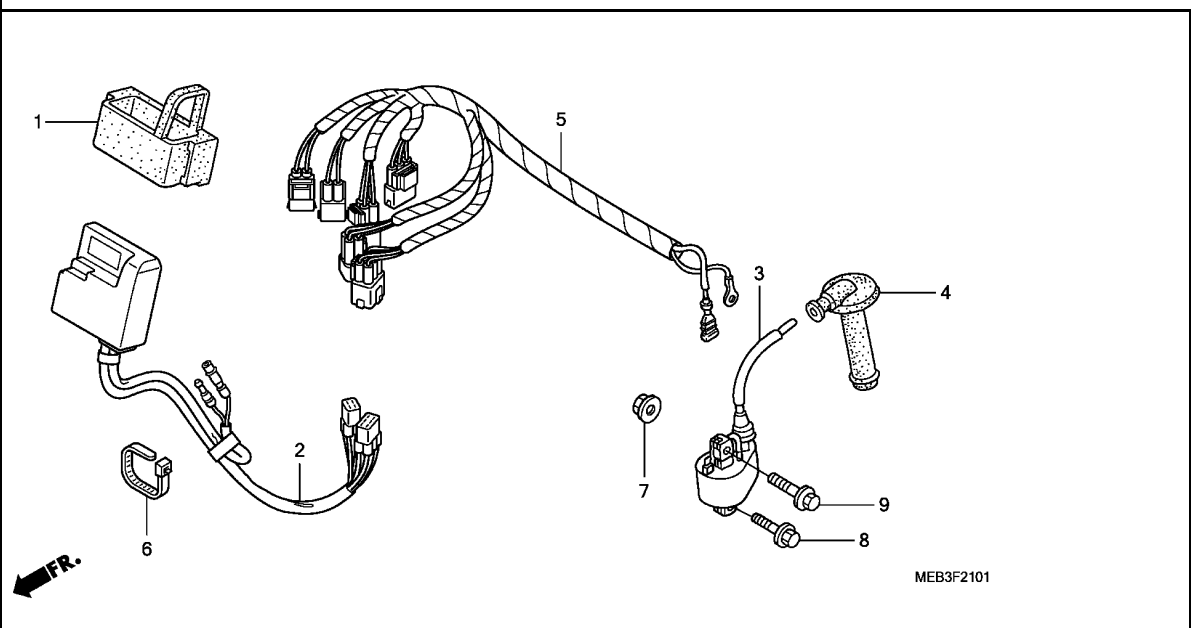
Ref. No.	Part No.	Description	Reqd. QTY								Serial No.	Parts catalogue code
			2	3	CRF450R		7	8				
1	30401-MEB-670	CUSHION, C.D.I. UNIT	1	1	-	-	-	-	-	-		
	30401-MEN-670	-	-	1	1	1	1	-	-		
2	30410-MEB-670	C.D.I. UNIT	1	-	-	-	-	-	-	-		
	30410-MEB-671	-	1	-	-	-	-	-	-		
3	30500-MEB-670	COIL ASSY., IGNITION	1	-	-	-	-	-	-	-		
	30500-MEB-671	-	1	1	1	1	1	-	-		
4	30700-MEB-670	CAP ASSY., NOISE SUPPRESSOR	1	-	-	-	-	-	-	-		
	30700-MEB-671	-	1	1	1	1	1	-	-		
5	32100-MEB-670	HARNESS, WIRE	1	1	-	-	-	-	-	-		
	32100-MEN-000	-	-	1	-	-	-	-	-		
	32100-MEN-710	-	-	-	1	1	-	-	-		
	32100-MEN-A00	-	-	-	-	-	1	-	-		
6	32171-MEB-670	PURSE, LOCK	1	1	1	-	-	-	-	-		
7	94050-06000	NUT, FLANGE, 6MM	1	1	1	1	1	1	-	-		
8	96001-06020-00	BOLT, FLANGE, 6X20	1	1	1	1	1	1	-	-		
9	96001-06025-00	BOLT, FLANGE, 6X25	1	1	1	1	1	1	-	-		
	96001-06028-00	BOLT, FLANGE, 6X28	-	-	-	-	-	1	-	----- ED,ED/A,U,U/A		
			-	-	-	-	-	1	-	----- 7M530060 ED/B,U/B		
10	30410-MEN-003	C.D.I. UNIT	-	-	1	-	-	-	-	7M530061	----- ED/B,U/B	
	30410-MEN-711	-	-	-	1	-	-	-			
	30410-MEN-861	-	-	-	-	1	-	-			
	30410-MEN-A01	-	-	-	-	-	1	-			
11	90650-MBY-000	BAND, HARNESS	-	-	-	1	1	1	-			



F-21-1

WIRE HARNESS(CRF450R8)

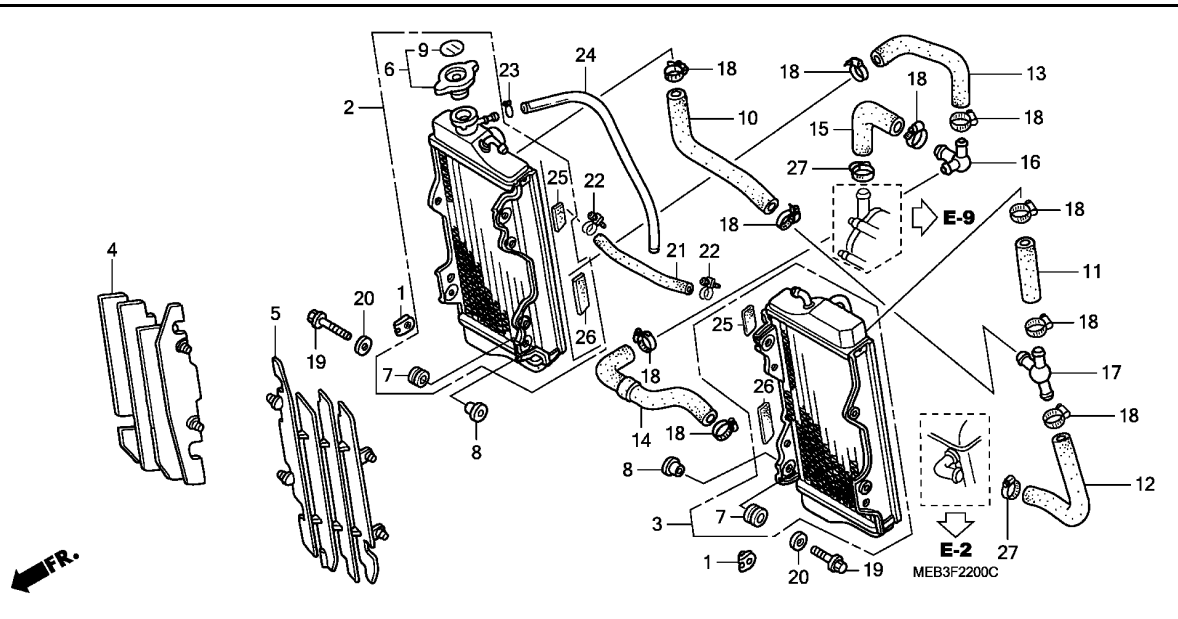
J12



Ref. No.	L.O.N.	(Relative ref. Number) Description	F.R.T.
2	6141A1	IGNITION CONTROL MODULE	0.6
3	614105	COIL, IGNITION	0.4
5	611100	HARNESS, WIRE	0.4

3

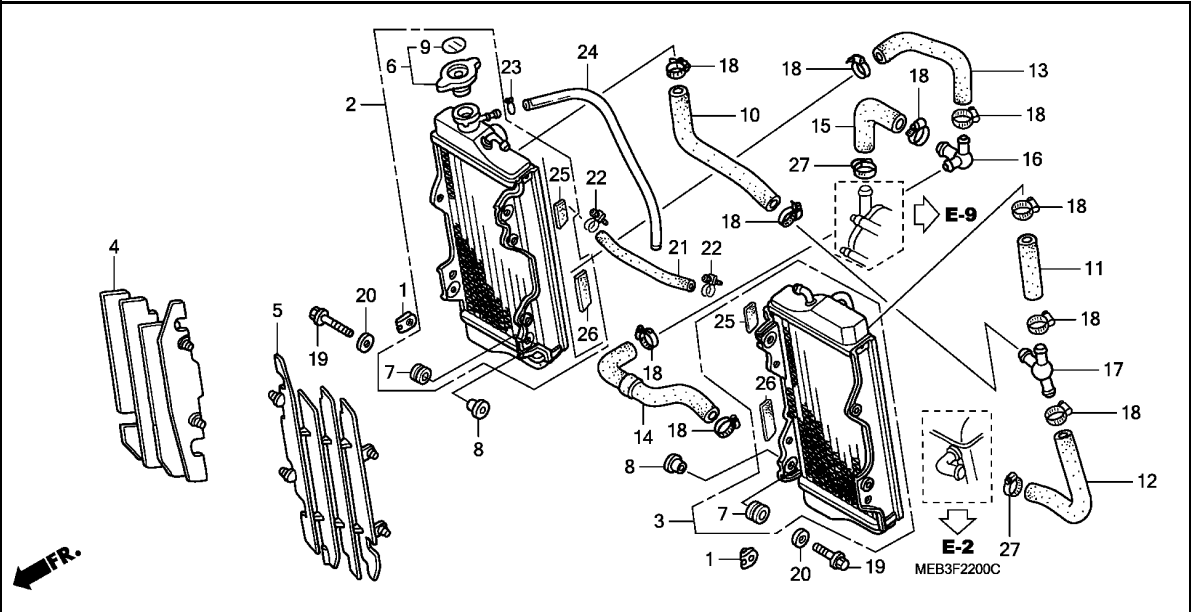
Ref. No.	Part No.	Description	Reqd. QTY								Serial No.	Parts catalogue code
			2	3	CRF450R		6	7	8			
1	30401-MEN-A10	CUSHION, C.D.I. UNIT	-	-	-	-	-	-	-	1		
2	30410-MEN-A11	C.D.I. UNIT	-	-	-	-	-	-	-	1	----- U	
	30410-MEN-E11	-	-	-	-	-	-	-	1	----- DE,ED	
3	30500-MEB-671	COIL ASSY., IGNITION	-	-	-	-	-	-	-	1		
4	30700-MEB-671	CAP ASSY., NOISE SUPPRESSOR ..	-	-	-	-	-	-	-	1		
5	32100-MEN-A10	HARNESS, WIRE	-	-	-	-	-	-	-	1		
6	90650-MBY-000	BAND, HARNESS	-	-	-	-	-	-	-	1		
7	94050-06000	NUT, FLANGE, 6MM	-	-	-	-	-	-	-	1		
8	96001-06020-00	BOLT, FLANGE, 6X20	-	-	-	-	-	-	-	1		
9	96001-06028-00	BOLT, FLANGE, 6X28	-	-	-	-	-	-	-	1		



Ref. No.	L.O.N.	(Relative ref. Number) Description	F.R.T.
2	115102	RADIATOR :RIGHT	0.5
	1151A2	RADIATOR :BOTH	0.7
3	115101	RADIATOR :LEFT	0.5
	1151A2	RADIATOR :BOTH	0.7
4	1151B3	GRILLE, RADIATOR :RIGHT	0.1
	1151G3	GRILLE, RADIATOR :BOTH	0.1
5	1151B2	GRILLE, RADIATOR :LEFT	0.1
	1151G3	GRILLE, RADIATOR :BOTH	0.1
6	1151B8	CAP, RADIATOR	0.1
10	114130	HOSE A, WATER	0.4
11	114131	HOSE B, WATER	0.4
12	114132	HOSE C, WATER	0.4
13	114133	HOSE D, WATER	0.4
14	114134	HOSE E, WATER	0.4
15	114135	HOSE F, WATER	0.4

Ref. No.	Part No.	Description	Reqd. QTY								Serial No.	Parts catalogue code	
			2	3	CRF450R				7	8			
1	18354-KS6-000	NUT, CHAMBER SPRING	2	2	2	-	-	-	-	-	-	-	-
2	19010-MEB-641	RADIATOR, R.	1	-	-	-	-	-	-	-	-	-	ED,U
	19010-MEB-671	1	-	-	-	-	-	-	-	-	-	CM
	19010-MEB-631	-	1	-	-	-	-	-	-	-	-	ED,U
	19010-MEB-771	-	1	-	-	-	-	-	-	-	-	CM
	19010-MEN-641	-	-	1	-	-	-	-	-	-	-	-
3	19015-MEB-671	RADIATOR, L.	1	-	-	-	-	-	-	-	-	-	-
	19015-MEB-673	-	1	1	-	-	-	-	-	-	-	-
4	19033-KZ4-J20	GRILLE, R. RADIATOR	1	1	1	-	-	-	-	-	-	-	-
5	19034-KZ4-J20	GRILLE, L. RADIATOR	1	1	1	-	-	-	-	-	-	-	-
6	19045-GBF-700	CAP COMP., RADIATOR	1	1	-	-	-	-	-	-	-	-	ED,U
	19045-GBF-770	1	1	-	-	-	-	-	-	-	-	CM
	19037-GEE-710	-	-	1	-	-	-	-	-	-	-	-
7	19051-KA3-830	RUBBER, RADIATOR MOUNTING	4	4	4	-	-	-	-	-	-	-	-
8	19052-MAC-680	COLLAR, RADIATOR MOUNTING	4	4	4	-	-	-	-	-	-	-	-
9	19055-MV9-881	SEAL, RADIATOR CAP	1	1	-	-	-	-	-	-	-	-	-
	(ENGLISH/FRENCH/JAPANESE)	1	1	-	-	-	-	-	-	-	-	-
	19055-MV9-921	SEAL, RADIATOR CAP (ENGLISH)	1	1	-	-	-	-	-	-	-	-	CM
	19046-PAA-A00	LABEL, RADIATOR CAP	-	-	1	-	-	-	-	-	-	-	-
10	19061-MEB-670	HOSE A, WATER	1	1	1	-	-	-	-	-	-	-	-
11	19062-MEB-670	HOSE B, WATER	1	1	1	-	-	-	-	-	-	-	-
12	19063-MEB-670	HOSE C, WATER	1	1	1	-	-	-	-	-	-	-	-
13	19064-MEB-670	HOSE D, WATER	1	1	1	-	-	-	-	-	-	-	-
14	19065-MEB-670	HOSE E, WATER	1	-	-	-	-	-	-	-	-	-	-
	19065-MEB-770	-	1	1	-	-	-	-	-	-	-	-
15	19066-MEB-670	HOSE F, WATER	1	1	1	-	-	-	-	-	-	-	-



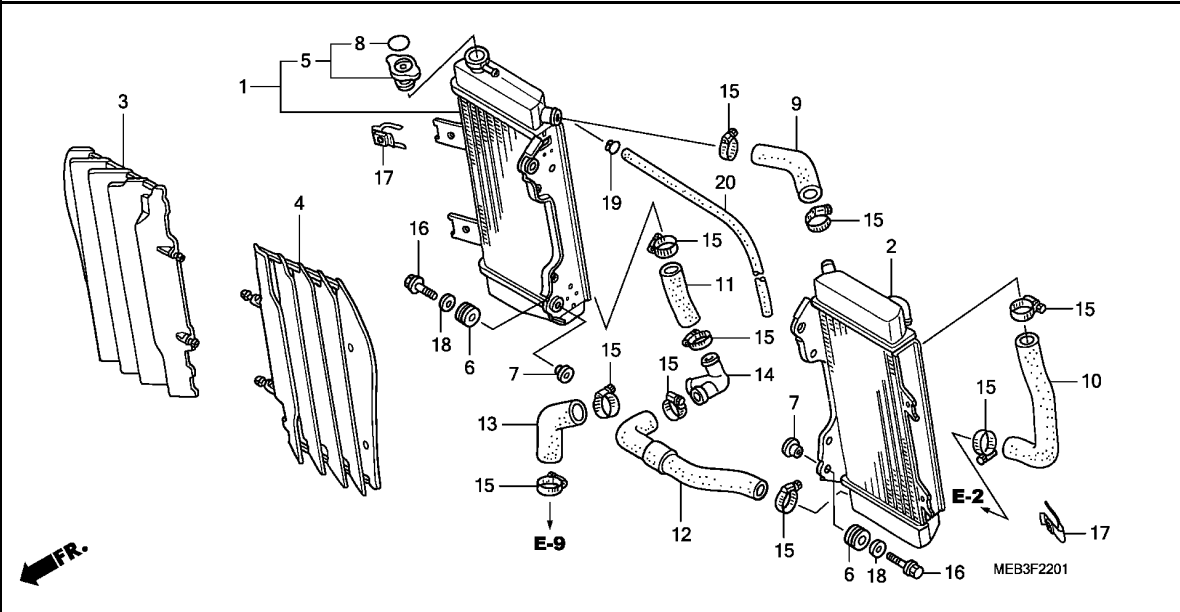


Ref. No.	Part No.	Description	Reqd. QTY								Serial No.	Parts catalogue code
			2	3	CRF450R		7	8				
16	19069-MEB-670	JOINT, WATER HOSE LOWER	1	-	-	-	-	-	-	-	----- 3M100300 CM	
	19069-MEB-671	-	1	-	-	-	-	-	----- ED,U	----- 3M100301 ----- CM	
17	19070-MEB-670	JOINT, WATER HOSE	1	-	-	-	-	-	-	-	----- 3M100300 CM	
	19070-MEB-671	-	1	-	-	-	-	-	-	----- ED,U	----- 3M100301 ----- CM
18	19506-KS6-700	CLAMP B, WATER HOSE	10	10	10	-	-	-	-	-	-	
19	90001-GB4-000	BOLT, FLANGE, 6X23.5	4	4	4	-	-	-	-	-	-	
20	90403-KA3-830	WASHER, RADIATOR MOUNTING ...	4	4	4	-	-	-	-	-	-	
21	95001-75190-40	TUBE, FUEL, 7.3X190 (95001-75001-60M)	1	-	-	-	-	-	-	-	-	
	95001-75195-40	TUBE, FUEL, 7.3X195 (95001-75001-60M)	-	1	1	-	-	-	-	-	-	
22	95002-01130	CLIP, TUBE (A13)	2	2	2	-	-	-	-	-	-	
23	95002-02080	CLIP, TUBE (B8)	1	1	1	-	-	-	-	-	-	
24	95003-14073-10	TUBE, VINYL, 6X9X730 (95003-14001-10M)	1	1	1	-	-	-	-	-	-	
25	19020-MEB-670	RUBBER, RADIATOR UPPER	1	1	2	-	-	-	-	-	-	
26	19021-MEB-670	RUBBER, RADIATOR LOWER	1	1	2	-	-	-	-	-	-	
27	19506-KS6-700	CLAMP B, WATER HOSE	2	-	-	-	-	-	-	-	-	
	19516-ML7-691	CLAMP, HOSE, 24-32MM	-	2	2	-	-	-	-	-	-	

F-22-1

RADIATOR(CRF450R5,6,7,8)

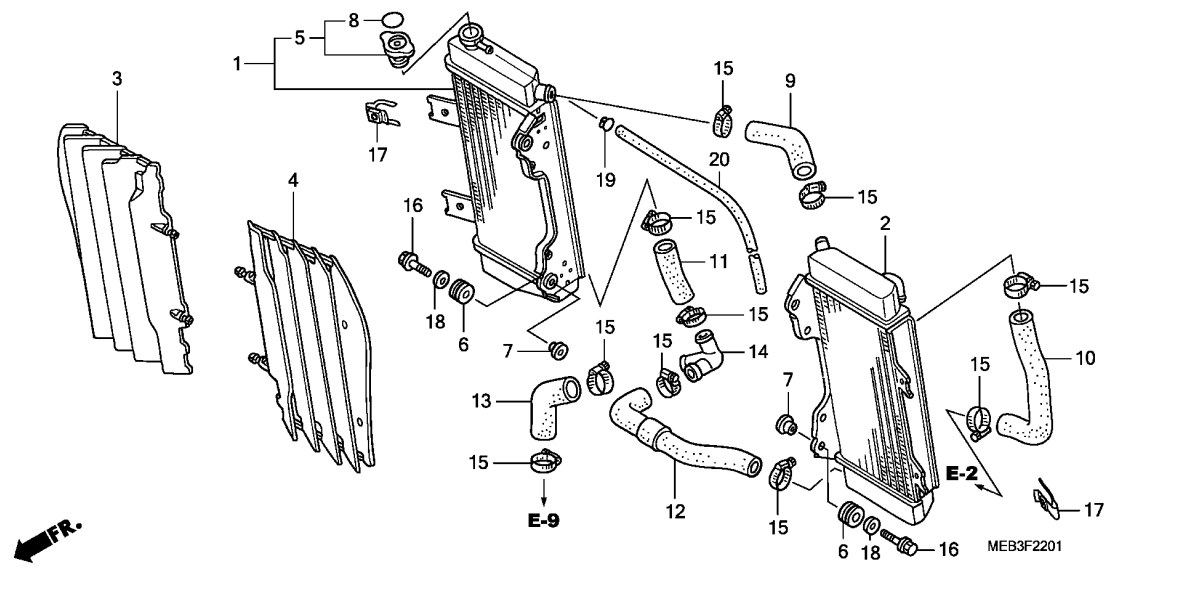
J15



Ref. No.	L.O.N.	(Relative ref. Number) Description	F.R.T.
1	115102	RADIATOR :RIGHT	0.5
	1151A2	RADIATOR :BOTH	0.7
2	115101	RADIATOR :LEFT	0.5
	1151A2	RADIATOR :BOTH	0.7
3	1151B3	GRILLE, RADIATOR :RIGHT	0.1
	1151G3	GRILLE, RADIATOR :BOTH	0.1
4	1151B2	GRILLE, RADIATOR :LEFT	0.1
	1151G3	GRILLE, RADIATOR :BOTH	0.1
5	1151B8	CAP, RADIATOR	0.1
9	114130	HOSE A, WATER	0.4
10	114131	HOSE B, WATER	0.4
11	114133	HOSE D, WATER	0.4
12	114134	HOSE E, WATER	0.4
13	114135	HOSE F, WATER	0.4

Ref. No.	Part No.	Description	Reqd. QTY								Serial No.	Parts catalogue code
			CRF450R									
			2	3	4	5	6	7	8			
1	19010-MEN-730	RADIATOR, R.	-	-	-	1	-	-	-			
	19010-MEN-850	-	-	-	-	1	-	-			
	19010-MEN-A00	-	-	-	-	-	1	-	-----	7M500780 U	
			-	-	-	-	-	-	1	-----	7M501263 ED	
	19010-MEN-A01	-	-	-	-	-	-	1	-----	ED/A,ED/B,U/A,U/B	
			-	-	-	-	-	-	1	7M500781	----- U	
			-	-	-	-	-	-	1	7M501264	----- ED	
2	19015-MEN-730	RADIATOR, L.	-	-	-	1	-	-	-			
	19015-MEN-850	-	-	-	-	1	-	-			
	19015-MEN-A00	-	-	-	-	-	1	-	-----	7M500780 U	
			-	-	-	-	-	1	-	-----	7M501263 ED	
	19015-MEN-A01	-	-	-	-	-	-	1	-----	ED/A,ED/B,U/A,U/B	
			-	-	-	-	-	-	1	7M500781	----- U	
			-	-	-	-	-	-	1	7M501264	----- ED	
3	19033-MEN-730	GRILL, RADIATOR R.	-	-	-	1	-	-	-			
	19033-MEN-850	-	-	-	-	1	1	1			
4	19034-MEN-730	GRILL, RADIATOR L.	-	-	-	1	-	-	-			
	19034-MEN-850	-	-	-	-	1	1	1			
5	19037-KRN-640	CAP COMP., RADIATOR	-	-	-	1	1	-	-			
			-	-	-	-	-	1	-	-----	7M500780 U	
			-	-	-	-	-	1	-	-----	7M501263 ED	
	19037-KRN-641	-	-	-	-	-	1	-	-----	ED/A,ED/B,U/A,U/B	
			-	-	-	-	-	1	-	7M500781	----- U	
			-	-	-	-	-	1	-	7M501264	----- ED	
6	19051-KRN-000	RUBBER, RADIATOR MOUNTING	-	-	-	4	4	4	4			

3



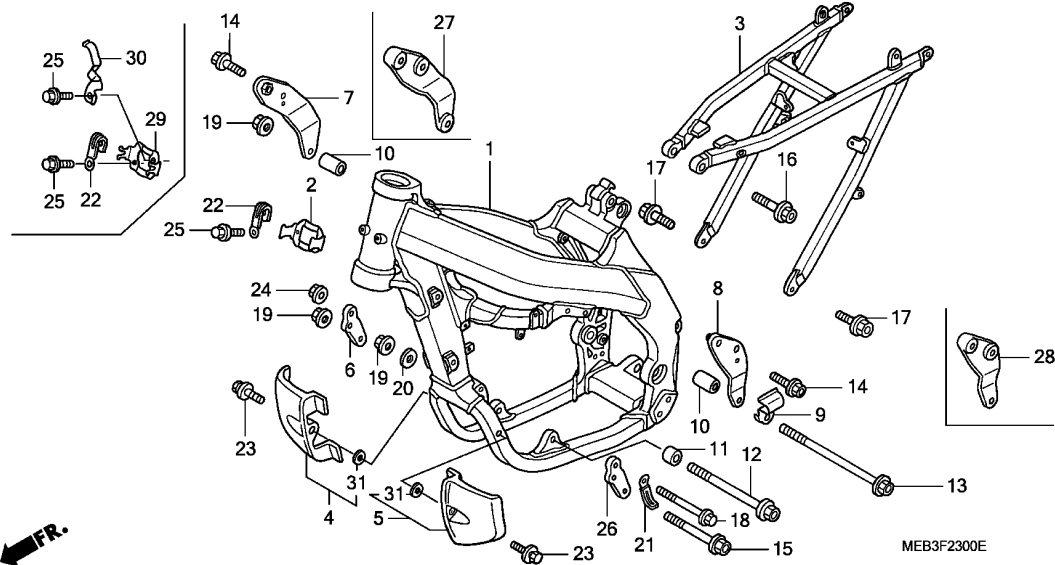
Ref. No.	Part No.	Description	Reqd. QTY								Serial No.	Parts catalogue code
			2	3	CRF450R		7	8				
7	19052-MAC-680	COLLAR, RADIATOR MOUNTING ...	-	-	-	4	4	4	4			
8	19055-KRN-640	SEAL, RADIATOR CAP (ENGLISH/FRENCH/JAPANESE)	-	-	-	1	1	-	-	-----	7M500780 U	
	19055-KRN-641	-	-	-	-	-	1	-	-----	7M501263 ED	
			-	-	-	-	-	1	-	-----	ED/A,ED/B,U/A,U/B	
			-	-	-	-	-	1	-	7M500781	-----	
			-	-	-	-	-	1	-	7M501264	-----	
			-	-	-	-	-	-	1			
9	19061-MEN-730	HOSE A, WATER	-	-	-	1	1	1	1			
10	19062-MEN-730	HOSE B, WATER	-	-	-	1	1	1	1			
11	19064-MEN-730	HOSE D, WATER	-	-	-	1	1	1	1			
12	19065-MEN-730	HOSE E, WATER	-	-	-	1	-	-	-			
	19065-MEN-850	-	-	-	-	1	1	1			
13	19066-MEN-730	HOSE F, WATER	-	-	-	1	1	1	1			
14	19069-MEN-730	JOINT, WATER HOSE	-	-	-	1	1	1	1			
15	19506-KS6-700	CLAMP B, WATER HOSE	-	-	-	10	10	10	10			
16	90001-GB4-000	BOLT, FLANGE, 6X23.5	-	-	-	4	4	4	4			
17	90303-KRN-000	NUT, CLIP, 6MM	-	-	-	2	2	2	2			
18	90403-KA3-830	WASHER, RADIATOR MOUNTING ...	-	-	-	4	4	4	4			
19	95002-02080	CLIP, TUBE (B8)	-	-	-	1	1	1	1			
20	95003-14073-10	TUBE, VINYL, 6X9X730 (95003-14001-10M)	-	-	-	1	1	1	1			



F-23

FRAME BODY(CRF450R2,3,4)

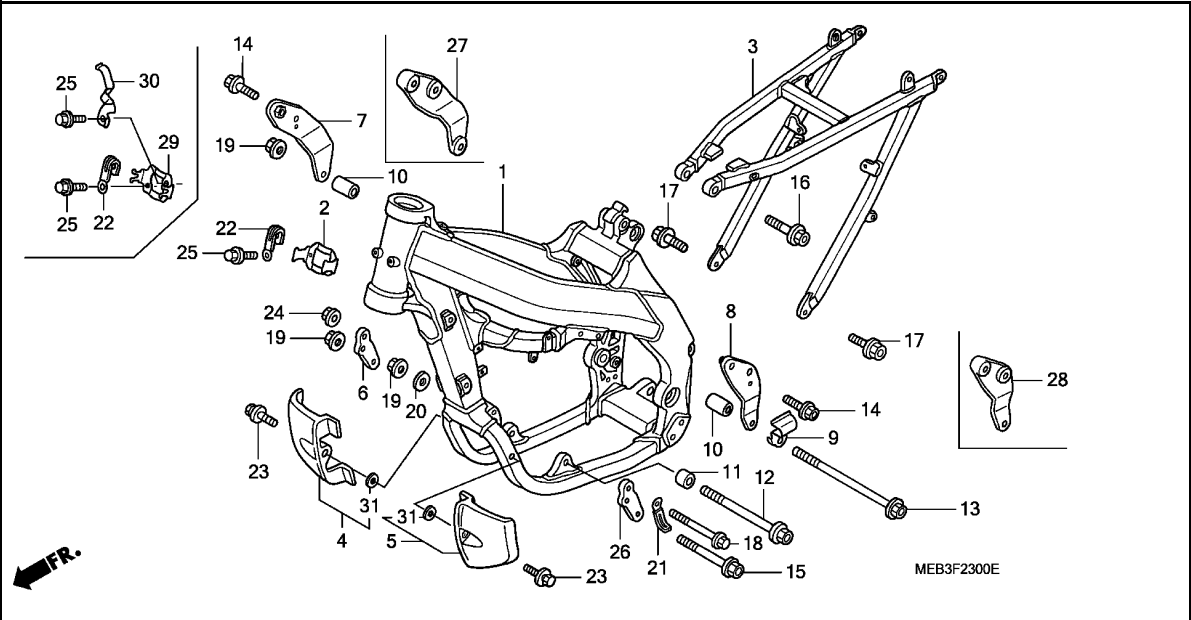
K 1



Ref. No.	L.O.N.	(Relative ref. Number) Description	F.R.T.
1	410100	BODY, FRAMEINCLUDES: Engine removal and installation	4.5
3	4101A5	FRAME :REAR	0.4
4	4101F6	GUARD, ENGINE :RIGHT	0.1
	4101F9	GUARD, ENGINE :BOTH	0.1
5	4101F5	GUARD, ENGINE :LEFT	0.1
	4101F9	GUARD, ENGINE :BOTH	0.1

Ref. No.	Part No.	Description	Reqd. QTY								Serial No.	Parts catalogue code
			2	3	4	5	6	7	8			
1	50100-MEB-670	BODY COMP., FRAME	1	-	-	-	-	-	-	-		
	50100-MEB-770	-	1	-	-	-	-	-	-		
	50100-MEN-671	-	-	1	-	-	-	-	-		
2	50124-MEB-670	BRACKET, C.D.I. UNIT	1	1	-	-	-	-	-	-		
3	50200-MEB-670	BODY COMP., RR. FRAME	1	-	-	-	-	-	-	-		
	50200-MEB-770	-	1	-	-	-	-	-	-		
	50200-MEN-670	-	-	1	-	-	-	-	-		
4	50355-MEB-670	GUARD, R. ENGINE	1	1	-	-	-	-	-	-		
	50355-MEN-670	-	-	1	-	-	-	-	-		
5	50360-MEB-670	GUARD, L. ENGINE	1	1	-	-	-	-	-	-		
	50360-MEN-670	-	-	1	-	-	-	-	-		
6	50405-MEB-670	PLATE, FR. ENGINE HANGER	1	-	-	-	-	-	-	-		
	50403-MEB-770	HANGER, R. FR. ENGINE	-	1	1	-	-	-	-	-		
7	50407-MEB-670	PLATE, R. HEAD HANGER	1	-	-	-	-	-	-	-		
8	50408-MEB-670	PLATE, L. HEAD HANGER	1	-	-	-	-	-	-	-		
9	50410-MEB-670	GUIDE, FUEL TUBE	1	-	-	-	-	-	-	-		
	50410-MEB-770	-	1	-	-	-	-	-	-		
	50410-MEN-670	-	-	1	-	-	-	-	-		
10	50990-MEB-670	SPACER, HEAD HANGER	2	-	-	-	-	-	-	-		
	50990-MEB-770	-	2	2	-	-	-	-	-		
11	50993-MEB-670	COLLAR, LOWER HANGER	1	-	-	-	-	-	-	-		
	50993-MEB-770	-	1	-	-	-	-	-	-		
12	90101-MEB-670	BOLT, FLANGE, 10X134	1	1	-	-	-	-	-	-		
	90101-MEN-670	-	-	1	-	-	-	-	-		
13	90102-MEB-670	BOLT, FLANGE, 10X170	1	1	-	-	-	-	-	-		
	90102-MEN-670	-	-	1	-	-	-	-	-		
14	90103-MEB-670	BOLT, FLANGE, 8X18	4	4	4	-	-	-	-	-		

3

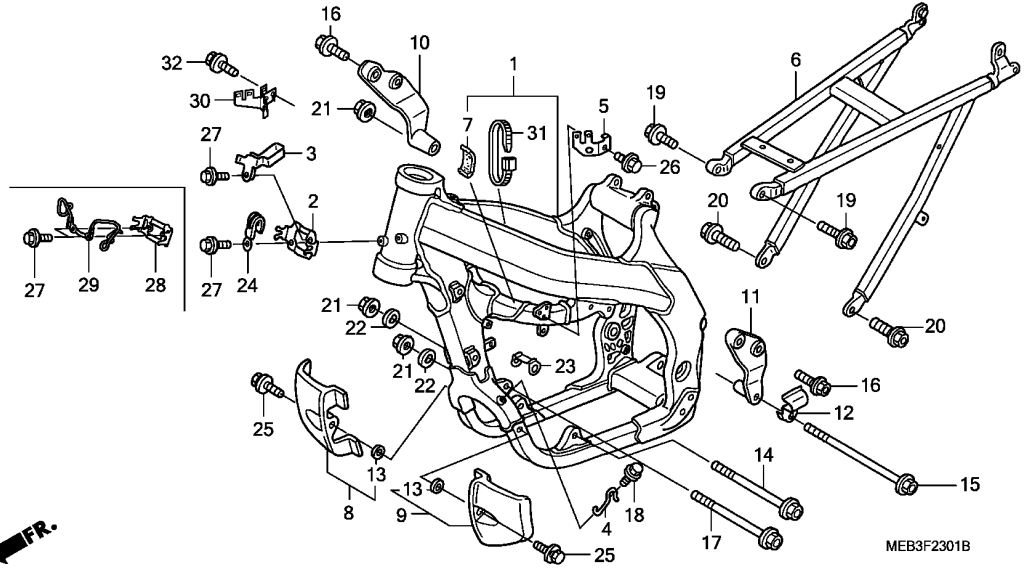


Ref. No.	Part No.	Description	Reqd. QTY								Serial No.	Parts catalogue code
			2	3	CRF450R		6	7	8			
15	90115-KW3-000	BOLT, FLANGE, 10X98	1	-	-	-	-	-	-	-		
	90104-MEB-770	BOLT, FLANGE, 10X120	-	1	-	-	-	-	-	-		
	90104-MEN-670	BOLT, FLANGE, 10X118	-	-	1	-	-	-	-	-		
16	90120-KZ4-J40	BOLT, FLANGE, 8X70	1	1	1	-	-	-	-	-		
17	90122-MEB-670	BOLT, FLANGE, 10X26	2	2	-	-	-	-	-	-		
	90122-MEN-670	BOLT, 10X24	-	-	2	-	-	-	-	-		
18	90127-MEB-670	BOLT, 8X98	2	-	-	-	-	-	-	-		
	90103-MEB-770	BOLT, FLANGE, 8X120	-	2	-	-	-	-	-	-		
	90103-MEN-670	BOLT, FLANGE, 8X118	-	-	2	-	-	-	-	-		
19	90204-634-000	NUT, FLANGE, 10MM	3	-	-	-	-	-	-	-		
	90302-KZ3-J40	-	3	3	-	-	-	-	-		
20	90410-HC4-000	WASHER, 10MM	1	1	1	-	-	-	-	-		
21	91404-VM6-000	CLIP, WIRE HARNESS	1	1	1	-	-	-	-	-		
22	91413-679-000	CLIP, 2X70	2	2	-	-	-	-	-	-		
	91406-166-000	CLIP, WIRE	-	-	1	-	-	-	-	-		
23	93404-06020-00	BOLT-WASHER, 6X20	2	2	2	-	-	-	-	-		
24	94050-08000	NUT, FLANGE, 8MM	2	2	2	-	-	-	-	-		
25	96001-06012-00	BOLT, FLANGE, 6X12	2	2	2	-	-	-	-	-		
26	50405-MEB-670	PLATE, FR. ENGINE HANGER	1	-	-	-	-	-	-	-		
	50404-MEB-770	HANGER, L. FR. ENGINE	-	1	1	-	-	-	-	-		
27	50407-MEB-770	PLATE, R. HEAD HANGER	-	1	-	-	-	-	-	-		
	50407-MEN-670	-	-	1	-	-	-	-	-		
28	50408-MEB-770	PLATE, L. HEAD HANGER	-	1	-	-	-	-	-	-		
	50408-MEN-670	-	-	1	-	-	-	-	-		
29	50124-MEN-670	BRACKET, C.D.I. UNIT	-	-	1	-	-	-	-	-		
30	50128-MEN-670	GUIDE, HARNESS	-	-	1	-	-	-	-	-		
31	50618-KE8-000	COLLAR, 6.5X11X3	2	2	2	-	-	-	-	-		

F-23-1

FRAME BODY (CRF450R5,6,7,8)

K 3



Ref. No.	L.O.N.	(Relative ref. Number) Description	F.R.T.
1	410100	BODY, FRAMEINCLUDES: Engine removal and installation	4.5
6	4101A5	FRAME :REAR	0.4
8	4101F6	GUARD, ENGINE :RIGHT	0.1
9	4101F9	GUARD, ENGINE :BOTH	0.1
9	4101F5	GUARD, ENGINE :LEFT	0.1
9	4101F9	GUARD, ENGINE :BOTH	0.1

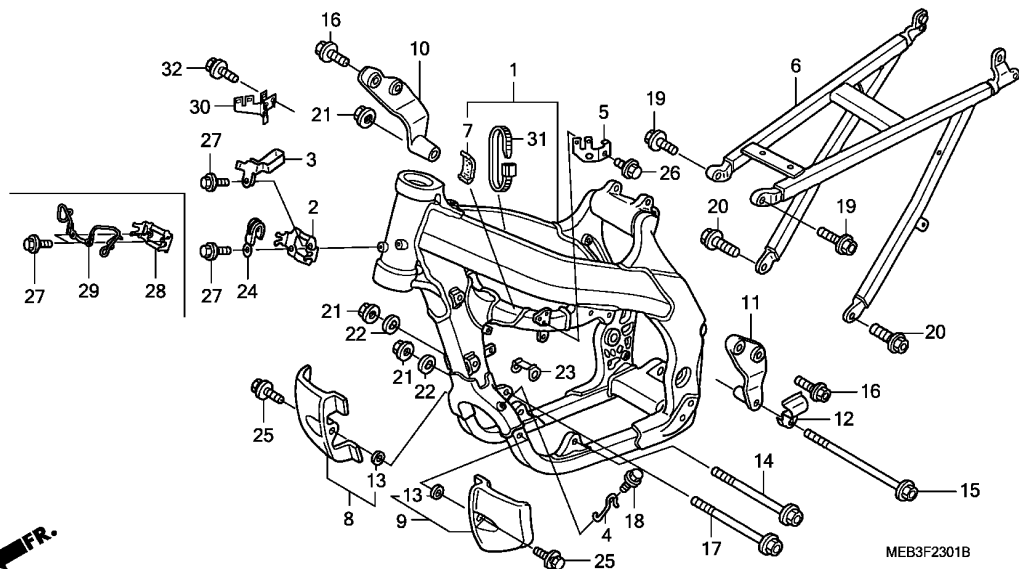
Ref. No.	Part No.	Description	Reqd. QTY								Serial No.	Parts catalogue code
			2	3	4	5	6	7	8			
1	50010-MEN-730	BODY SET, FRAME	-	-	-	1	-	-	-	-	-	
	50010-MEN-850	-	-	-	-	1	-	-	-	-	
	50010-MEN-A00	-	-	-	-	-	1	-	-	-	
	50010-MEN-A10	-	-	-	-	-	-	1	-	-	
2	50124-MEN-670	BRACKET, C.D.I. UNIT	-	-	-	1	1	1	-	-	-	
3	50128-MEN-730	GUIDE, CABLE	-	-	-	1	1	1	-	-	-	
4	50129-MEN-730	GUIDE, CLUTCH FR.	-	-	-	1	-	-	-	-	-	
5	50180-MEN-730	STAY, COUPLER	-	-	-	1	1	1	-	-	-	
6	50200-MEN-730	BODY COMP., RR. FRAME	-	-	-	1	-	-	-	-	-	
	50200-MEN-850	-	-	-	-	1	-	-	-	-	
	50200-MEN-A00	-	-	-	-	-	1	1	-	-	
7	50283-MR7-300	RUBBER, SEAT RAIL	-	-	-	1	1	-	-	-	-	
	50283-MEN-A00	RUBBER, TANK GUARD	-	-	-	-	-	1	1	-	-	
8	50355-MEN-730	GUARD, R. ENGINE	-	-	-	1	1	1	1	-	-	
9	50360-MEN-730	GUARD, L. ENGINE	-	-	-	1	1	1	1	-	-	
10	50407-MEN-730	PLATE, R. HEAD HANGER	-	-	-	1	-	-	-	-	-	
	50407-MEN-850	-	-	-	-	1	1	1	-	-	
11	50408-MEN-730	PLATE, L. HEAD HANGER	-	-	-	1	-	-	-	-	-	
	50408-MEN-850	-	-	-	-	1	1	1	-	-	
12	50410-MEN-670	GUIDE, FUEL TUBE	-	-	-	1	1	1	1	-	-	
13	50618-KE8-000	COLLAR, 6.5X11X3	-	-	-	2	2	2	2	-	-	
14	90101-MEN-670	BOLT, FLANGE, 10X132	-	-	-	1	1	1	1	-	-	
15	90102-MEN-670	BOLT, FLANGE, 10X172	-	-	-	1	1	1	1	-	-	
16	90103-MEB-670	BOLT, FLANGE, 8X18	-	-	-	4	4	4	4	-	-	
17	90104-MEN-731	BOLT, FLANGE, 10X132	-	-	-	1	1	1	1	-	-	
18	90106-KRN-000	BOLT, FLANGE, 5X12	-	-	-	1	-	-	-	-	-	

3

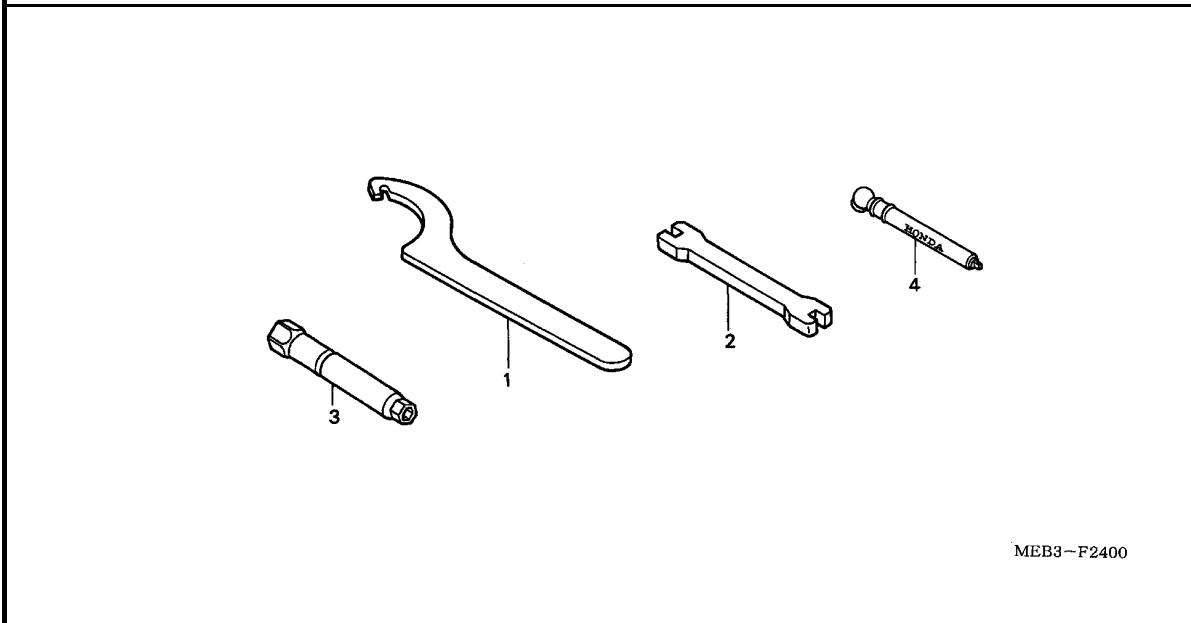
F-23-1

FRAME BODY (CRF450R5,6,7,8)

K 4



Ref. No.	Part No.	Description	Reqd. QTY								Serial No.	Parts catalogue code
			2	3	CRF450R		6	7	8			
19	90121-KZ4-J40	BOLT, FLANGE, 8X25	-	-	-	2	-	-	-	-	-	
	90101-KZ3-J50	BOLT, FLANGE, 8X24	-	-	-	-	2	2	-	-	-	
	90101-MEN-A10	BOLT, 8X28	-	-	-	-	-	-	-	2	-	
20	90122-MEN-730	BOLT, 10X24	-	-	-	2	2	2	-	-	-	
	90122-MEN-670	-	-	-	-	-	-	-	-	2	
21	90302-KZ3-J40	NUT, FLANGE, 10MM	-	-	-	3	3	3	3	-	-	
22	90410-HC4-000	WASHER, 10MM	-	-	-	2	2	2	2	-	-	
23	90511-MEN-730	WASHER, FR. ENGINE HANGER ..	-	-	-	1	1	1	1	-	-	
24	91406-166-000	CLIP, WIRE	-	-	-	1	1	1	-	-	-	
25	93404-06020-00	BOLT-WASHER, 6X20	-	-	-	2	2	2	2	-	-	
26	96001-06010-00	BOLT, FLANGE, 6X10	-	-	-	1	1	1	-	-	-	
27	96001-06012-00	BOLT, FLANGE, 6X12	-	-	-	2	2	2	2	-	-	
28	50124-KRN-A00	BRACKET, C.D.I. UNIT	-	-	-	-	-	-	-	-	1	
29	50128-MEN-A10	GUIDE, HARNESS	-	-	-	-	-	-	-	-	1	
30	50181-MEN-A10	STAY COMP., R. COUPLER	-	-	-	-	-	-	-	-	1	
31	90652-KT1-771	BAND, WIRE (BLACK)	-	-	-	-	-	-	-	-	1	
32	96001-06012-00	BOLT, FLANGE, 6X12	-	-	-	-	-	-	-	-	1	



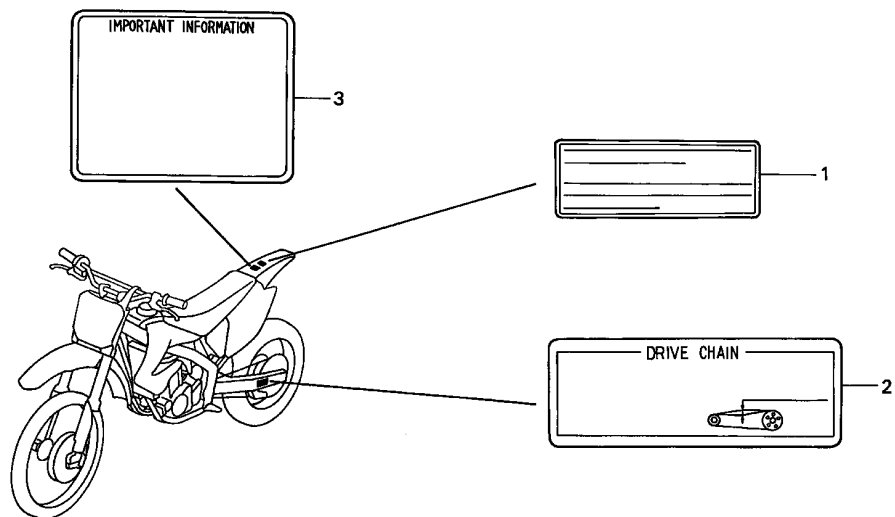
MEB3-F2400

Ref. L.O.N. (Relative ref. Number) F.R.T.
No. Description

NO INFORMATION

Ref. No.	Part No.	Description	Reqd. QTY								Serial No.	Parts catalogue code
			2	3	4	5	6	7	8			
1	89201-KS6-810	SPANNER A, PIN	(2)	(2)	(2)	(2)	(2)	(2)	(2)			
2	89212-KZ4-J40	WRENCH, NIPPLE	1	1	1	1	1	1	1			
3	89216-MEB-670	WRENCH, PLUG (16MM)	1	1	1	1	1	1	1			
4	89301-KA4-811	GAUGE, AIR PRESSURE	(1)	(1)	(1)	(1)	(1)	(1)	(1)			





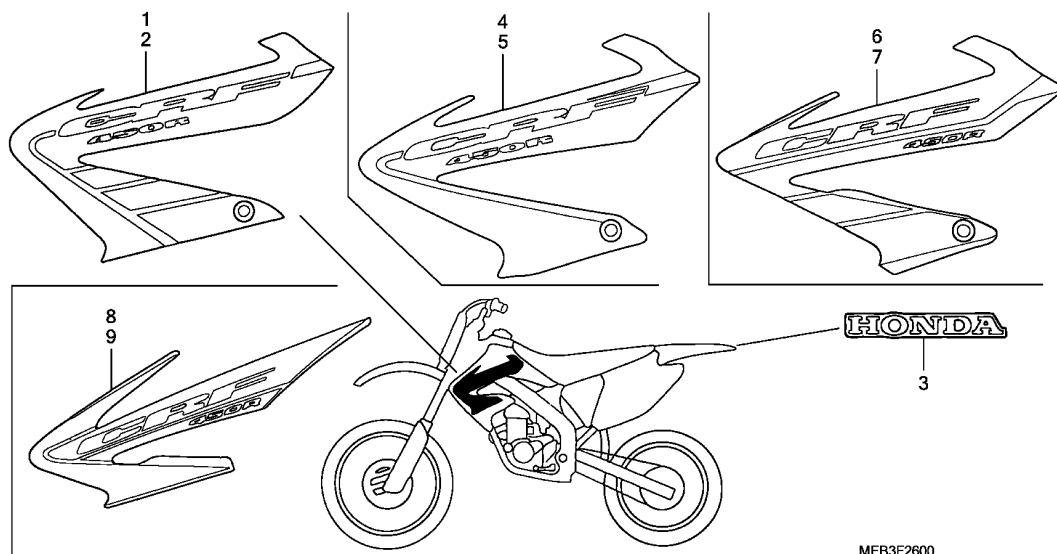
MEB3-F2500

Ref. L.O.N. (Relative ref. Number) F.R.T.
 No. Description

NO INFORMATION

3

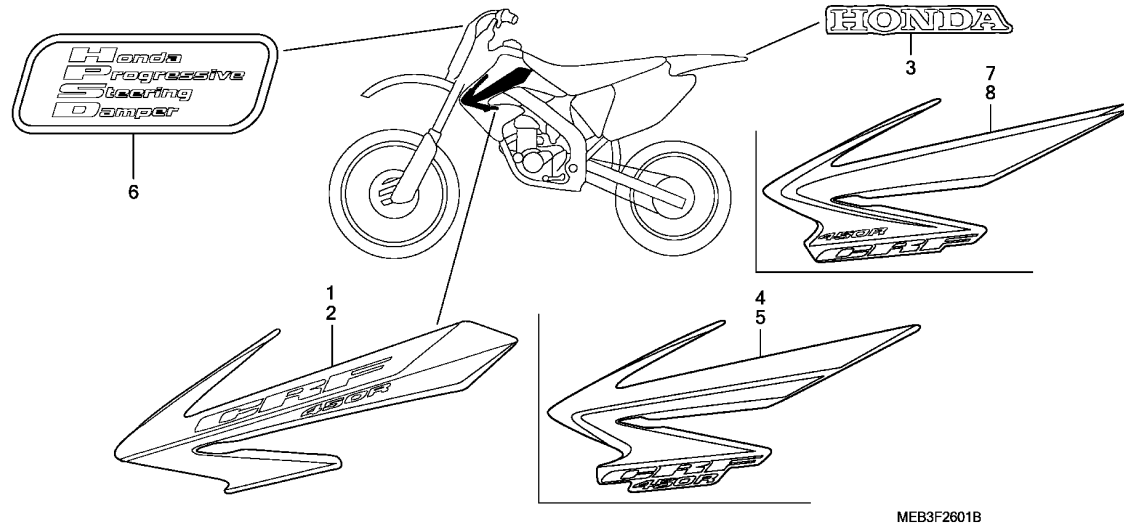
Ref. No.	Part No.	Description	Reqd. QTY								Serial No.	Parts catalogue code	
			2	3	4	5	6	7	8	CRF450R			
1	30590-GBF-851	LABEL, IGNITION NOISE (ENGLISH/FRENCH)	1	1	-	-	-	-	-	-	-----	-----	CM
2	87507-KZ3-B10	LABEL, DRIVE CHAIN	1	1	1	1	1	1	1	1	-----	-----	CM,DE,ED,ED/A,ED/B
	87507-KZ3-B90	LABEL, DRIVE CHAIN (FRENCH) .	1	1	1	1	1	1	1	1	-----	-----	CM,DE,ED,ED/A,ED/B
3	87560-GBF-770	MARK, CAUTION	1	1	1	1	1	1	1	1	-----	-----	CM,DE,ED,ED/A,ED/B
	87560-ML3-970	MARK, CAUTION (FRENCH)	1	1	1	1	1	1	1	1	-----	-----	CM,DE,ED,ED/A,ED/B



Ref. L.O.N. (Relative ref. Number) F.R.T.
No. Description

NO INFORMATION

Ref. No.	Part No.	Description	Reqd. QTY								Serial No.	Parts catalogue code
			2	3	CRF450R		6	7	8			
1	87126-MEB-670ZA	MARK, R. RADIATOR SHROUD										
		TYPE1	1	-	-	-	-	-	-	-	-	
2	87127-MEB-670ZA	MARK, L. RADIATOR SHROUD										
		TYPE1	1	-	-	-	-	-	-	-	-	
3	87130-MBN-830ZA	MARK *TYPE1*(HONDA)	1	1	1	1	-	-	-	-	-	
4	87126-MEB-770ZA	MARK, R. RADIATOR SHROUD										
		TYPE1	-	1	-	-	-	-	-	-	-	
5	87127-MEB-770ZA	MARK, L. RADIATOR SHROUD										
		TYPE1	-	1	-	-	-	-	-	-	-	
6	87126-MEN-670ZA	MARK, R. RADIATOR SHROUD										
		TYPE1	-	-	1	-	-	-	-	-	-	
7	87127-MEN-670ZA	MARK, L. RADIATOR SHROUD										
		TYPE1	-	-	1	-	-	-	-	-	-	
8	87126-MEN-730ZA	MARK, R. RADIATOR SHROUD										
		TYPE1	-	-	-	1	-	-	-	-	-	
9	87127-MEN-730ZA	MARK, L. RADIATOR SHROUD										
		TYPE1	-	-	-	1	-	-	-	-	-	



Ref. L.O.N. (Relative ref. Number) F.R.T.
No. Description

NO INFORMATION

3

Ref. No.	Part No.	Description	Reqd. QTY								Serial No.	Parts catalogue code
			2	3	4	5	6	7	8			
1	87126-MEN-850ZA	MARK, R. RADIATOR SHROUD *TYPE1*	-	-	-	-	1	-	-			
2	87127-MEN-850ZA	MARK, L. RADIATOR SHROUD *TYPE1*	-	-	-	-	1	-	-			
3	87130-MBN-830ZA	MARK *TYPE1*(HONDA)	-	-	-	-	1	1	1			
4	87126-MEN-A00ZA	MARK, R. RADIATOR SHROUD *TYPE1*	-	-	-	-	-	1	-			
5	87127-MEN-A00ZA	MARK, L. RADIATOR SHROUD *TYPE1*	-	-	-	-	-	1	-			
6	61139-MEN-A10ZA	MARK, STEERING DAMPER *TYPE1*	-	-	-	-	-	-	1			
7	87126-MEN-A10ZA	MARK, R. RADIATOR SHROUD *TYPE1*	-	-	-	-	-	-	1			
8	87127-MEN-A10ZA	MARK, L. RADIATOR SHROUD *TYPE1*	-	-	-	-	-	-	1			

PART NO. INDEX

L 1

Part Number	Address	Page	Ref.	Part Number	Address	Page	Ref.	Part Number	Address	Page	Ref.	Part Number	Address	Page	Ref.
06000				11340-MEB-670	E1	41	2	13111-MEB-670	E7	47	4	14721-MEB-670	D4	28	12
				11340-MEN-670	E1	41	2	13111-MEN-730	E7	47	4	14721-MEN-A00	D4	28	12
06113-MEB-700	F6	62	1	11340-MEN-850	E1	41	2	13112-MAT-000	E7	47	5	14731-MEB-670	D4	28	13
06113-MEB-701	F6	62	1	11351-MEB-670	D12	36	3	13115-156-000	D4	28	3	14751-MEB-670	D4	28	14
06113-MEN-840	F6	62	1	11352-MEB-671	D12	36	4	13331-360-000	E7	47	6	14752-MEB-670	D4	28	15
06113-MEN-A00	F6	62	1		F8	64	1	13415-MEB-670	D13	37	1	14771-MEB-670	D4	28	16
06114-MEB-700	F6	62	2	11394-MEB-670	D12	36	5	13415-MEN-A10	D13	37	1	14772-MEB-670	D5	29	17
06114-MEN-670	F6	62	2		F8	64	1	13420-MEB-670	E8	48	1	14775-KGB-610	D5	29	18
06115-MEB-700	F8	64	1	11395-MEB-670	E1	41	3	13420-MEN-850	E8	48	1	14781-MAT-000	D5	29	19
06115-MEN-730	F8	64	1		F8	64	1	13420-MEN-A10	E8	48	1	14781-MEB-670	D5	29	20
06115-MEN-840	F8	64	1					13422-MEB-670	E8	48	2	14901-MBB-000	D5	29	21
06116-MEB-700	F8	64	2	12000				13422-MEB-671	E8	48	2		D6	30	22
06116-MEN-A00	F8	64	2					13422-MEN-A00	E8	48	10	14902-MBB-000	D5	29	21
06420-KRN-710	H9	89	1	12100-MEB-670	D11	35	2	13422-MEY-670	E8	48	10		D6	30	22
06420-KZ4-J40	H9	89	1	12100-MEN-670	D11	35	2	13423-MEB-670	E8	48	3	14903-MBB-000	D5	29	21
06420-MEB-750	H9	89	1	12191-MEB-671	D11	35	3						D7	31	22
06421-KRN-710	H9	89	2		F6	62	1	14000				14904-MBB-000	D5	29	21
06421-KZ4-J40	H9	89	2	12200-MEB-670	D2	26	1						D7	31	22
06421-MEB-750	H9	89	2	12200-MEB-770	D2	26	1	14102-MEB-670	D4	28	4	14905-MBB-000	D5	29	21
06431-MA3-405	H2	82	1	12200-MEN-670	D2	26	1	14103-MEB-670	D4	28	5		D7	31	22
06435-KRN-711	H6	86	1	12200-MEN-671	D2	26	1	14103-MEN-A00	D8	32	28	14906-MBB-000	D5	29	21
06435-KRN-712	H6	86	1	12200-MEN-730	D2	26	1	14105-MEB-670	D4	28	6		D7	31	22
06435-KZ4-J41	H6	86	1	12200-MEN-850	D2	26	1	14106-MEB-672	D4	28	7	14907-MBB-000	D5	29	21
06440-KZ4-820	H3	83	1	12200-MEN-A00	D2	26	1	14106-MEB-673	D4	28	7		D7	31	22
06440-KZ4-J40	H3	83	1	12204-MEB-P00	D2	26	2	14110-MEB-670	D4	28	8	14908-MBB-000	D5	29	21
06440-MEN-840	H3	83	1	12205-MEB-P00	D2	26	3	14110-MEB-770	D4	28	8		D7	31	22
06451-MZ2-405	H6	86	2	12209-GB4-682	D4	28	1	14110-MEN-670	D4	28	8	14909-MBB-000	D5	29	21
				12209-KL4-005	D4	28	2	14110-MEN-A00	D4	28	8		D7	31	22
11000				12226-MEB-670	D1	25	1	14110-MEN-A10	D4	28	8	14910-MBB-000	D5	29	21
					F6	62	2	14120-MEB-670	D2	26	7		D7	31	22
11100-MEB-670	E4	44	1	12240-MEB-670	D2	26	4	14120-MEB-770	D2	26	7	14911-MBB-000	D5	29	21
11100-MEB-770	E4	44	1	12240-MEB-770	D2	26	4	14130-MEB-670	D2	26	8		D7	31	22
11100-MEN-731	E4	44	1	12240-MEB-771	D2	26	4	14130-MEB-671	D2	26	8	14912-MBB-000	D5	29	21
11100-MEN-850	E4	44	1	12251-MEB-671	D2	26	5	14130-MEN-670	D3	27	33		D7	31	22
11100-MEN-A00	E4	44	1		F6	62	1	14133-MEB-670	D2	26	9	14913-MBB-000	D5	29	21
11100-MEN-A10	E4	44	1	12251-MEY-671	D2	26	5	14213-MEN-A00	D8	32	29		D7	31	22
11102-MEB-670	D11	35	1		F6	62	1	14320-MEN-A00	D10	34	16	14914-MBB-000	D5	29	21
	D12	36	1	12310-MEB-670	D1	25	2	14320-MEN-A10	D10	34	16		D7	31	22
11105-MEB-670	E4	44	2	12310-MEN-A01	D1	25	2	14321-MEB-670	D9	33	1	14915-MBB-000	D5	29	21
11191-MEB-670	E4	44	3	12316-MEB-670	D1	25	3	14321-MEB-671	D9	33	1		D7	31	22
	F8	64	1	12316-MEB-770	D1	25	3	14322-MN1-670	D9	33	2	14916-MBB-000	D5	29	21
11191-MEN-730	E4	44	3	12316-MEN-730	D1	25	3	14401-MEB-671	D9	33	3		D7	31	22
	F8	64	1	12328-MEB-670	D2	26	6	14440-MEB-670	D4	28	9	14917-MBB-000	D5	29	21
11191-MEN-850	E4	44	3	12391-MEB-670	D1	25	4	14440-MEB-671	D4	28	9		D7	31	22
	F8	64	1		F6	62	1	14451-MEB-670	D4	28	10	14918-MBB-000	D5	29	21
11200-MEB-670	E4	44	4					14510-MEB-670	D9	33	4		D7	31	22
11200-MEB-770	E4	44	4	13000				14515-KFO-000	D9	33	5	14919-MBB-000	D5	29	21
11200-MEB-771	E4	44	4					14520-MEB-670	D9	33	6		D7	31	22
11200-MEN-670	E4	44	4	13000-MEB-671	E7	47	1	14520-MEB-671	D9	33	6	14920-MBB-000	D5	29	21
11200-MEN-731	E4	44	4	13000-MEB-770	E7	47	1	14520-MEN-670	D9	33	6		D7	31	22
11200-MEN-850	E4	44	4	13000-MEN-670	E7	47	1	14520-MEN-671	D9	33	6	14921-MBB-000	D5	29	21
11200-MEN-A00	E4	44	4	13000-MEN-730	E7	47	1	14560-KCW-851	D9	33	7		D7	31	22
11200-MEN-A10	E4	44	4	13000-MEN-850	E7	47	1		F6	62	1	14922-MBB-000	D5	29	21
11206-MEB-670	D15	39	1	13000-MEN-A00	E7	47	1	14560-MEN-671	D9	33	7		D7	31	22
11331-MEB-670	D12	36	2	13000-MEN-A10	E7	47	1		F6	62	1	14923-MBB-000	D5	29	21
11331-MEB-770	D12	36	2	13011-MEB-670	E7	47	2	14620-MEB-670	D9	33	8		D7	31	22
11331-MEN-850	D12	36	2	13101-MEB-670	E7	47	3	14620-MEB-671	D9	33	8	14924-MBB-000	D5	29	21
11331-MEN-A00	D12	36	2	13101-MEN-670	E7	47	3	14620-MEN-671	D9	33	8		D7	31	22
11333-MEB-670	E1	41	1	13101-MEN-730	E7	47	3	14711-MEB-670	D4	28	11	14925-MBB-000	D6	30	21

4

PART NO. INDEX

L 2

Part Number	Address	Page	Ref.	Part Number	Address	Page	Ref.	Part Number	Address	Page	Ref.	Part Number	Address	Page	Ref.	Part Number	Address	Page	Ref.		
14958-MEB-670	D7	31	22	16015-MEN-851	E15	55	6	16165-MEB-671	F1	57	27	F5	61	3	16955-MEB-671	H12	92	2			
14959-MEB-670	D7	31	22	16015-MEN-A01	E15	55	6	16165-MEN-A01	F1	57	27	16210-MEB-670	D2	26	10	H14	94	2			
14960-MEB-670	D7	31	22	16016-KRN-A01	E15	55	7	16172-MEB-671	F1	57	28	16210-MEN-A00	D2	26	10	16997-467-000	H12	92	3		
14961-MEB-670	D8	32	22	16016-KSC-671	E15	55	7	16177-MEB-671	F1	57	29	16218-MCA-000	D2	26	11	H14	94	3			
14962-MEB-670	D8	32	22	16016-MEB-671	E15	55	7	16178-MEB-671	F1	57	30	16218-MCJ-000	D2	26	12						
14963-MEB-670	D8	32	22	16018-MEB-671	E15	55	8	16178-MEN-851	F3	59	48	16222-MV4-300	D2	26	13						
14964-MEB-670	D8	32	22	16018-MEY-A11	E15	55	8	16179-KZ4-690	F1	57	31	16230-MEB-671	F1	57	37						
14965-MEB-670	D8	32	22	16019-MEB-671	E15	55	9	16185-MEB-671	F1	57	32	F4	60	3	17210-MEB-670	I2	98	2			
14966-MEB-670	D8	32	22	16020-MEB-671	F4	60	1	16185-MEN-671	F1	57	32	16230-MEN-671	F1	57	37	17210-MEB-770	I4	100	2		
14967-MEB-670	D8	32	22	16020-MEB-771	F4	60	1	16196-MEB-671	F1	57	33	F4	60	3	17212-MEB-670	I2	98	23			
14968-MEB-670	D8	32	22	16020-MEN-671	F4	60	1	16196-MEN-851	F1	57	33	16230-MEN-731	F1	57	37	17212-MEB-770	I4	100	3		
14969-MEB-670	D8	32	22	16020-MEN-732	F4	60	1	16197-MEB-671	F1	57	34	F5	61	3	17212-MEN-670	I5	101	25			
14970-MEB-670	D8	32	22	16020-MEN-861	F4	60	1	16198-MEB-671	F1	57	35	16230-MEN-E01	F3	59	51	I6	102	3			
14971-MEB-670	D8	32	22	16020-MEN-E01	F4	60	1	16199-MEB-671	F1	57	36	F5	61	3	17213-KRN-850	I6	102	4			
14972-MEB-670	D8	32	22	16020-MEN-E11	F4	60	1	16201-MEB-671	F1	57	37	16230-MEN-E11	F3	59	51	17213-MEB-670	I2	98	3		
14973-MEB-670	D8	32	22	16021-MEB-671	E15	55	10	F4	60	3	F5	61	3	17213-MEB-770	I4	100	4				
				16021-MEB-771	E15	55	10	16201-MEN-671	F1	57	37	16231-MEB-671	F1	57	37	I6	102	4			
				16021-MEN-A01	E15	55	10	F4	60	3	F4	60	3	17214-MEB-670	I3	99	24				
				16028-MEB-671	E15	55	11	16201-MEN-731	F1	57	37	16231-MEN-671	F1	57	37	17214-MEB-770	I4	100	5		
				16028-MEN-A01	E16	56	11	F4	60	3	F4	60	3	17214-MEN-670	I5	101	26				
15111-MEB-670	D15	39	2	16029-MEB-671	E16	56	12	16201-MEN-E01	F3	59	51	16231-MEN-731	F1	57	37	I6	102	5			
15111-MEB-770	D15	39	2	16029-MEY-A11	E16	56	12	F5	61	3	F5	61	3	17215-MEB-671	I2	98	4				
15133-MEB-670	D15	39	3	16032-MEB-671	E16	56	13	16201-MEN-E11	F3	59	51	16231-MEN-E01	F3	59	51	17217-MEB-670	I2	98	5		
15150-MEB-670	D15	39	4	16032-MEN-A11	E16	56	13	F5	61	3	F5	61	3	17217-MEB-770	I4	100	6				
15150-MEN-850	D15	39	4	16032-MEN-E01	E16	56	13	16202-MEB-671	F1	57	37	16231-MEN-E11	F3	59	51	I6	102	6			
15201-MEB-670	E14	54	1	16033-MEB-671	E16	56	14	F4	60	3	F5	61	3	17218-KZ3-860	I2	98	6				
15220-MEB-670	E1	41	4	16033-MEN-A01	F3	59	50	16202-MEN-671	F1	57	37	16232-MEB-671	F1	57	37	I4	100	7			
15220-MEB-770	E1	41	4	16037-MEB-671	E16	56	15	F4	60	3	F4	60	3	16232-MEN-671	F1	57	37	I6	102	7	
15331-958-000	D15	39	5	16038-KRN-671	E16	56	16	16202-MEN-731	F1	57	37	F4	60	3	17223-MEB-670	I2	98	7			
15332-958-000	D15	39	6	16038-MEB-671	E16	56	16	F4	60	3	F4	60	3	I4	100	8					
15412-MEB-671	E1	41	5	16046-MEB-671	E16	56	17	16202-MEN-E01	F3	59	51	16232-MEN-731	F1	57	37	17250-MEN-731	I6	102	8		
15412-MEN-671	E1	41	5	16060-MEB-671	E16	56	18	F5	61	3	F5	61	3	17250-MEN-850	I6	102	8				
15414-MEB-670	E1	41	6	16060-MEN-A11	E16	56	18	16202-MEN-E11	F3	59	51	16232-MEN-E01	F3	59	51	17253-MEB-670	I2	98	8		
15432-MEB-670	D15	39	7	16072-MEN-731	E15	55	5	F5	61	3	F5	61	3	17253-MEB-770	I4	100	9				
15433-KGB-610	D15	39	8	16076-ND5-004	F3	59	49	16203-MEB-671	F1	57	37	16232-MEN-E11	F3	59	51	17253-MEN-730	I6	102	9		
15434-MEB-670	D15	39	9	16080-HP1-601	E16	56	19	F4	60	3	F5	61	3	17291-MEB-670	I2	98	9				
15611-KA4-710	D12	36	6	16080-MEB-671	E16	56	19	16203-MEN-671	F1	57	37	16233-MEB-671	F1	57	37	I4	100	10			
	E1	41	7	16081-MEB-671	E16	56	20	16203-MEN-731	F1	57	37	F4	60	3	I6	102	10				
15707-634-000	I6	102	1	16082-MEB-671	E16	56	21	16203-MEN-E01	F3	59	51	16233-MEN-671	F1	57	37	17291-MEB-770	I4	100	10		
15771-551-000	I2	98	1	16083-MEB-671	E16	56	22	16203-MEN-E11	F3	59	51	F4	60	3	17359-MAG-LOO	I2	98	10			
	I4	100	1	16088-HP1-901	F3	59	47	16204-MEB-671	F1	57	37	16233-MEN-731	F1	57	37	I4	100	11			
	I6	102	2	16088-MEN-731	F3	59	47	F4	60	3	F5	61	3	I6	102	11					
				16100-MEB-671	E16	56	23	16204-MEN-671	F1	57	37	16233-MEN-E01	F3	59	51	17370-419-700	I2	98	11		
				16100-MEB-771	E16	56	23	F4	60	3	F5	61	3	I4	100	12					
				16100-MEN-671	E16	56	23	16204-MEN-731	F1	57	37	16233-MEN-E11	F3	59	51	I6	102	12			
16010-MEB-671	E15	55	1	16100-MEN-734	E16	56	23	F5	61	3	F5	61	3	17372-MEB-670	I2	98	12				
16010-MEN-671	E15	55	1	16100-MEN-735	E16	56	23	16204-MEN-E01	F3	59	51	16234-MEB-671	F1	57	37	I4	100	13			
16010-MEN-851	E15	55	1	16100-MEN-862	E16	56	23	F5	61	3	F4	60	3	I6	102	13					
16011-KZ3-J11	E15	55	2	16100-MEN-E02	F1	57	23	16204-MEN-E11	F3	59	51	16234-MEN-671	F1	57	37	17372-MEN-A10	I6	102	13		
16011-MEB-671	E15	55	3	16100-MEN-E11	F1	57	23	F5	61	3	F4	60	3	17373-KC1-J10	I2	98	13				
16011-MEN-851	E15	55	2	16112-HP1-A01	F1	57	24	16205-MEB-671	F1	57	37	16234-MEN-731	F1	57	37	I4	100	14			
16013-KRN-851	E15	55	4	16112-MEB-671	F1	57	24	F4	60	3	F5	61	3	I6	102	14					
16013-MEB-671	E15	55	4	16112-MEY-A11	F1	57	24	16205-MEN-671	F1	57	37	16234-MEN-E01	F3	59	51	17374-MEB-670	I2	98	14		
16014-MEB-671	E15	55	5	16157-MEB-671	F1	57	25	F4	60	3	F5	61	3	I4	100	15					
16014-MEN-731	F3	59	46	16157-MEN-671	F1	57	25	16205-MEN-731	F1	57	37	16234-MEN-E11	F3	59	51	17374-MEN-730	I6	102	15		
16014-MEN-732	F3	59	46	16157-MEN-A01	F1	57	25	F5	61	3	F5	61	3	17374-MEN-A10	I6	102	15				
16014-MEY-A11	E15	55	5	16163-MEB-671	F1	57	26	16205-MEN-E01	F3	59	51	16240-MEN-730	D12	36	19	17375-MEB-670	I2	98	15		
16015-KRN-731	E15	55	6		F4	60	2	F5	61	3	16950-MEB-671	H12	92	1	I4	100	16				
16015-MEB-671	E15	55	6	16165-KRN-A01	F1	57	27	16205-MEN-E11	F3	59	51	16950-MEN-731	H14	94	1	I7	103	16			

4

PART NO. INDEX

L 3

Part Number	Address	Page	Ref.	Part Number	Address	Page	Ref.	Part Number	Address	Page	Ref.	Part Number	Address	Page	Ref.	Part Number	Address	Page	Ref.
17509-KZ3-B00	H12	92	4	18310-MEN-730	I12	108	2	18350-MEN-E10	I14	110	11	19034-KZ4-J20	J13	125	5	19508-KA3-710	I8	104	7
	H14	94	4	18310-MEN-731	I12	108	2	18351-MEB-630	I11	107	10	19034-MEN-730	J15	127	4		I9	105	7
17510-MEB-670	H12	92	5	18310-MEN-860	I14	110	2	18351-MEB-640	I9	105	19	19034-MEN-850	J15	127	4		I10	106	13
17510-MEN-670	H12	92	5	18310-MEN-E00	I14	110	2	18351-MEB-670	I8	104	18	19037-GEE-710	J13	125	6		I11	107	14
17510-MEN-730	H14	94	5	18310-MEN-E10	I14	110	2	18351-MEB-770	I10	106	9	19037-KRN-640	J15	127	5		I12	108	14
17514-MEB-670	H12	92	6	18311-MEB-670	I8	104	14	18351-MEN-670	I12	108	10	19037-KRN-641	J15	127	5		I14	110	16
	H14	94	6		I9	105	14	18351-MEN-730	I12	108	10	19045-GBF-700	J13	125	6	19516-ML7-691	J14	126	27
17515-MEB-670	H12	92	7		I10	106	3	18351-MEN-731	I12	108	10	19045-GBF-770	J13	125	6	19523-KRN-730	D3	27	14
17515-MEN-730	H14	94	7		I11	107	3	18351-MEN-860	I14	110	12	19046-PAA-A00	J13	125	9	19523-MEB-670	D2	26	14
17516-MEB-670	H12	92	8	18312-MEB-640	I9	105	15	18351-MEN-E00	I14	110	12	19051-KA3-830	J13	125	7				
17516-MEN-730	H14	94	8		I11	107	4	18351-MEN-E10	I14	110	12	19051-KRN-000	J15	127	6				
17517-MEB-670	H12	92	9	18318-MEN-670	I12	108	3	18352-MEB-641	I9	105	20	19052-MAC-680	J13	125	8	22000			
17517-MEN-670	H12	92	9	18320-MEB-670	I8	104	3		I11	107	11		J16	128	7				
17517-MEN-730	H14	94	9		I9	105	3	18352-MEB-670	I8	104	19	19055-KRN-640	J16	128	8	22100-MEB-670	D13	37	2
17518-KS6-700	H12	92	10	18320-MEB-671	I10	106	4		I10	106	10	19055-KRN-641	J16	128	8	22100-MEB-770	D13	37	2
17518-KZ4-710	H14	94	10		I11	107	5	18352-MEN-670	I12	108	11	19055-MV9-881	J13	125	9	22100-MEN-850	D13	37	2
17521-KZ4-J20	H12	92	11	18320-MEN-670	I12	108	4	18352-MEN-730	I12	108	11	19055-MV9-921	J13	125	9	22100-MEN-A00	D13	37	2
17521-MEN-730	H14	94	11	18320-MEN-730	I12	108	4	18352-MEN-860	I14	110	13	19061-MEB-670	J13	125	10	22100-MEN-A10	D13	37	2
17522-MEN-730	H14	94	12	18320-MEN-850	I14	110	3	18352-MEN-E00	I14	110	13	19061-MEN-730	J16	128	9	22106-KS7-000	D13	37	3
17620-MEB-670	H12	92	12	18320-MEN-E10	I14	110	3	18354-KS6-000	J13	125	1	19062-MEB-670	J13	125	11	22120-KZ3-B10	D13	37	4
17620-MEN-730	H14	94	13	18323-MEB-670	I8	104	4	18375-MEN-670	I12	108	12	19062-MEN-730	J16	128	10	22120-KZ3-B11	D13	37	4
17624-KT1-780	H12	92	13		I9	105	4		I14	110	14	19063-MEB-670	J13	125	12	22120-MEN-A00	D13	37	4
	H14	94	14		I10	106	5	18375-MEN-A00	I15	111	26	19064-MEB-670	J13	125	13	22120-MEN-A10	D13	37	4
	H12	92	14		I11	107	6	18376-MG7-000	I8	104	5	19064-MEN-730	J16	128	11	22201-MEB-670	D13	37	5
17681-MEB-670	H14	94	15	18323-MEN-670	I12	108	5		I9	105	5	19064-MEN-730	J16	128	11	22201-MEN-670	D14	38	22
17682-MEB-670	H12	92	15	18323-MEN-730	I12	108	5		I10	106	11	19065-MEB-670	J13	125	14	22201-MEN-A10	D13	37	5
17682-MEN-670	H12	92	15		I14	110	4		I11	107	12	19065-MEN-730	J16	128	12	22201-MEN-A10	D14	38	22
17682-MEN-730	H14	94	16	18324-MEB-670	I8	104	15	18392-MEB-670	F6	62	1	19065-MEN-850	J16	128	12	22321-KZ3-690	D13	37	6
17682-MEN-850	H14	94	16		I9	105	16		I8	104	6	19066-MEB-670	J13	125	15	22351-KZ3-860	D13	37	7
17900-MEN-A00	G4	68	31		I10	106	6		I9	105	6	19066-MEN-730	J16	128	13	22352-KAE-770	D13	37	8
17910-MEB-670	G1	65	1		I11	107	7		I10	106	12	19069-MEB-670	J14	126	16	22401-KZ3-690	D13	37	9
17910-MEN-670	G3	67	1		I12	108	6		I11	107	13	19069-MEB-671	J14	126	16	22401-MEN-670	D13	37	9
17910-MEN-730	G3	67	1		I13	109	22		I12	108	13	19069-MEN-730	J16	128	14	22810-MEB-670	E4	44	6
17910-MEN-852	G3	67	1	18324-MEN-840	I14	110	5	18392-MEY-670	F6	62	1	19070-MEB-670	J14	126	17	22810-MEN-670	E4	44	6
17913-KB7-000	G1	65	2	18328-MEN-850	I14	110	6		I14	110	15	19070-MEB-671	J14	126	17	22813-MEB-670	E4	44	7
	G3	67	2	18329-MEN-670	I12	108	7	18601-MBW-003	E4	44	5	19071-MEB-670ZA	H12	92	16	22838-MEB-670	E1	41	8
17920-MEB-670	G1	65	3	18329-MEN-850	I14	110	7					19071-MEB-770ZA	H12	92	16	22838-MEN-670	E1	41	8
17920-MEN-670	G3	67	3	18330-MEN-840	I14	110	8	19000				19071-MEN-670ZA	H12	92	16	22838-MEN-730	E1	41	8
17920-MEN-730	G3	67	3	18331-MJ6-003	I13	109	22					19071-MEN-730ZA	H14	94	17	22850-MEN-730	D13	37	10
17920-MEN-852	G3	67	3	18336-MEB-670	I8	104	16	19010-MEB-631	J13	125	2	19071-MEN-850ZA	H14	94	17	22851-KZ3-J20	D13	37	10
17950-MEB-670	G1	65	4		I9	105	17	19010-MEB-641	J13	125	2	19071-MEN-A00ZA	H14	94	17	22870-MEB-670	G1	65	5
17950-MEN-670	G3	67	4	18336-MEB-770	I10	106	7	19010-MEB-671	J13	125	2	19071-MEN-A10ZA	H14	94	17	22870-MEN-670	G3	67	5
17950-MEN-850	G3	67	4		I11	107	8	19010-MEB-771	J13	125	2	19072-MEB-670ZA	H12	92	17	22870-MEN-850	G3	67	5
17950-MEN-A10	G3	67	4	18336-MEN-670	I12	108	8	19010-MEN-641	J13	125	2	19072-MEB-770ZA	H12	92	17	22870-MEN-A10	G3	67	5
					I14	110	9	19010-MEN-730	J15	127	1	19072-MEN-670ZA	H12	92	17				
18000				18336-MEN-E10	I14	110	9	19010-MEN-730	J15	127	1	19072-MEN-670ZA	H14	94	18	23000			
				18338-MEN-730	I12	108	3	19010-MEN-850	J15	127	1	19072-MEN-730ZA	H14	94	18				
					I14	110	10	19010-MEN-A00	J15	127	1	19072-MEN-850ZA	H14	94	18				
18291-MEB-670	F6	62	1		I14	110	10	19010-MEN-A01	J15	127	1	19072-MEN-A00ZA	H14	94	18	23121-MEB-670	D13	37	11
	I8	104	1	18338-MEN-A00	I14	110	10	19015-MEB-671	J13	125	3	19072-MEN-A10ZA	H15	95	18	23121-MEB-770	D13	37	11
	I9	105	1	18338-MEN-E10	I15	111	29	19015-MEB-673	J13	125	3	19215-MEB-670	D16	40	1	23210-MEB-670	E9	49	1
	I10	106	1	18345-MEN-E10	I15	111	30	19015-MEN-730	J15	127	2	19215-MEN-850	D16	40	1	23210-MEN-A00	E9	49	1
	I11	107	1	18350-MEB-670	I8	104	17	19015-MEN-850	J15	127	2	19221-MEB-670	D16	40	2	23210-MEN-A10	E9	49	1
	I12	108	1		I9	105	18	19015-MEN-A00	J15	127	2	19221-MEN-850	D16	40	2	23221-MEB-670	E9	49	2
	I14	110	1	18350-MEB-770	I10	106	8	19015-MEN-A01	J15	127	2	19226-MEB-670	D16	40	3	23221-MEN-850	E9	49	2
18310-MEB-630	I11	107	2		I11	107	9	19020-MEB-670	J14	126	25		F8	64	1	23221-MEN-A00	E9	49	2
18310-MEB-640	I9	105	2	18350-MEN-670	I12	108	9	19021-MEB-670	J14	126	26	19241-MEB-670	D16	40	4	23225-MEN-730	E9	49	3
18310-MEB-670	I8	104	2	18350-MEN-730	I12	108	9	19033-KZ4-J20	J13	125	4	19506-KS6-700	J14	126	18	23225-ML3-680	E9	49	3
18310-MEB-770	I10	106	2	18350-MEN-860	I14	110	11	19033-MEN-730	J15	127	3					23411-KS7-000	E9	49	4
18310-MEN-670	I12	108	2	18350-MEN-E00	I14	110	11	19033-MEN-850	J15	127	3					23411-MEN-730	E9	49	4

4

PART NO. INDEX

L 4

Part Number	Address	Page	Ref.	Part Number	Address	Page	Ref.	Part Number	Address	Page	Ref.	Part Number	Address	Page	Ref.	Part Number	Address	Page	Ref.
23412-KA4-740	E9	49	5	24311-MEB-670	E12	52	6	30410-MEN-711	J11	123	10	41202-ML3-811	H9	89	3	43469-MEB-000	J4	116	5
23421-KZ3-L20	E9	49	6	24311-MEN-730	E12	52	6	30410-MEN-861	J11	123	10	41203-KZ3-J20	H9	89	3	43500-KZ4-J41	H7	87	2
23421-MEB-770	E9	49	6	24311-MEN-A10	E13	53	30	30410-MEN-A01	J11	123	10	41231-KZ4-J20	H9	89	4	43500-KZ4-J42	H7	87	2
23421-MEN-A10	E9	49	6	24312-KA3-741	E12	52	7	30410-MEN-A11	J12	124	2					43500-KZ4-J43	H7	87	2
23431-KS7-830	E9	49	7	24315-HA0-000	E12	52	8	30410-MEN-E11	J12	124	2	42000				43504-MB2-006	H7	87	3
23431-KZ3-L30	E9	49	7	24321-MEB-670	E12	52	9	30500-MEB-670	J11	123	3					43513-KZ4-J41	H7	87	4
23432-ML3-870	E9	49	8	24322-MM4-000	E12	52	10	30500-MEB-671	J11	123	3	42301-KZ4-J40	H9	89	5	43514-KS6-701	I5	101	24
23441-MEB-670	E9	49	9	24324-KA3-711	E12	52	11		J12	124	3	42305-KZ4-J40	H9	89	6		I7	103	17
23441-MEN-730	E9	49	9	24325-KA3-711	E12	52	12	30590-GBF-851	K6	134	1	42306-KZ4-J20	H9	89	7	43520-KZ4-J41	H7	87	5
23441-MEN-A00	E9	49	9	24326-KBH-901	E12	52	13	30700-MEB-670	J11	123	4	42311-KZ4-J40	H9	89	8	43520-KZ4-J42	H7	87	5
23441-MEN-A10	E9	49	9	24328-MEB-670	E12	52	14	30700-MEB-671	J11	123	4	42620-KZ4-J20	H9	89	9	43520-KZ4-J43	H7	87	5
23451-MEB-670	E9	49	10	24329-KA3-740	E12	52	15		J12	124	4	42635-KRN-710	H9	89	10	43521-KZ4-J41	H8	88	6
23451-MEN-850	E9	49	10	24430-KA3-740	E12	52	16					42635-KZ4-J40	H9	89	10	43522-KZ4-J41	H8	88	7
23451-MEN-A00	E9	49	10	24435-MEB-670	E13	53	17	31000				42635-MEB-750	H9	89	10	43530-KZ4-J41	H8	88	8
23451-MEN-A10	E10	50	10	24435-MEN-A10	E13	53	17					42635-MEN-000	H9	89	10				
23461-MEB-670	E10	50	11	24610-MEB-670	E13	53	18	31100-MEB-670	E3	43	1	42650-KZ3-J40	H10	90	11	44000			
23461-MEB-770	E10	50	11	24610-MEN-670	E13	53	18	31100-MEB-671	E3	43	1	42650-MEB-750	H10	90	11				
23461-MEN-A10	E10	50	11	24610-MEN-730	E13	53	18	31110-MEN-003	E3	43	7	42650-MEN-000	H10	90	11	44301-KZ4-J40	H3	83	3
23462-KZ3-L20	E10	50	12	24610-MEN-850	E13	53	18	31120-MEN-003	E3	43	8	42650-MEN-710	H10	90	11	44301-MEN-000	H3	83	3
23471-MEB-670	E10	50	13	24651-MEB-670	E13	53	19	31120-MEN-731	E3	43	8	42650-MEN-A10	H10	90	11	44311-KZ4-J40	H3	83	4
23471-MEB-671	E10	50	13	24652-HA0-000	E13	53	20	31120-MEN-A11	E3	43	8	42701-KZ3-J41	H10	90	12	44312-MAC-740	H3	83	5
23471-MEN-A10	E10	50	13	24700-MEB-670	I16	112	1	31918-MEB-671	D3	27	15	42701-MEN-A11	H10	90	12	44312-MEN-000	H3	83	5
23472-KY4-900	E14	54	14	24700-MEB-770	I16	112	1	31918-MEB-672	D3	27	15	42711-KZ3-611	H10	90	13	44620-MAC-680	H3	83	6
23481-MEB-670	E10	50	14	24700-MEB-771	I16	112	1	31919-MEB-671	D3	27	15	42711-KZ3-E11	H10	90	13	44635-MAC-680	H3	83	7
23481-MEN-730	E10	50	14	24700-MEN-730	I16	112	1	31919-MEB-672	D3	27	15	42711-MEB-771	H10	90	13	44635-MEN-840	H3	83	7
23481-MEN-850	E10	50	14	24700-MEN-A00	I16	112	1					42711-MEN-004	H10	90	13	44650-KZ3-810	H3	83	8
23481-MEN-A00	E10	50	14					32000				42712-KZ3-611	H10	90	14	44650-KZ3-J40	H3	83	8
23481-MEN-A10	E10	50	14	28000								42712-MEB-771	H10	90	14	44650-MEN-000	H3	83	8
23482-MEN-A00	E11	51	39					32100-MEB-670	J11	123	5	42713-KZ3-611	H10	90	15	44650-MEN-840	H3	83	8
23491-MEB-670	E10	50	15	28211-MEB-670	E14	54	2	32100-MEN-000	J11	123	5	42713-MEB-771	H10	90	15	44650-MEN-A10	H3	83	8
23491-MEB-671	E10	50	15	28211-MEN-670	E14	54	2	32100-MEN-710	J11	123	5	42714-KA3-710	H3	83	2	44701-KZ3-811	H3	83	9
23491-MEN-A00	E10	50	15	28215-MEB-670	E14	54	3	32100-MEN-A00	J11	123	5		H10	90	16	44701-KZ3-J41	H3	83	9
23491-MEN-A10	E10	50	15	28221-MEB-670	E14	54	4	32100-MEN-A10	J12	124	5	42715-KA2-680	H4	84	13	44701-MEN-003	H3	83	9
23492-KY2-000	E11	51	40	28221-MEN-770	E14	54	4	32112-KRN-670	E3	43	2	42715-MA0-770	H10	90	17	44701-MEN-A11	H3	83	9
23802-KSC-670	E11	51	27	28223-KA4-740	E14	54	5	32112-MEB-670	E3	43	2	42717-329-000	H10	90	18	44711-KZ3-E11	H3	83	10
23802-KZ3-860	E10	50	16	28231-KS7-000	E14	54	6	32171-GF9-621	E3	43	9					44711-KZ4-811	H4	84	10
23802-MEN-730	E10	50	16	28232-KA4-740	E14	54	7		G1	65	6	43000				44711-MEB-771	H3	83	10
23810-MEB-670	E1	41	9	28251-MEB-670	E14	54	8		G3	67	6					44711-MEN-004	H4	84	10
23810-MEN-730	E1	41	9	28251-MEN-670	E14	54	15	32171-MEB-670	J11	123	6	43108-KZ4-J41	H6	86	3	44711-MEN-J01	H4	84	10
23810-MEN-A10	E2	42	31	28261-MEB-670	E14	54	9	32173-MEN-850	G4	68	30	43112-KZ4-J41	H6	86	4	44711-ML3-911	H4	84	10
23812-MEB-670	E1	41	10	28282-MEB-670	E14	54	10					43131-KW3-006	H6	86	5	44712-400-004	H4	84	11
23812-MEN-A10	E2	42	32	28300-MEB-670	I16	112	2					43150-KRN-711	H6	86	6	44712-KS6-641	H4	84	11
				28300-MEB-671	I16	112	2	35000				43150-KZ4-J41	H6	86	6	44712-KZ4-811	H4	84	11
24000				28300-MEN-850	J1	113	18	35130-MEB-670	G1	65	7	43190-KRN-711	H6	86	7	44712-MEB-771	H4	84	11
				28302-MEB-670	I16	112	3		G3	67	7	43190-KZ4-J41	H6	86	7	44713-KS6-641	H4	84	12
24211-KA4-770	E12	52	1	28302-MEN-671	I16	112	3	35759-MEN-A11	E6	46	34	43215-KZ4-J41	H6	86	8	44713-KZ4-811	H4	84	12
24211-MEN-730	E12	52	1	28306-KAE-770	I16	112	4					43310-MEB-003	H7	87	1	44713-MEB-771	H4	84	12
24221-KA4-770	E12	52	2	28306-MEN-670	I16	112	4	40000				43310-MEN-A11	H7	87	1	44715-MA0-770	H4	84	13
24221-MEN-730	E12	52	2	28333-KK0-000	I16	112	5					43330-KZ4-J40ZA	H6	86	9				
24231-KA4-771	E12	52	3									43340-KZ4-J40ZA	H6	86	10				
24231-MEN-730	E12	52	3					40530-KZ3-J31	J4	116	1	43340-MEY-000ZA	H6	86	10				
24241-KZ3-A10	E12	52	4	30000				40531-KZ4-J31	J4	116	2	43351-KZ4-J40	H10	90	19	45105-MY6-405	H2	82	4
24241-KZ3-L20	E12	52	5					40540-MEN-003	J4	116	1	43351-MEN-A10	H11	91	32	45105-MY6-415	H2	82	4
24241-MEB-770	E12	52	4	30401-MEB-670	J11	123	1					43352-568-003	H2	82	2	45107-KZ4-J31	H2	82	5
24241-MEN-670	E12	52	4	30401-MEN-670	J11	123	1	41000					H6	86	11	45107-MCT-006	H6	86	13
24241-MEN-730	E12	52	4	30401-MEN-A10	J12	124	1					43353-461-771	H2	82	3	45108-MY1-006	H2	82	6
24242-MEB-770	E12	52	5	30410-MEB-670	J11	123	2	41201-KZ3-J40	H9	89	3		H6	86	12	45111-MAJ-G41	H6	86	14
24242-MEN-670	E12	52	5	30410-MEB-671	J11	123	2	41202-KZ3-J40	H9	89	3	43468-MCJ-000	J4	116	3	45112-KS6-701	H2	82	7
24242-MEN-730	E12	52	5	30410-MEN-003	J11	123	10	41202-KZ4-J20	H9	89	3	43468-MEB-000	J4	116	4	45125-KZ4-J41	G5	69	1

PART NO. INDEX

L 5

Part Number	Address	Page	Ref.	Part Number	Address	Page	Ref.	Part Number	Address	Page	Ref.	Part Number	Address	Page	Ref.
45125-MEN-003	G5	69	1	50100-MEN-671	K1	129	1					51450-MEN-D11	H1	81	39
45131-HA5-672	H2	82	8	50124-KRN-A00	K4	132	28	50618-KZ4-J40	J3	115	8	51450-MEN-J01	G16	80	15
45132-166-016	H2	82	10	50124-MEB-670	K1	129	2	50642-KZ4-J40	J3	115	9	51451-KZ3-B01	G16	80	16
	H6	86	16	50124-MEN-670	K2	130	29	50642-MEN-670	J3	115	9	51451-MEN-A11	G16	80	16
45133-MA3-006	H2	82	11		K3	131	2	50990-MEB-670	K1	129	10	51453-KZ3-B01	G16	80	17
	H6	86	17	50128-MEN-670	K2	130	30	50990-MEB-770	K1	129	10	51453-MEN-A11	H1	81	40
45150-KZ4-J31	H2	82	12	50128-MEN-730	K3	131	3	50993-MEB-670	K1	129	11	51456-KZ3-J41	G16	80	18
45150-MEN-006	H2	82	12	50128-MEN-A10	K4	132	29	50993-MEB-770	K1	129	11	51476-KZ3-711	G16	80	19
45190-KZ4-J21	H2	82	13	50129-MEN-730	K3	131	4					51476-MEY-003	G16	80	19
45190-MEN-006	H2	82	17	50180-MEN-730	K3	131	5	51000				51480-MEN-003	H1	81	37
45203-MG3-016	H2	82	14	50181-MEN-A10	K4	132	30					51480-MEN-711	H1	81	37
45215-HA5-672	H2	82	15	50200-MEB-670	K1	129	3	51400-MEB-003ZA	G14	78	3	51480-MEN-841	H1	81	37
45351-KZ4-J30	H4	84	14	50200-MEB-770	K1	129	3	51400-MEB-751ZA	G14	78	3	51480-MEN-A11	H1	81	37
45351-MEN-A10	H5	85	24	50200-MEN-670	K1	129	3	51401-KZ3-J41	G14	78	4	51480-MEN-D11	H1	81	37
45461-GBF-J00	G14	78	1	50200-MEN-730	K3	131	6	51401-MEB-003	G14	78	4	51480-MEN-J01	H1	81	37
45461-KA3-710	G14	78	1	50200-MEN-850	K3	131	6	51401-MEN-711	G14	78	4	51490-KZ3-J31	G16	80	20
45461-MEN-000	H1	81	35	50200-MEN-A00	K3	131	6	51401-MEN-A11	G14	78	4	51490-MEN-003	G16	80	20
45462-GBF-J00	G14	78	2	50283-MEN-A00	K3	131	7	51402-MEB-003	G14	78	4	51500-MEB-003ZA	G16	80	21
45462-KA3-710	G14	78	2	50283-MR7-300	K3	131	7	51402-MEB-751	G14	78	4	51500-MEB-751ZA	G16	80	21
45462-MEN-000	H1	81	36	50355-MEB-670	K1	129	4	51402-MEN-A11	G14	78	4	51520-MEB-003	G16	80	22
45468-KS7-830	G10	74	9	50355-MEN-670	K1	129	4	51403-KZ3-J41	G14	78	4	51520-MEN-003	G16	80	22
	G11	75	1	50355-MEN-730	K3	131	8	51403-MEB-003	G14	78	4	51520-MEN-711	G16	80	22
	G10	74	1	50360-MEB-670	K1	129	5	51403-MEN-A11	G14	78	4	51520-MEN-841	G16	80	22
45504-KN5-006	G5	69	2	50360-MEN-670	K1	129	5	51410-KZ3-J31	G14	78	5	51520-MEN-A11	G16	80	22
45504-MEN-J01	G6	70	22	50360-MEN-730	K3	131	9	51410-MEN-003	G15	79	5	51580-MEN-003	H1	81	38
45510-KCE-671	G5	69	3	50403-MEB-770	K1	129	6	51410-MEN-841	G15	79	5	51580-MEN-711	H1	81	38
45510-MEN-J01	G5	69	3	50404-MEB-770	K2	130	26	51410-MEN-A11	G15	79	5	51580-MEN-841	H1	81	38
45513-KCE-671	G5	69	4	50405-MEB-670	K1	129	6	51412-KRN-711	G15	79	6	51580-MEN-A11	H1	81	38
45517-GW0-751	G5	69	5		K2	130	26	51412-KZ3-B01	G15	79	6	51580-MEN-D11	H1	81	38
45518-KA3-731	G5	69	6	50407-MEB-670	K1	129	7	51414-KZ3-B01	G15	79	7	51580-MEN-J01	H1	81	38
45518-MEN-J01	G5	69	6	50407-MEB-770	K2	130	27	51415-KZ3-B01	G15	79	8	51610-MAC-781ZA	H1	81	23
45520-KA3-731	G5	69	7	50407-MEN-670	K2	130	27	51420-MEB-003	G15	79	9	51610-MEB-750ZA	H1	81	23
45523-KA3-731	G5	69	8	50407-MEN-730	K3	131	10	51420-MEN-003	G15	79	9	51610-MEN-000ZA	H1	81	24
45523-MEB-003	G5	69	9	50407-MEN-850	K3	131	10	51420-MEN-711	G15	79	9	51614-KZ4-J40ZA	H4	84	15
45525-MEN-J01	G6	70	23	50408-MEB-670	K1	129	8	51420-MEN-841	G15	79	9	51614-KZ4-J41ZA	H5	85	15
45530-KCE-671	G5	69	10	50408-MEB-770	K2	130	28	51420-MEN-A11	G15	79	9	51620-MAC-781ZA	H1	81	24
45530-MEN-J01	G5	69	10	50408-MEN-670	K2	130	28	51430-MEB-003	G15	79	10	51620-MEN-000ZA	H1	81	23
				50408-MEN-730	K3	131	11	51430-MEB-751	G15	79	10				
46000				50408-MEN-850	K3	131	11	51430-MEN-003	G15	79	10	52000			
				50410-MEB-670	K1	129	9	51430-MEN-711	G15	79	10				
46182-500-013	H8	88	9	50410-MEB-770	K1	129	9	51430-MEN-841	G15	79	10	52101-KZ4-J40	J4	116	6
46182-MEL-D21	H8	88	9	50410-MEN-670	K1	129	9	51430-MEN-A11	G15	79	10	52141-KZ3-J40	J4	116	7
46504-KZ4-J41	H8	88	10		K3	131	12	51430-MEN-D11	G15	79	10	52141-MEN-710	J4	116	7
46510-MEB-670	I16	112	6	50500-KA3-820	J2	114	1	51431-KZ3-B01	G15	79	11	52142-KZ4-J40	J4	116	8
46510-MEN-670	I16	112	6	50524-KBW-900	I1	97	1	51431-MEN-D11	G15	79	11	52143-KZ3-860	J4	116	9
46510-MEN-730	J1	113	21	50530-KZ4-J40	J2	114	2	51437-KZ3-J41	G15	79	12	52143-KZ4-J40	J4	116	10
46511-KZ4-J00	I16	112	7	50603-KZ4-J40	J2	114	3	51437-MEB-003	G15	79	12	52146-KRN-710	J4	116	11
46513-KRN-730	I16	112	8	50610-KZ3-J50	J2	114	4	51437-MEN-A11	G15	79	12	52146-KRN-711	J4	116	11
46513-KZ4-J20	I16	112	8	50610-KZ4-J40	J2	114	4	51440-KRN-711	G16	80	13	52146-KZ4-J40	J4	116	11
46525-KK0-003	I16	112	10	50610-MEN-670	J2	114	4	51440-MEN-003	G16	80	13	52146-MEN-000	J4	116	11
				50610-MEN-671	J2	114	4	51441-KZ3-J41	G15	79	13	52146-MEN-J00	J5	117	41
50000				50611-KZ3-J50	J2	114	5	51441-MEB-751	G15	79	13	52147-KRN-710	J5	117	13
				50611-KZ4-J40	J2	114	5	51447-KZ3-003	G16	80	14	52147-MEN-J00	J5	117	13
50010-MEN-730	K3	131	1	50611-MEN-670	J2	114	5	51450-MEB-003	G16	80	15	52148-MAC-780	J4	116	12
50010-MEN-850	K3	131	1	50611-MEN-671	J3	115	5	51450-MEB-751	G16	80	15	52148-MEN-000	J4	116	12
50010-MEN-A00	K3	131	1	50616-KZ4-J40	J3	115	6	51450-MEN-003	G16	80	15	52156-ML3-910	J4	116	13
50010-MEN-A10	K3	131	1	50616-MEN-670	J3	115	6	51450-MEN-711	G16	80	15	52160-MEN-000	J5	117	37
50100-MEB-670	K1	129	1	50617-KZ4-J40	J3	115	7	51450-MEN-841	G16	80	15	52170-KRN-710	J5	117	14
50100-MEB-770	K1	129	1	50618-KE8-000	K2	130	31	51450-MEN-A11	H1	81	39	52170-KZ4-J40	J5	117	14

4

PART NO. INDEX

L 6

Part Number	Address	Page	Ref.	Part Number	Address	Page	Ref.	Part Number	Address	Page	Ref.	Part Number	Address	Page	Ref.
52431-KZ3-J31	J7	119	13	53166-GBF-J60	G1	65	10	61000				87000			
52434-KZ3-J21	J8	120	14		G3	67	10					90006-MEB-670	D8	32	23
52434-KZ3-J31	J8	120	15	53167-MEB-671	G1	65	11	61101-441-000	G7	71	5	90010-MEB-670	E3	43	4
52435-KZ3-J21	J8	120	16		G3	67	11	61110-KZ4-J30ZA	G13	77	1	90012-MEB-670	D3	27	19
52436-KZ3-305	J8	120	17	53167-MEB-672	G3	67	11	61110-MEN-670	G13	77	5	90013-MEB-670	D13	37	12
52436-MEB-771	J8	120	17	53168-MEB-670	G1	65	12	61136-KZ4-J20ZA	G7	71	6	90022-MG8-000	E13	53	21
52436-MEB-671	J9	121	55		G3	67	12	61136-MEB-770ZA	G7	71	6	90022-MM5-000	D13	37	13
52438-KA4-741	J8	120	18	53168-MEB-671	G3	67	12	61136-MEN-670ZA	G8	72	6	90023-MEN-670	E2	42	28
52440-KZ3-A91	J8	120	19	53169-MEB-670	G1	65	13	61139-MEN-A10ZA	K8	136	6	90031-MEB-670	E4	44	8
52440-MEB-771	J8	120	19		G3	67	13	61140-MEN-A10ZB	G9	73	6	90038-KY4-900	E8	48	4
52440-MEN-671	J8	120	19	53170-MEB-003	G5	69	11	61304-958-003	J10	122	1	90071-MF5-000	E10	50	17
52451-KRN-711	J8	120	20	53171-MEN-J01	G6	70	24						E13	53	22
52451-KZ3-891	J8	120	20	53172-MEB-670	G1	65	14	77000				90084-MEN-670	E1	41	11
52452-KS7-831	J8	120	21	53172-MEN-670	G3	67	14					90084-MN8-010	E1	41	11
52453-KRN-711	J8	120	22	53174-KCE-670	G1	65	15	77100-MEB-670	H16	96	1	90087-KW3-000	D12	36	7
52453-KS7-831	J8	120	22		G4	68	15	77100-MEB-770	H16	96	1	90088-MEB-670	D9	33	11
52455-KZ3-J21	J8	120	23	53174-KN5-006	G5	69	12	77100-MEN-670	H16	96	1	90101-KRN-730	H15	95	20
52463-KZ4-B00	J8	120	24	53176-MEN-J01	G5	69	13	77100-MEN-730	I1	97	2	90101-KZ3-J50	I8	104	8
52463-KZ4-J40	J8	120	25	53176-ML3-791	G5	69	13	77100-MEN-850	I1	97	2		I10	106	14
52464-KRN-710	J8	120	24	53177-MEB-670	G1	65	16	77100-MEN-850	I1	97	2	87507-KZ3-B10	K6	134	2
52464-KZ4-B00	J8	120	26	53177-MEN-670	G4	68	16	77100-MEN-A00	I1	97	2	87507-KZ3-B90	K6	134	2
52464-KZ4-J20	J8	120	27	53178-MAC-740	G1	65	17	77101-MEB-670	H16	96	2	87516-KZ1-600	J9	121	35
52465-MEB-000	J8	120	28	53178-MEN-670	G4	68	17	77101-MEN-670	H16	96	2	87516-KZ1-881	J9	121	53
52465-MEB-750	J8	120	28	53178-MEN-A01	G4	68	17	77101-MEN-730	I1	97	3	87560-GBF-770	K6	134	3
52465-MEB-710	J8	120	28	53179-MEN-671	G4	68	18	77101-MEN-850	I1	97	3	87560-ML3-970	K6	134	3
52466-KRN-710	J8	120	26	53190-MEB-670	G1	65	18	77101-MEN-A00	I1	97	3				
52473-KZ4-J20	J8	120	29	53190-MEN-670	G4	68	19	80000				89000			
52475-KZ4-J20	J9	121	30	53192-KA3-700	G1	65	19					89201-KS6-810	K5	133	1
52476-KZ4-J20	J9	121	31	53192-MEN-670	G4	68	20	80101-MEB-670ZA	J10	122	2	89212-KZ4-J40	K5	133	2
52479-MEB-000	J9	121	32	53214-KZ3-861	G10	74	2	80101-MEN-670ZA	J10	122	2	89216-MEB-670	K5	133	3
52479-MEB-750	J9	121	32		G11	75	3	80101-MEN-730ZA	J10	122	2	89301-KA4-811	K5	133	4
52479-MEN-710	J9	121	32	53214-KZ4-701	G10	74	3								
52479-MEN-840	J9	121	32		G11	75	4	83000				90000			
52486-KZ3-J21	J9	121	33	53219-KRN-710	G10	74	4					90001-GB4-000	J14	126	19
52487-KA4-831	J9	121	34	53219-KZ3-J40	G10	74	4	83505-KM4-000	H16	96	3		J16	128	16
52487-MEN-A11	G11	75	2	53219-MEN-000	G10	74	4	83510-MEB-670ZA	H16	96	4	90001-MEB-670	D1	25	5
				53219-MEN-A10	G11	75	5	83510-MEB-770ZA	H16	96	4	90001-MEN-850	E5	45	24
				53229-KZ4-J30	G10	74	5	83510-MEN-670ZA	H16	96	4	90002-MEB-670	D1	25	6
53000					G11	75	6	83510-MEN-731	I1	97	4	90002-MEB-770	D3	27	17
53100-MEB-670ZA	G7	71	1	53300-KZ4-J20	G7	71	4	83510-MEN-A00	I1	97	4	90003-KRN-670	E5	45	24
53100-MEB-670ZB	G7	71	1	53300-MEN-000	G8	72	5	83510-MEN-A01	I1	97	4	90003-MEB-670	D3	27	16
53100-MEN-670	G8	72	1	53300-MEN-A10	G9	73	5	83515-KS7-830	H16	96	5	90003-MEB-770	D3	27	16
	G9	73	1	53700-MEN-A11	G11	75	7					90003-MLO-000	D3	27	17
53121-MEN-670	G8	72	2	53700-MEN-D11	G11	75	7	83515-KZ3-700	I1	97	5	90004-GHB-600	D9	33	14
53121-MEN-671	G9	73	2	53701-MEN-A11	G11	75	8	83610-MEB-670ZA	H16	96	6		D12	36	20
53132-KA3-831	G7	71	2	53711-MEN-A11	G11	75	9	83610-MEB-770ZA	H16	96	6		G8	72	8
	G8	72	3	53711-MEN-D11	G11	75	9						G9	73	8
	G9	73	3	53712-MEN-A11	G11	75	10	84000				90004-GHB-630	H6	86	18
53132-KZ4-J20	G7	71	2	53721-MEN-A11	G11	75	11						D9	33	9
	G8	72	3	53721-MEN-D11	G11	75	11	84706-415-000	H13	93	18		E2	42	23
	G9	73	3	53731-MEN-A11	G11	75	12		H15	95	19		I7	103	18
53133-KA3-832	G7	71	3	53754-MEN-A11	G11	75	13					90004-GHB-690	E2	42	25
	G8	72	4	53755-MEN-A11	G11	75	14	86000				90004-GHB-700	E2	42	30
	G9	73	4	53756-MEN-A11	G11	75	15					90004-GHB-710	E2	42	26
53140-MEB-670	G1	65	8	53757-MEN-A11	G11	75	16	86150-KPG-901	G8	72	7	90004-GHB-780	E2	42	27
	G3	67	8	53782-MEN-A10	G11	75	17		G9	73	7	90005-896-000	E3	43	3
53140-MEB-671	G3	67	8					86150-MN8-300	G7	71	7	90005-KY7-000	D9	33	10
53165-GBF-J60	G1	65	9									90005-MCJ-000	D3	27	18
	G3	67	9												

4

PART NO. INDEX

L 7

Part Number	Address	Page	Ref.	Part Number	Address	Page	Ref.	Part Number	Address	Page	Ref.	Part Number	Address	Page	Ref.	Part Number	Address	Page	Ref.
90111-MEB-003	G5	69	14	90153-KZ4-710	J9	121	39	90441-MEB-670	E4	44	9		I15	111	21	91062-MAC-681	H5	85	20
90112-413-000	E10	50	18					90442-397-000	D9	33	15	90543-MV9-670	D1	25	7	91071-MJ0-003	J5	117	27
90112-MEB-670	G1	65	20	90170-MEB-670	I8	104	11		F6	62	2		F6	62	1	91072-KA4-702	J5	117	39
90113-KZ3-000	H1	81	26		I9	105	11	90444-430-000	E10	50	21	90545-300-000	G5	69	17	91072-KZ3-861	J5	117	28
90113-MAC-780	H1	81	27		I10	106	17	90444-611-920	D8	32	24		H8	88	13	91074-KRN-711	J9	121	44
90113-MEN-670	G4	68	21		I11	107	18	90445-ML3-871	E11	51	22	90554-728-940	E14	54	11	91074-KZ4-B01	J9	121	44
90113-MEY-A10	G4	68	21		I13	109	18	90446-357-000	E11	51	25	90554-KA5-680	E11	51	28	91074-MAC-741	J9	121	45
90113-MM5-000	H13	93	19		I15	111	20	90446-430-000	E10	50	19	90601-KJ9-000	E2	42	22	91102-KGB-611	D8	32	26
90114-166-006	G5	69	15	90201-MEB-670	D3	27	21	90446-KA4-740	E11	51	23	90602-259-010	E11	51	29	91201-148-003	D16	40	8
90114-MAC-780	H5	85	17	90204-634-000	D3	27	22	90446-ML3-870	E11	51	24	90602-MEB-670	E1	41	13	91201-KS6-004	H5	85	21
	H8	88	11		K2	130	19	90447-KE1-000	D16	40	5	90603-MEB-670	D3	27	25	91201-MEB-671	E5	45	19
90114-MEN-J01	G5	69	15	90206-KM3-000	D3	27	23		F8	64	2	90604-MEB-670	E4	44	11	91201-ML3-873	E11	51	32
90115-KV3-700	J5	117	20	90231-397-000	E3	43	5	90451-155-000	E13	53	25	90608-072-000	D14	38	19		F8	64	2
90115-KW3-000	K2	130	15	90231-KY4-900	E8	48	5	90451-459-770	E2	42	29	90610-MEB-670	E5	45	12	91202-MEB-671	E5	45	20
90118-MEN-670	G4	68	22	90235-KA4-000	D14	38	14	90451-KY2-000	E11	51	26	90650-KV6-003	G1	65	23	91202-MEY-671	E5	45	20
90120-KZ4-J40	K2	130	16	90301-473-003	H5	85	19	90451-MEN-730	D14	38	23		G4	68	24	91203-KA4-771	E5	45	21
90121-KZ4-J40	I8	104	8		H11	91	22	90453-KCY-670	D3	27	24	90650-MBY-000	J11	123	11	91203-MEB-671	E5	45	22
	I9	105	8		J5	117	22	90461-KZ3-J10	D14	38	17		J12	124	6	91204-HP1-601	E1	41	15
	I10	106	14										G5	69	18	91204-KF0-003	D12	36	9
	I11	107	15	90301-782-000	G4	68	32	90463-ML7-000	D12	36	8	90651-MEN-A11	G12	76	22	91204-KRN-671	E1	41	15
	J3	115	11	90301-KZ4-J40	H5	85	18		D16	40	6	90652-KT1-771	K4	132	31	91204-MEB-671	E1	41	15
	K4	132	19	90302-KZ3-J40	K2	130	19		F8	64	2	90652-KY4-900	D15	39	10	91205-MEB-671	E5	45	23
90122-MEB-670	K2	130	17		K4	132	21	90465-MC4-000	H11	91	26	90652-MEN-A11	G12	76	23	91206-MEB-671	D3	27	26
90122-MEN-670	K2	130	17	90303-KRN-000	J16	128	17	90474-333-000	E1	41	12	90661-GHB-610	I2	98	18	91207-ML3-871	E11	51	33
	K4	132	20	90304-KZ4-J30	G7	71	10		E4	44	10		I4	100	19	91211-KA3-761	D16	40	9
90122-MEN-730	K4	132	20		G8	72	11		F8	64	2		I6	102	1		F8	64	2
90123-KZ4-J40	H16	96	7		G9	73	11	90482-567-000	D9	33	12	90751-GK1-003	E1	41	14	91211-MEN-A01	D16	40	9
	I8	104	9	90305-GK8-000	I7	103	19	90488-425-000	E6	46	32		F8	64	2		F8	64	2
	I9	105	9	90305-KZ3-B01	J5	117	23		F8	64	2	90901-MCF-000	E5	45	13	91251-444-000	I16	112	12
	I10	106	15	90305-KZ4-J20	H11	91	23	90501-GBL-730	J5	117	26	90901-MEB-670	E5	45	13	91251-KZ4-J21	H11	91	29
	I11	107	16	90306-KBP-901	J9	121	40	90501-KA3-741	E11	51	27					91253-KZ3-861	J5	117	29
	I13	109	16	90306-KZ4-711	G7	71	11	90501-KRN-710	J9	121	56	91000				91254-KZ3-J31	H1	81	28
90123-MEN-670	I13	109	17		G8	72	12	90501-KSC-670	E11	51	37					91256-383-721	D12	36	10
	I15	111	18		G9	73	12	90501-KV6-670	G1	65	22	91001-147-003	D14	38	20		F8	64	2
90123-MEN-730	I15	111	19		J9	121	41	90501-KZ4-J20	H13	93	20	91001-KA4-003	D16	40	7	91256-KZ3-731	J9	121	46
90124-KZ4-J40	G7	71	9	90309-357-000	J5	117	25		H15	95	22	91001-KSK-671	E11	51	35	91256-KZ3-A71	H1	81	29
	G8	72	10	90309-ML3-791	H11	91	24		H16	96	8	91001-MEB-671	E5	45	14	91256-MEN-A11	H1	81	29
	G9	73	10		J5	117	24		J10	122	3	91001-ML3-873	E11	51	30	91257-KZ3-891	J9	121	47
	I8	104	10	90321-KA4-700	G1	65	21	90501-KZ4-J40	J9	121	42	91002-MEB-671	E5	45	15	91257-KZ3-B01	H1	81	30
	I9	105	10	90401-HP1-670	E11	51	21					91002-MEY-671	E5	45	15	91257-MEB-751	H1	81	30
	J5	117	21	90401-KZ4-J20	H11	91	25	90501-MEN-670	G4	68	23	91003-KF0-008	D8	32	25	91258-KZ3-B01	G12	76	25
90124-MEB-770	I10	106	16	90402-KW6-960	D14	38	15	90501-ML3-910	D14	38	18	91004-KY4-900	E13	53	26		H1	81	31
	I11	107	17	90403-KA3-830	J14	126	20	90502-MEN-730	J10	122	3	91004-MEB-671	E8	48	8	91262-KZ3-731	J9	121	48
	J5	117	21		J16	128	18	90503-KZ4-J40	G7	71	12	91005-MEB-671	E8	48	9	91283-ML7-003	J5	117	30
90124-MEN-A00	I15	111	28	90404-MEN-670	I16	112	17		G8	72	13	91006-HA0-003	E5	45	16	91301-KZ3-711	H1	81	32
90124-MEN-A10	G11	75	20	90405-MEB-670	I3	99	25		G9	73	13	91007-MEN-731	E11	51	38	91302-PA9-003	E2	42	16
90125-KA4-000	H10	90	21	90406-MEB-670	I3	99	26	90504-KBP-900	H13	93	21	91011-GCT-003	J5	117	38		F8	64	2
90125-KZ4-J40	I13	109	16	90410-HC4-000	K2	130	20	90505-KY4-900	I13	109	25	91012-KA3-710	E11	51	31	91303-377-000	E2	42	17
90125-MEN-A10	G12	76	21		K4	132	22	90506-425-000	I2	98	17	91015-KZ4-701	G10	74	8		F8	64	2
90127-MEB-670	K2	130	18	90421-961-000	E10	50	19		I4	100	18		G12	76	24	91305-KF0-003	D12	36	11
90130-KZ4-J20	J9	121	36	90421-HA2-010	D14	38	16	90506-430-000	G13	77	2	91021-ML3-003	D14	38	21		F8	64	2
90130-KZ4-J40	J9	121	37	90433-KE1-000	E8	48	6		H13	93	22	91022-KA4-740	E5	45	17	91306-MG3-000	D9	33	13
90130-MEN-840	J9	121	58	90433-MEY-670	E8	48	6	90507-KA3-830	G7	71	13	91051-KSC-003	J9	121	43		F7	63	2
90131-KRN-710	J9	121	38	90435-HB3-000	E13	53	23		G8	72	14					91307-035-000	D12	36	12
90131-KZ4-J40	J9	121	38	90437-611-000	E3	43	6		G9	73	14	91051-KZ4-J21	H11	91	27		E2	42	18
90131-MEN-840	J9	121	36	90441-KA4-700	E8	48	7	90511-MEN-730	K4	132	23	91052-KZ4-J21	H11	91	28		F8	64	2
90145-MS9-612	G5	69	16		E10	50	20	90512-KRN-730	J1	113	22	91053-719-005	E5	45	18	91312-KE7-003	D3	27	27
	H8	88	12		E13	53	24	90512-KZ4-J20	G13	77	3	91053-KZ4-J21	J9	121	43		F7	63	2
90152-MEB-750	J9	121	52	90441-KRN-670	E4	44	9	90514-MEN-730	I13	109	23					91320-KE1-000	D16	40	10

4

PART NO. INDEX

L 8

Part Number	Address	Page	Ref.	Part Number	Address	Page	Ref.	Part Number	Address	Page	Ref.	Part Number	Address	Page	Ref.	Part Number	Address	Page	Ref.
91351-KRN-711	J9	121	50	94050-08000	I8	104	12					96001-06045-00	J5	117	35	99103-440-0480	F2	58	42
91351-KZ3-731	J9	121	49		I9	105	12	95015-54000	I16	112	14	96001-06050-00	E5	45	28	99103-440-0500	F2	58	42
91351-KZ4-B01	J9	121	50		I10	106	18	95018-60251	I2	98	22		E6	46	33	99104-MEB-1000	F2	58	43
91351-MAC-671	J9	121	51		I11	107	19		I5	101	23		J5	117	35	99108-KRN-0450	F2	58	44
91351-MEN-A11	G12	76	26		I13	109	19	95018-60321	I5	101	23	96001-06065-00	D12	36	18	99108-KRN-0500	F2	58	44
91352-MEN-A11	G12	76	27		I15	111	22		I7	103	23		E5	45	29	99108-KSC-0650	F2	58	44
91353-MEN-A11	G12	76	28		K2	130	24						E6	46	33	99108-KSE-0600	F2	58	44
91356-KZ3-003	H1	81	33	94050-12000	E3	43	5	96000				96001-06075-00	E2	42	27	99108-MEB-0550	F2	58	44
91356-MW0-003	H1	81	34	94101-05000	I13	109	24						E5	45	30	99112-MEB-0720	F2	58	45
91404-VM6-000	K2	130	21		I15	111	23	96001-06010-00	I3	99	28	96001-06085-00	D16	40	12				
91406-166-000	K2	130	22						K4	132	26	96140-62030-00	E11	51	35				
	K4	132	24	94101-06800	J10	122	4	96001-06012-00	D15	39	11	96140-62050-00	E11	51	36				
91413-679-000	K2	130	22	94101-08800	I15	111	24		E6	46	35	96211-08000	I16	112	16				
91422-MT8-770	H15	95	23	94102-08800	I13	109	21		H13	93	26	96220-30178	D15	39	12				
91560-MS8-600	H13	93	23		J3	115	12		J5	117	34	96220-40080	E13	53	29				
	H15	95	24	94103-05700	J5	117	33		K2	130	25	96300-06012-00	D1	25	8				
				94103-08000	I8	104	13		K4	132	27	96300-08035-00	E2	42	28				
					I9	105	13					96300-08065-00	E6	46	31				
92000					I10	106	19	96001-06014-00	D3	27	31								
92101-06016-0A	I3	99	27		I11	107	20		H16	96	9	99000							
92301-06010-0A	D12	36	13		I13	109	20												
92900-08022-0B	D3	27	28		I15	111	25												
				94111-04000	G2	66	26	96001-06016-00	J10	122	5	99101-357-1550	F2	58	41				
					G4	68	27		E2	42	23		F5	61	5				
93000				94111-08000	H5	85	23		G7	71	15	99101-357-1580	F2	58	41				
93301-06016-0A	E13	53	27		H11	91	31		G13	77	4		F5	61	5				
	E14	54	12	94201-20120	I16	112	13		H13	93	27	99101-357-1600	F2	58	41				
93401-04016-00	H8	88	14	94201-25150	J3	115	13		H15	95	26		F5	61	5				
93404-06020-00	K2	130	23	94301-08100	D3	27	29	96001-06018-00	J10	122	5	99101-357-1620	F2	58	41				
	K4	132	25	94301-08140	D12	36	14		H13	93	28		F5	61	5				
93500-04012-1A	G1	65	24		E2	42	19	96001-06018-07	H16	96	10	99101-357-1650	F2	58	41				
	G4	68	25	94301-10160	E2	42	20	96001-06020-00	G2	66	27		F3	59	52				
93500-05008-0A	J5	117	31	94301-14200	D3	27	30		D3	27	31		F5	61	5				
93500-05008-0G	J5	117	32		D11	35	4		J11	123	8	99101-357-1680	F2	58	41				
93600-04012-1G	G5	69	19		E5	45	25	96001-06020-07	J12	124	8		F5	61	5				
93600-06012-0A	E5	45	24	94510-14000	E13	53	28		E2	42	33	99101-357-1700	F2	58	41				
	E11	51	34	94510-19000	E14	54	13	96001-06022-00	G4	68	28		F3	59	52				
93600-06016-0A	H13	93	24	94520-14000	E2	42	21		G2	66	28	99101-357-1720	F2	58	41				
93892-04008-18	F1	57	38	94520-42120	D8	32	27		G4	68	29		F2	58	41				
93892-04014-18	F1	57	39						G6	70	21	99101-357-1750	F5	61	5				
	F5	61	4	95000				96001-06025-00	I16	112	15		F2	58	41				
93913-15510	I2	98	19						D12	36	15		F3	59	52				
	I5	101	20	95001-75190-40	J14	126	21	96001-06028-00	J11	123	9	99101-357-1780	F5	61	5				
	I7	103	20	95001-75195-40	J14	126	21		D3	27	32		F2	58	41				
93913-25180	I2	98	20	95002-01130	J14	126	22		D11	35	5		F5	61	5				
				95002-02079	F2	58	40		D12	36	16	99101-357-1800	F2	58	41				
94000				95002-02080	J14	126	23		D16	40	11		F3	59	52				
94001-06000-0S	G1	65	25		J16	128	19	96001-06030-00	J11	123	9	99101-357-1820	F5	61	5				
	G4	68	26	95002-02100	E5	45	26		J12	124	9		F2	58	41				
				95002-02120	H13	93	25		H15	95	27	99101-357-1850	F5	61	5				
					H15	95	25	96001-06030-07	J10	122	6		F2	58	41				
94001-08000-0S	H5	85	22		I2	98	21		E2	42	24	99101-357-1880	F5	61	5				
	H11	91	30		I5	101	22	96001-06032-00					F2	58	41				
94002-05000-0S	I5	101	21									99103-440-0380	F2	58	42				
	I7	103	21									99103-440-0400	F2	58	42				
94002-06000-0S	H8	88	15	95003-14073-10	J14	126	24	96001-06035-00	J10	122	6		F5	61	5				
94050-06000	G6	70	20		J16	128	20						F2	58	42				
	J11	123	7	95014-22100	G7	71	14	96001-06040-00	H13	93	29	99103-440-0420	F2	58	42				
	J12	124	7		G8	72	15		E2	42	26	99103-440-0450	F2	58	42				
									E5	45	27		F3	59	53				

4

PART NAME INDEX

M 1

Part name	Address	Page	Ref.	Part name	Address	Page	Ref.	Part name	Address	Page	Ref.
[A]				BEARING, NEEDLE, 12X16X10	E5	45	18	BOLT, 7X51.5	G11	75	20
ADJUSTER, COMPRESSION DAMPING				BEARING, NEEDLE, 19X22X9.8	E11	51	38	BOLT, 8X18	I15	111	19
FORCE	J8	120	19	BEARING, NEEDLE, 19X26X13	J9	121	44	BOLT, 8X28	K4	132	19
ADJUSTER, SPRING	J7	119	5	BEARING, NEEDLE, 19X26X15	J9	121	44	BOLT, 8X30	I15	111	28
ARM ASSY., KICK STARTER	I16	112	2	BEARING, NEEDLE, 20X26X14	J9	121	43	BOLT, 8X98	K2	130	18
	J1	113	18					BOLT, AIR CLEANER ELEMENT			
ARM COMP., EX. ROCKER	D4	28	9	BEARING, NEEDLE, 20X26X15	J9	121	43	SETTING	I2	98	9
ARM SET, LINK	E15	55	8					I4	14	100	10
ARM SUB ASSY., CUSHION	J8	120	28	BEARING, NEEDLE, 22X29X30	J5	117	27	I6	16	102	10
ARM, DECOMPRESSION LIFTER	D2	26	7	BEARING, NEEDLE, 28X32X27.2 ...	D14	38	21	BOLT, CLUTCH WIRE ADJUSTING...	G1	65	19
ARM, L. STEP	J3	115	9	BEARING, NEEDLE, 9MM	E5	45	16	BOLT, COVER	E16	56	19
ARM, R. STEP	J3	115	6	BEARING, RADIAL BALL,				BOLT, CUSHION LOWER, 10X43.5...	J9	121	39
AXLE, FR. WHEEL	H3	83	3	24X56X14 (NTN)	E11	51	30				
AXLE, RR. WHEEL	H9	89	5	BEARING, RADIAL BALL, 12X28X7 ..	D16	40	7	BOLT, CUSHION UPPER, 10X53	J9	121	52
				BEARING, RADIAL BALL, 6003	E8	48	9	BOLT, DISK, 6X19	H5	85	16
				BEARING, RADIAL BALL, 608UU ...	J5	117	38	H10	10	90	20
				BEARING, RADIAL BALL, 6203U ...	E11	51	35	BOLT, ELEMENT SETTING	I4	100	10
				BEARING, RADIAL BALL, 6205U ...	E11	51	36	BOLT, FLANGE SOCKET, 6X14	E10	50	17
				BEARING, RADIAL BALL, 6904	D8	32	25	E13	E13	53	22
				H5		85	20	BOLT, FLANGE, 10X118	K2	130	15
				BEARING, RADIAL BALL, 69052RS ..	H11	91	27	BOLT, FLANGE, 10X120	K2	130	15
				BEARING, RADIAL BALL, 6905RS ..	H11	91	28	BOLT, FLANGE, 10X132	K1	129	12
				BEARING, RADIAL BALL, 6905U ...	E13	53	26	K3	K3	131	14
				BEARING, SHELL, 33X38X8	E5	45	17				
				BEARING, SPECIAL RADIAL BALL,				BOLT, FLANGE, 10X134	K1	129	12
				6306	E5	45	14	BOLT, FLANGE, 10X170	K1	129	13
				BEARING, SPECIAL ROLLER	E5	45	15	BOLT, FLANGE, 10X172	K1	129	13
				BEARING, SPECIAL ROLLER,				K3	K3	131	15
				20X32X14	E8	48	8	BOLT, FLANGE, 10X26	K2	130	17
				BEARING, SPHERICAL, 10	J9	121	45	BOLT, FLANGE, 10X98	K2	130	15
				BINDER	F1	57	31	BOLT, FLANGE, 5X12	K3	131	18
				F3		59	48	BOLT, FLANGE, 5X16	E3	43	3
				BLADDER	J8	120	20	BOLT, FLANGE, 6MM	H1	81	26
				BODY COMP., FRAME	K1	129	1	BOLT, FLANGE, 6X10	D9	33	14
				BODY COMP., MUFFLER	I8	104	18	D12	D12	36	20
				I9		105	19	G8	G8	72	8
				I10		106	9	G9	G9	73	8
				I11		107	10	H6	H6	86	18
				I12		108	10	I3	I3	99	28
				I14		110	12	K4	K4	132	26
BAND, HARNESS	J11	123	11	BODY COMP., RR. FRAME	K1	129	3	BOLT, FLANGE, 6X12	D1	25	8
J12	124	6		K3		131	6	D15	D15	39	11
BAND, INSULATOR	D2	26	11	BODY SET, FRAME	K3	131	1	E6	E6	46	35
BAND, L. RR. MUFFLER	I8	104	5	BOLT-WASHER, 4X16	H8	88	14	H13	H13	93	26
I9	105	5		BOLT-WASHER, 6X16	I2	98	16	J5	J5	117	34
I10	106	11		I4		100	17	K2	K2	130	25
I11	107	12		BOLT-WASHER, 6X20	K2	130	23	K4	K4	132	27
BAND, MUFFLER JOINT	I15	111	26	K4		132	25				
BAND, RR. MUFFLER	I12	108	12	BOLT-WASHER, 6X25	D13	37	13	BOLT, FLANGE, 6X14	D3	27	31
I14	110	14		BOLT ASSY., FR. FORK	G16	80	15	H16	H16	96	9
BAND, RR. MUFFLER BODY	I14	110	8	H1		81	39				
BAND, TANK RR.	H12	92	8	H2		82	8				
H14	94	8		BOLT A, PIN	H2	82	8				
BAND, WIRE	G1	65	23	BOLT COMP., CENTER	G15	79	13	BOLT, FLANGE, 6X16	D9	33	9
G4	68	24		G16		80	13	E2	E2	42	23
K4	132	31		BOLT COMP., PLUG	G11	75	9	G7	G7	71	15
BAR, SIDE STAND	J2	114	2	BOLT SET, ADJUSTING	G5	69	14	G10	G10	74	6
BASE ASSY., ELEMENT	I4	100	5	BOLT, 10X24	K2	130	17	G11	G11	75	18
I5	101	26		K4		132	20	G13	G13	77	4
I6	102	5		BOLT, 7X25	G12	76	21	H13	H13	93	27
BASE, DECOMPRESSION	D4	28	5								
BASE, ELEMENT	I2	98	4								
BEARING COMP.	G11	75	12								
BEARING, CHAIN TENSIONER											
ROLLER	J5	117	39								
BEARING, HEAD PIPE	G10	74	8								
G12	76	24									
BEARING, NEEDLE THRUST	J5	117	28								
BEARING, NEEDLE, 12MM	D14	38	20								



PART NAME INDEX

M 2

Part name	Address	Page	Ref.	Part name	Address	Page	Ref.	Part name	Address	Page	Ref.
BOLT, FLANGE, 6X16	H15	95	26	BOLT, FLANGE, 8X18	I13	109	16	BOLT, OIL, 10X22	G5	69	16
	I7	103	18		K1	129	14		H8	88	12
	J10	122	5		K3	131	16	BOLT, PIN	H6	86	5
BOLT, FLANGE, 6X18	G2	66	27	BOLT, FLANGE, 8X22	I13	109	16	BOLT, PLUG	G16	80	18
	H13	93	28	BOLT, FLANGE, 8X24	I8	104	8	BOLT, PROTECTOR	H1	81	27
	H16	96	10		I10	106	14	BOLT, RECESSED, 5X28	D3	27	18
BOLT, FLANGE, 6X20	D3	27	31		I11	107	15	BOLT, RECESSED, 6X10	D12	36	13
	E2	42	33		I12	108	15	BOLT, SOCKET, 8X45	D8	32	23
	G4	68	28		I15	111	17	BOLT, SPECIAL KNOCK, 7X10.4	D9	33	2
	J11	123	8		J3	115	11	BOLT, SPECIAL, 12X28	D13	37	12
	J12	124	8	BOLT, FLANGE, 8X25	K4	132	19	BOLT, SPECIAL, 5X9	H15	95	20
BOLT, FLANGE, 6X22	G2	66	28		I8	104	8	BOLT, SPECIAL, 6MM	I1	97	8
	G4	68	29		I9	105	8		I8	104	11
	G6	70	21		I10	106	14		I9	105	11
	I16	112	15		I11	107	15		I10	106	17
BOLT, FLANGE, 6X23.5	J14	126	19		J3	115	11		I11	107	18
	J16	128	16		K4	132	19		I13	109	18
BOLT, FLANGE, 6X25	D9	33	11	BOLT, FLANGE, 8X32	I10	106	16		I15	111	20
	D12	36	15		I11	107	17	BOLT, SPECIAL, 8MM	I1	97	7
	J11	123	9		J5	117	21	BOLT, STEP, 12MM	J3	115	10
BOLT, FLANGE, 6X28	D3	27	32	BOLT, FLANGE, 8X35	E2	42	28	BOLT, STOPPER	E16	56	20
	D11	35	5		G7	71	9	BOLT, STUD, 12X148	E4	44	8
	D12	36	16		G8	72	10	BOLT, STUD, 8X22	D3	27	28
	D16	40	11		G9	73	10	BOLT, UBS, 8X33	E10	50	18
	J11	123	9		I8	104	10	BOLT, WIRE ADJUSTING	G4	68	20
	J12	124	9		I9	105	10	BOOT B	H2	82	11
BOLT, FLANGE, 6X30	E2	42	24		J5	117	21		H6	86	17
			34	BOLT, FLANGE, 8X40	H1	81	25	BOOT COMP.	G5	69	2
	H15	95	27		H2	82	16		G6	70	22
	J10	122	6	BOLT, FLANGE, 8X45	G7	71	8		H7	87	3
BOLT, FLANGE, 6X32	E2	42	25		G8	72	9	BOOT, PIN BUSH	H2	82	10
			30		G9	73	9		H6	86	16
	J10	122	6		G10	74	7	BRACKET SUB ASSY., L. FR.			
BOLT, FLANGE, 6X35	D12	36	17		G11	75	19	CALIPER	H2	82	13
	E2	42	30	BOLT, FLANGE, 8X65	E6	46	31				17
	H13	93	29	BOLT, FLANGE, 8X70	K2	130	16	BRACKET SUB ASSY., RR.	H6	86	7
BOLT, FLANGE, 6X40	E2	42	26	BOLT, FR. DISK COVER	H5	85	17	BRACKET, C.D.I. UNIT	K1	129	2
	E5	45	27		H8	88	11		K2	130	29
BOLT, FLANGE, 6X45	J5	117	35	BOLT, HANDLE LEVER	G5	69	15		K3	131	2
BOLT, FLANGE, 6X50	E5	45	28	BOLT, HANDLE LEVER PIVOT	G4	68	21		K4	132	28
	E6	46	33		G5	69	15	BRACKET, L. HANDLE LEVER	G1	65	14
	J5	117	35	BOLT, HEAD COVER	D1	25	5		G3	67	14
BOLT, FLANGE, 6X65	D3	27	17				6	BRACKET, L. STEP	J2	114	5
	D12	36	18	BOLT, HEX., 6X16	E8	48	4		J3	115	5
	E5	45	29		E13	53	27	BRACKET, R. STEP	J2	114	4
	E6	46	33		E14	54	12	BRIDGE COMP., FORK TOP	G7	71	4
BOLT, FLANGE, 6X72	D3	27	16		I3	99	27		G8	72	5
BOLT, FLANGE, 6X75	E2	42	27	BOLT, HEX., 8X46.5	J5	117	19		G9	73	5
	E5	45	30	BOLT, HEX., 8X47.5	J5	117	19	BUSH B, SLIDER	G15	79	11
BOLT, FLANGE, 6X85	D16	40	12	BOLT, KICK ARM	I16	112	11	BUSH C, SLIDER	G16	80	17
BOLT, FLANGE, 8X118	K2	130	18		J1	113	20	BUSH, GUIDE	G15	79	7
BOLT, FLANGE, 8X120	K2	130	18	BOLT, KICK JOINT	I16	112	4	BUSH, SLIDER	G15	79	8
BOLT, FLANGE, 8X16	I13	109	17	BOLT, LEVER PIVOT	G1	65	20				
	I15	111	18		G4	68	22	[C]			
BOLT, FLANGE, 8X18	H16	96	7	BOLT, LINK, 12X120	J9	121	38	CABLE ASSY., THROTTLE	G4	68	31
	I8	104	9	BOLT, LINK, 12X81.5	J9	121	37	CABLE COMP. A, THROTTLE	G1	65	1
	I9	105	9	BOLT, LINK, 12X82	J9	121	58		G3	67	1
	I10	106	15	BOLT, LINK, 12X92	J9	121	36	CABLE COMP. B, THROTTLE	G1	65	3
	I11	107	16	BOLT, LINK, 12X96	J9	121	36				

5

PART NAME INDEX

M 3

Part name	Address	Page	Ref.	Part name	Address	Page	Ref.	Part name	Address	Page	Ref.
CABLE COMP. B, THROTTLE	G3	67	3	CIRCLIP, SPECIAL INTERNAL,				COLLAR D, CUSHION	J8	120	24
CABLE COMP., CLUTCH	G1	65	5		24MM E1	41	13	COLLAR D, CUSHION ARM	J8	120	24
	G3	67	5	CIRCLIP, SPECIAL, 12MM	D3	27	25	COLLAR D, CUSHION ARM SIDE	J8	120	26
CABLE COMP., HOT STARTER	G1	65	4	CIRCLIP, SPECIAL, 33MM	E4	44	11	COLLAR D, CUSHION SIDE	J8	120	26
	G3	67	4	CLAMPER A, FR. BRAKE HOSE	G14	78	1	COLLAR, 20X22X10	E14	54	14
CALIPER SUB ASSY., L. FR.					H1	81	35	COLLAR, 25X28X10	E11	51	39
	BRAKE H2	82	12	CLAMPER B, FR. BRAKE HOSE	G14	78	2	COLLAR, 25X28X11	E11	51	40
CALIPER SUB ASSY., RR. BRAKE	H6	86	6		H1	81	36	COLLAR, 6.5X11X3	K2	130	31
CAMSHAFT COMP.	D4	28	8	CLAMPER COMP., AIR VENT TUBE ..	D12	36	19		K3	131	13
CAP ASSY., FUEL TANK	H12	92	12	CLAMPER, CORD	E3	43	2	COLLAR, CHAIN GUIDE	J4	116	12
	H14	94	13	CLAMP A, FR. BRAKE CABLE	G14	78	1	COLLAR, CHAIN TENSIONER	J5	117	37
CAP ASSY., NOISE SUPPRESSOR ..	J11	123	4	CLAMP B, FR. BRAKE CABLE	G14	78	2	COLLAR, CLUTCH OUTER	D13	37	3
	J12	124	4	CLAMP B, TUBE, 12.5MM	I2	98	18	COLLAR, COUNTERSHAFT	E9	49	3
CAP COMP., CHAMBER	J8	120	22		I4	100	19	COLLAR, COUNTERSHAFT LOW GEAR	E9	49	5
CAP COMP., RADIATOR	J13	125	6		I6	102	1	COLLAR, COUNTERSHAFT SECOND			
	J15	127	5	CLAMP B, WATER HOSE	J14	126	18		GEAR E9	49	8
CAP, 14MM	E1	41	11					COLLAR, DRIVE SPROCKET	E11	51	27
CAP, 30MM	D12	36	7		J16	128	15	COLLAR, FR. DISTANCE	H3	83	6
CAP, AIR VALVE	J7	119	8	CLAMP, HOSE, 24-32MM	J14	126	27	COLLAR, FR. FENDER	G13	77	3
CAP, BLEEDER	H2	82	3	CLAMP, MASTER CYLINDER OIL				COLLAR, FR. FENDER SETTING	G7	71	5
	H6	86	12		HOSE I5	101	24	COLLAR, KICK SPRING	E14	54	10
CAP, END	G11	75	16	CLIP	I7	103	17	COLLAR, KICK STARTER IDLE GEAR	E14	54	7
	I9	105	15	CLIP	F3	59	47	COLLAR, LINK SIDE	J9	121	30
	I11	107	4	CLIP, 2X70	K2	130	22	COLLAR, LOWER HANGER	K1	129	11
	I12	108	3	CLIP, 4X50	E2	42	22	COLLAR, L. FR. WHEEL	H3	83	4
	I14	110	10	CLIP, OIL DRAIN TUBE	I2	98	1	COLLAR, L. RR. AXLE	H9	89	6
	I15	111	29		I4	100	1	COLLAR, MAINSHAFT FOURTH GEAR	E10	50	12
CAP, MASTER CYLINDER	G5	69	4		I6	102	1	COLLAR, MIDDLE COVER	H13	93	21
	H7	87	4	CLIP, PISTON PIN, 12MM	D4	28	3	COLLAR, PIVOT	G4	68	23
CAP, OIL FILLER	D12	36	6	CLIP, PISTON PIN, 19MM	E7	47	5	COLLAR, RADIATOR MOUNTING	J13	125	8
	E1	41	7	CLIP, TUBE	E5	45	26		J16	128	7
CAP, RIM HOLE	H10	90	18		F2	58	40	COLLAR, REBOUND NEEDLE	G15	79	12
CAP, SEAL, 20MM	D3	27	26		H13	93	25	COLLAR, RR. FENDER	J10	122	3
CAP, VALVE	H3	83	2		H15	95	25	COLLAR, RR. WHEEL DISTANCE	H9	89	9
	H10	90	16		I2	98	21	COLLAR, RR. WHEEL SIDE	H9	89	8
CARBURETOR ASSY.	E16	56	23		I5	101	22	COLLAR, R. RR. AXLE	H9	89	7
	F1	57	23					COLLAR, SEAT FR.	H12	92	10
CASE COMP., AIR CLEANER	I6	102	8						H14	94	10
CASE COMP., DAMPER	J7	119	7		J16	128	19	COLLAR, SHIFTER	E12	52	10
CASE COMP., ROD GUIDE	J7	119	12	CLIP, WIRE	K2	130	22	COLLAR, STEERING DAMPER	G11	75	17
CASE, AIR CLEANER	I2	98	2		K4	132	24	COLLAR, SWINGARM PIVOT SIDE	J4	116	10
	I4	100	2					COLLAR, SWINGARM SIDE, 54MM	J4	116	8
CASE, DAMPER	G11	75	8	CLIP, WIRE HARNESS	K2	130	21	COLLAR, SWINGARM, 46MM	J4	116	7
CENTER, CLUTCH	D13	37	4	COCK ASSY., FUEL	H12	92	1	COLLAR, SWINGARM, 49MM	J4	116	7
CENTER, GEARSHIFT DRUM	E12	52	7		H14	94	1	COLLAR, TANK SETTING	H12	92	4
CHAIN, CAM	D9	33	3	COIL ASSY., IGNITION	J11	123	3		H14	94	4
CHAIN, DRIVE	J4	116	1		J12	124	3	COLLAR, TENSIONER, 6X9	D9	33	5
CHAMBER SET, FLOAT	E15	55	6	COLLAR	H13	93	18	COLLAR, TOOL BOX SETTING	H16	96	3
CIRCLIP	G5	69	18		H15	95	19	COLLAR, WATER PASS, 18MM	D11	35	1
	G12	76	22	COLLAR A	H13	93	20		D12	36	1
					H15	95	22	COTTER, VALVE	D5	29	19
	H8	88	9		H15	95	20				
CIRCLIP, 8MM	D15	39	10		H16	96	8	COUNTERSHAFT	E9	49	2
CIRCLIP, EXTERNAL, 14MM	E13	53	28	COLLAR A	J10	122	3	COVER COMP., CYLINDER HEAD	D1	25	2
CIRCLIP, EXTERNAL, 19MM	E14	54	13					COVER COMP., DRIVE SPROCKET ..	E1	41	9
CIRCLIP, EXTERNAL, 25MM	E11	51	29	COLLAR A, CONNECTING ROD	J8	120	29		E2	42	31
CIRCLIP, INTERNAL, 14MM	E2	42	21	COLLAR B, CUSHION	J8	120	27	COVER COMP., L. CRANKCASE	E1	41	2
CIRCLIP, INTERNAL, 42MM	D8	32	27	COLLAR COMP., R. FR. WHEEL	H3	83	5	COVER, CLUTCH	D12	36	3
				COLLAR C, CUSHION ARM	J8	120	25	COVER, FR. DISK	H4	84	15

5

PART NAME INDEX

M 4

Part name	Address	Page	Ref.	Part name	Address	Page	Ref.	Part name	Address	Page	Ref.
COVER, FR. DISK	H5	85	15	D-RING, 23.75MM	E11	51	32	GASKET, CYLINDER HEAD	F6	62	1
COVER, L. HANDLE LEVER	G1	65	16		F8	64	2	GASKET, EX. PIPE	F6	62	1
	G4	68	16	DRUM, GEARSHIFT	E12	52	6		I8	104	1
COVER, L. SIDE	H16	96	6		E13	53	30		I9	105	1
	I1	97	6	DUST SEAL	H1	81	28		I10	106	1
COVER, OIL FILTER	E1	41	1	DUST SEAL, 15X20X2.5	I16	112	12		I11	107	1
COVER, RR. DISK	H6	86	9	DUST SEAL, 16X26X3	J9	121	51		I12	108	1
COVER, R. CRANKCASE	D12	36	2	DUST SEAL, 17X20X2.5	I16	112	10		I14	110	1
COVER, R. HANDLE LEVER	G5	69	13	DUST SEAL, 17X26X3	J9	121	50	GASKET, FLOAT CHAMBER	F1	57	26
COVER, R. SIDE	H16	96	4	DUST SEAL, 17.5X26X3	J9	121	50		F4	60	2
	I1	97	4	DUST SEAL, 22X29X4	J5	117	30	GASKET, HEAD COVER	D1	25	4
COVER, THROTTLE	F1	57	25	DUST SEAL, 25X32X4	J9	121	48		F6	62	1
COVER, THROTTLE CABLE	G1	65	2	DUST SEAL, 30X37X4	J5	117	29	GASKET, L. COVER	E1	41	3
	G3	67	2	DUST SEAL, 32X43X7	H11	91	29		F8	64	1
COVER, WATER PUMP	D16	40	2	DUST SEAL, RR. CUSHION PIVOT ..	J9	121	49	GASKET, R. COVER	D12	36	5
CRANKCASE COMP., L.	E4	44	4	DUST SEAL, STEERING HEAD	G10	74	2		F8	64	1
CRANKCASE COMP., R.	E4	44	1					GASKET, TENSIONER LIFTER	D9	33	7
CRANKSHAFT COMP.	E7	47	1		G11	75	3		F6	62	1
CUSHION ASSY., RR.	J6	118	1	[E]				GASKET, WATER PUMP COVER	D16	40	3
CUSHION, C.D.I. UNIT	J11	123	1						F8	64	1
	J12	124	1					GAUGE, AIR PRESSURE	K5	133	4
CUSHION, HANDLE PIPE	G7	71	3	ELEMENT, AIR CLEANER	I2	98	3	GEAR, BALANCER DRIVE	D13	37	1
	G8	72	4		I4	100	4	GEAR, BALANCER DRIVEN	E8	48	2
	G9	73	4		I6	102	4				10
CYLINDER	D11	35	2	EMBLEM, PRODUCT	G8	72	7	GEAR, COUNTERSHAFT FIFTH	E10	50	15
CYLINDER ASSY., RR. BRAKE					G9	73	7	GEAR, COUNTERSHAFT FOURTH	E10	50	13
MASTER	H7	87	2	EMBLEM, WING MARK	G7	71	7	GEAR, COUNTERSHAFT LOW	E9	49	4
CYLINDER SUB ASSY., FR. BRAKE								GEAR, COUNTERSHAFT SECOND	E9	49	7
MASTER	G5	69	3	[F]				GEAR, COUNTERSHAFT THIRD	E9	49	10
CYLINDER SUB ASSY., FR. MASTER	G5	69	3	FENDER SET, RR.	J10	122	2		E10	50	10
C.D.I. UNIT	J11	123	2	FENDER SUB ASSY., FR.	G13	77	1	GEAR, KICK STARTER IDLE	E14	54	6
	J12	124	2					GEAR, MAINSHAFT FIFTH	E10	50	14
[D]				FILTER COMP., ENGINE OIL	E1	41	5	GEAR, MAINSHAFT FOURTH	E10	50	11
DAMPER ASSY., STEERING	G11	75	7	FLAP, TIRE	H4	84	12	GEAR, MAINSHAFT SECOND	E9	49	6
DAMPER COMP., FR.	G15	79	10	FLOAT SET	H10	90	15	GEAR, MAINSHAFT THIRD	E9	49	9
DAMPER COMP., RR.	J6	118	3	FLYWHEEL COMP.	E3	43	7	GEAR, OIL PUMP DRIVEN	D15	39	3
	J7	119	3	FORK ASSY., L. FR.	G16	80	21	GEAR, PRIMARY DRIVE	D13	37	11
DIAL, CLUTCH CABLE ADJUSTING	G4	68	18	FORK ASSY., R. FR.	G14	78	3	GENERATOR ASSY., A.C.	E3	43	1
DIAPHRAGM	G5	69	7	FORK SUB ASSY., L. FR.	H1	81	38	GRILLE, L. RADIATOR	J13	125	5
	H8	88	7	FORK SUB ASSY., R. FR.	H1	81	37	GRILLE, R. RADIATOR	J13	125	4
DIAPHRAGM SET, PUMP	E15	55	10	FORK, CENTER GEARSHIFT	E12	52	3	GRILL, RADIATOR L.	J15	127	4
DISK B, CLUTCH FRICTION	D14	38	22	FORK, L. GEARSHIFT	E12	52	2	GRILL, RADIATOR R.	J15	127	3
DISK, CLUTCH FRICTION	D13	37	5	FORK, R. GEARSHIFT	E12	52	1	GRIP COMP., THROTTLE	G1	65	8
	D14	38	22	[G]					G3	67	8
DISK, FR. BRAKE	H4	84	14	GASKET SET	E15	55	1	GRIP, L. HANDLE	G1	65	10
	H5	85	24	GASKET SHEET KIT A	F6	62	1		G3	67	10
DISK, RR. BRAKE	H10	90	19	GASKET SHEET KIT B	F8	64	1	GRIP, R. HANDLE	G1	65	9
	H11	91	32	GASKET, CLUTCH COVER	D12	36	4		G3	67	9
DOWEL PIN, 10X16	E2	42	20		F8	64	1	GROMMET, OIL SCAVENGING PIPE ..	D15	39	7
DOWEL PIN, 14X20	D3	27	30	GASKET, CRANKCASE	E4	44	3	GUARD, L. ENGINE	K1	129	5
	D11	35	4		F8	64	1		K3	131	9
	E5	45	25	GASKET, CYLINDER	D11	35	3	GUARD, RR. CALIPER	H6	86	10
DOWEL PIN, 8X10	D3	27	29		F6	62	1	GUARD, R. ENGINE	K1	129	4
DOWEL PIN, 8X14	D12	36	14	GASKET, CYLINDER HEAD	D2	26	5		K3	131	8
	E2	42	19					GUIDE COMP., TUBE	E5	45	12
DOWEL PIN, 8X7	D16	40	10					GUIDE, BRAKE HOSE	J4	116	3
											5
								GUIDE, CABLE	K3	131	3
								GUIDE, CAM CHAIN	D9	33	8

5

PART NAME INDEX

M 5

Part name	Address	Page	Ref.	Part name	Address	Page	Ref.	Part name	Address	Page	Ref.	
GUIDE, CHAIN	J4	116	11	INSULATOR, CARBURETOR	D2	26	10	[M]				
	J5	117	41					MAINSHAFT COMP.	E9	49	1	
GUIDE, CLUTCH FR.	K3	131	4	[J]				MARK	K7	135	3	
GUIDE, DRIVE CHAIN	E1	41	10						K8	136	3	
	E2	42	32	JET, BY-STARTER,	F2	58	45	MARK, CAUTION	K6	134	3	
GUIDE, EX. VALVE	D2	26	3	JET, LEAK,	F2	58	44	MARK, L. RADIATOR SHROUD	K7	135	2	
GUIDE, FR. BRAKE HOSE	G10	74	1	JET, MAIN,	F2	58	41					
			9		F3	59	52					
	G11	75	1		F5	61	5					
GUIDE, FUEL TUBE	K1	129	9	JET, OIL,	E5	45	13					
	K3	131	12	JET, SLOW AIR,	F2	58	43		K8	136	2	
GUIDE, HARNESS	K2	130	30	JET, SLOW,	F2	58	42					
	K4	132	29		F3	59	53					
GUIDE, IN. VALVE	D2	26	2	JOINT ASSY., FUEL	H12	92	2	MARK, R. RADIATOR SHROUD	K7	135	1	
GUIDE, RR. BRAKE HOSE	J4	116	4		H14	94	2					
				JOINT SET, FUEL	E16	56	16					
[H]				JOINT, BRAKE ROD	H8	88	10					
HANGER, L. FR. ENGINE	K2	130	26	JOINT, BREATHER THREE WAY	I2	98	13		K8	136	1	
HANGER, R. FR. ENGINE	K1	129	6		I4	100	14					
HARNESS, WIRE	J11	123	5	JOINT, BREATHER TUBE	I2	98	10	MARK, STEERING DAMPER	K8	136	6	
	J12	124	5		I4	100	11	MUDGUARD, AIR CLEANER CASE	I2	98	6	
HEAD COMP., CYLINDER	D2	26	1		I6	102	11		I4	100	7	
HOLDER B1, HANDLE PIPE UPPER ..	G7	71	14	JOINT, DRIVE CHAIN	J4	116	2		I6	102	7	
	G8	72	15	JOINT, KICK ARM	I16	112	3	MUFFLER COMP.	I8	104	2	
	G9	73	15		J1	113	19		I9	105	2	
HOLDER COMP., CAMSHAFT	D2	26	4	JOINT, WATER	D3	27	14		I10	106	2	
HOLDER, HANDLE UNDER	G7	71	2	JOINT, WATER HOSE	J14	126	17		I11	107	2	
	G8	72	3		J16	128	14		I12	108	2	
	G9	73	3	JOINT, WATER HOSE LOWER	J14	126	16		I14	110	2	
HOLDER, L. LEVER BRACKET	G1	65	15					MUFFLER COMP., FR.	I8	104	17	
	G4	68	15	[K]					I9	105	18	
HOLDER, MASTER CYLINDER	G5	69	5	KEY, SPECIAL WOODRUFF, 25X14 ..	E7	47	6		I10	106	8	
HOLDER, NEEDLE JET	F1	57	27						I11	107	9	
HOSE A, WATER	J13	125	10	[L]					I12	108	9	
	J16	128	9	LABEL, DRIVE CHAIN	K6	134	2	MUFFLER COMP., RR.	I14	110	11	
HOSE B, WATER	J13	125	11	LABEL, IGNITION NOISE	K6	134	1		I9	105	20	
	J16	128	10	LABEL, RADIATOR CAP	J13	125	9		I10	106	10	
HOSE COMP., FR. BRAKE	G5	69	1	LABEL, RR. DAMPER WARNING	J9	121	35		I11	107	11	
HOSE COMP., RR. BRAKE	H7	87	1						I12	108	11	
HOSE C, WATER	J13	125	12	LEATHER COMP., SEAT	H16	96	2		I14	110	13	
HOSE D, WATER	J13	125	13					[N]				
	J16	128	11	LEVER COMP., CLUTCH LIFTER	E4	44	6	NEEDLE SET, JET	F1	57	37	
HOSE E, WATER	J13	125	14	LEVER COMP., R. STEERING					F3	59	51	
	J16	128	12		HANDLE	G6	70	24		F4	60	3
HOSE F, WATER	J13	125	15	LEVER SET, PUMP	E16	56	14		F5	61	3	
	J16	128	13					NUT, 18MM	D14	38	14	
HOSE, FR. BRAKE	G5	69	1	LEVER SET, R. HANDLE	F3	59	50	NUT, ADJUSTER	J7	119	6	
HOUSING, UNDER THROTTLE	G1	65	12	LEVER, HOT STARTER	G1	65	18	NUT, CHAMBER SPRING	J13	125	1	
	G3	67	12		G4	68	19	NUT, CLIP, 6MM	I7	103	19	
HOUSING, UPPER THROTTLE	G1	65	11	LEVER, L. STEERING HANDLE	G1	65	17		J16	128	17	
	G3	67	11		G4	68	17	NUT, FIXING	G1	65	21	
HUB SUB ASSY., FR.	H3	83	7	LIFTER ASSY., TENSIONER	D9	33	6	NUT, FLANGE, 10MM	D3	27	22	
HUB SUB ASSY., FR. WHEEL	H3	83	7	LIFTER, VALVE	D4	28	13		K2	130	19	
HUB SUB ASSY., RR.	H9	89	10	LOCK, PURSE	E3	43	9		K4	132	21	
					G1	65	6	NUT, FLANGE, 12MM	E3	43	5	
[I]					G3	67	6					
IMPELLER, WATER PUMP	D16	40	1									



PART NAME INDEX

M 6

Part name	Address	Page	Ref.	Part name	Address	Page	Ref.	Part name	Address	Page	Ref.
NUT, FLANGE, 6MM	G6	70	20	OIL SEAL, 14X22X5	E5	45	21	PAD SET, RR.	H6	86	1
	J11	123	7	OIL SEAL, 20X28X5	D12	36	9	PARTS KIT, CARBURETOR OPTIONAL	F4	60	1
	J12	124	7	OIL SEAL, 20X33X5	E5	45	22	PAWL A, RATCHET	E12	52	11
NUT, FLANGE, 8MM	I8	104	12	OIL SEAL, 26X37X7	H5	85	21	PAWL B, RATCHET	E12	52	12
	I9	105	12	OIL SEAL, 31X40X7	E11	51	33	PEDAL COMP., CHANGE	I16	112	1
	I10	106	18	OIL SEAL, 38X52X7	E5	45	19	PEDAL COMP., RR. BRAKE	I16	112	6
	I11	107	19	OIL SEAL, 39X56X7	E5	45	20		J1	113	21
	I13	109	19	OIL SEAL, 39X56X7.5	E5	45	20	PIECE, ADJUST	G11	75	10
	I15	111	22	O-RING, 11X1.9	G12	76	27	PIECE, CLUTCH LIFTER	D13	37	8
	K2	130	24	O-RING, 11.8X3.55	H12	92	3	PINION, KICK STARTER	E14	54	2
NUT, FR. AXLE	H5	85	18		H14	94	3	PIN D, JOINT	I16	112	14
NUT, HEX., 12MM	J8	120	18	O-RING, 13.5X1.5	G12	76	28	PIN, GEARSHIFT RETURN SPRING ..	E13	53	20
NUT, HEX., 5MM	I5	101	21	O-RING, 13.8X2.5	E2	42	17	PIN, HANGER	H2	82	15
	I7	103	21		F8	64	2		H6	86	8
NUT, HEX., 6MM	G1	65	25	O-RING, 17.8X2.4	D12	36	10	PIN, PISTON	E7	47	4
	G4	68	26		F8	64	2	PIN, SHIFTER	E12	52	8
			32	O-RING, 18X3	D12	36	12	PIN, SPLIT, 2.0X12	I16	112	13
	H8	88	15		E2	42	18	PIN, SPLIT, 2.5X15	J3	115	13
NUT, HEX., 8MM	H5	85	22		F8	64	2	PIN, STEP JOINT	J2	114	3
	H11	91	30	O-RING, 18.5X1.5	H1	81	30	PIPE COMP., EX.	I8	104	3
	J5	117	25	O-RING, 18.8X1.9	G12	76	25		I9	105	3
NUT, LOCK	G16	80	16		H1	81	31		I10	106	4
NUT, LOCK, 12MM	E3	43	5	O-RING, 19X3	D3	27	27		I11	107	5
NUT, LOCK, 14MM	E8	48	5		F7	63	2		I12	108	4
NUT, SPECIAL, 6X7	J10	122	1	O-RING, 1.3X4.3	F3	59	49		I14	110	3
NUT, SPECIAL, 8MM	D3	27	21	O-RING, 1.5X9.5	D9	33	13	PIPE COMP., L. SLIDE	G16	80	22
NUT, SPRING, 6MM	I8	104	7		F7	63	2	PIPE COMP., R. SLIDE	G15	79	9
	I9	105	7	O-RING, 21.5X1.5	J9	121	46	PIPE, STEERING HANDLE	G7	71	1
	I10	106	13	O-RING, 26.2X1.9	J9	121	47		G8	72	1
	I11	107	14	O-RING, 26.7X3.5	H1	81	29		G9	73	1
	I12	108	14	O-RING, 27X2	D12	36	11	PIPE, WATER	D2	26	14
	I14	110	16		F8	64	2	PISTON	E7	47	3
NUT, SQUARE, 5MM	D2	26	13	O-RING, 27.6X1.8	H1	81	29		H2	82	5
NUT, STEERING STEM	G7	71	10	O-RING, 27.7X1.9	H1	81	30	PISTON SET, MASTER CYLINDER ...	G5	69	10
	G8	72	11	O-RING, 37.2X2.4	H1	81	34		H7	87	5
	G9	73	11	O-RING, 39.8X2.2	E2	42	16	PISTON, FREE	G11	75	13
NUT, TAPPET ADJUSTING	D3	27	23		F8	64	2	PIVOT, SHIFT DRUM STOPPER ARM ..	E13	53	21
NUT, U, 10MM	G7	71	11	O-RING, 3.5X1.5	H1	81	32	PLATE B, CLUTCH	D13	37	6
	G8	72	12	O-RING, 3.5X43.7	J8	120	14	PLATE SET, FR. NUMBER	G9	73	6
	G9	73	12	O-RING, 42.5X2.0	J8	120	15	PLATE, AIR CLEANER CASE FR.	I2	98	5
	J9	121	41	O-RING, 44.7X2.4	H1	81	33		I4	100	6
NUT, U, 12MM	J9	121	40	O-RING, 8.5X1.7	E1	41	14		I6	102	6
NUT, U, 22MM	H11	91	23		F8	64	2	PLATE, BEARING HOLDER	E4	44	9
NUT, U, 6MM	G4	68	32	O-RING, 9.5X1.5	G12	76	26		E8	48	7
	H5	85	19	OUTER COMP., CLUTCH	D13	37	2		E10	50	20
	H11	91	22						E13	53	24
	J5	117	22	[P]				PLATE, BREATHER	D1	25	3
			24	PACKING, FUEL CAP	H12	92	13	PLATE, BUFFER	F1	57	32
NUT, U, 8MM	H11	91	24		H14	94	14	PLATE, CAM CHAIN GUIDE	D15	39	1
	J5	117	24	PACKING, MUFFLER	F6	62	1	PLATE, CHAIN GUIDE	J4	116	13
NUT, U, HEX. 14MM	J5	117	23		I8	104	6		J5	117	13
					I9	105	6	PLATE, CLUTCH LEVER	E4	44	7
[O]					I10	106	12	PLATE, CLUTCH PRESSURE	D13	37	7
OIL SEAL SET	J8	120	17		I11	107	13	PLATE, COUNTERSHAFT BEARING ...	E11	51	31
	J9	121	55		I12	108	13	PLATE, DIAPHRAGM	H8	88	6
OIL SEAL, 10X21X5	E1	41	15		I14	110	15	PLATE, END	J7	119	11
OIL SEAL, 12X18X3	E5	45	23	PACK B, GLASS WOOL	I15	111	30	PLATE, FR. ENGINE HANGER	K1	129	6
OIL SEAL, 12X22X5	D16	40	8	PAD SET, FR.	H2	82	4		K2	130	26

PART NAME INDEX

M 7

Part name	Address	Page	Ref.	Part name	Address	Page	Ref.	Part name	Address	Page	Ref.
PLATE, FR. NUMBER	G7	71	6	RING, STOPPER	J8	120	16	SCREW SET, JET NEEDLE	E16	56	12
	G8	72	6					SCREW, 5X12	H15	95	21
PLATE, GUIDE	E12	52	14					SCREW, BLEEDER	H2	82	2
PLATE, HEAD SIDE	D2	26	6		J9	121	34		H6	86	11
PLATE, KICK STOPPER	E14	54	3	RING, WEAR	G16	80	19	SCREW, FLAT, 4X12	G5	69	19
PLATE, L. HEAD HANGER	K1	129	8	RIVET, BLIND, 4.8	I8	104	15	SCREW, FLAT, 6X12	E5	45	24
	K2	130	28		I9	105	16		E11	51	34
	K3	131	11		I10	106	6	SCREW, FLAT, 6X16	H13	93	24
PLATE, OIL GUIDE	E14	54	1		I11	107	7	SCREW, FLAT, 8X31	H10	90	21
PLATE, OIL PIPE SETTING	D15	39	9		I12	108	6	SCREW, PAN	E16	56	21
PLATE, R. HEAD HANGER	K1	129	7		I13	109	22				
	K2	130	27		I14	110	6	SCREW, PAN, 4X12	G1	65	24
	K3	131	10	RIVET, BLIND, 6.4	I14	110	5		G4	68	25
PLATE, WEIGHT SETTING	D4	28	6	ROD COMP.	J7	119	9	SCREW, PAN, 5X8	J5	117	20
PLUG, BREATHING TUBE	I2	98	11	ROD COMP., CLUTCH LIFTER	D13	37	10				
	I4	100	12	ROD COMP., PISTON	G11	75	11				
	I6	102	12		J7	119	4	SCREW, PAN, 6X14	H13	93	19
PLUG, PIN	H2	82	14	ROD COMP., PUSH	H8	88	8	SCREW, PAN, 6X6	D9	33	10
PLUG, SPARK	D3	27	15	ROD SUB ASSY., CUSHION				SCREW, SPECIAL FLAT, 6X12	E5	45	24
PLUNGER, DECOMPRESSION	D8	32	29	CONNECTING	J9	121	32	SCREW, SPECIAL FLAT, 6X17	E5	45	24
PLUNGER, PAWL	E12	52	13	ROD, CLUTCH LIFTER	D13	37	10	SCREW, SPECIAL, 5MM	H15	95	23
PROTECTOR, EX. PIPE	I8	104	4	ROD, PUSH	G6	70	23	SCREW, TAPPET ADJUSTING	D3	27	19
	I9	105	4	ROLLER	F1	57	28	SCREW, TAPPING, 5X10	I2	98	20
	I10	106	5	ROLLER COMP., CHAIN LOWER	J5	117	17	SCREW, TAPPING, 5X20	I2	98	19
	I11	107	6						I5	101	20
	I12	108	5	ROLLER, 3X17.8	D15	39	12		I7	103	20
	I14	110	4	ROLLER, 3.5X12.8	D8	32	26	SEAL SET, FR. FORK	G16	80	20
PROTECTOR, HANDLE	G8	72	2	ROLLER, 4X8	E13	53	29	SEAL SET, PISTON	H2	82	1
	G9	73	2	ROLLER, CHAIN	J5	117	16		H6	86	2
	H1	81	23					SEAL, RADIATOR CAP	J13	125	9
PROTECTOR, L. FR. FORK	H1	81	24	ROTOR, OIL PUMP INNER	D15	39	5		J16	128	8
PROTECTOR, R. FR. FORK	H1	81	24	ROTOR, OIL PUMP OUTER	D15	39	6	SEAL, RING	D1	25	1
PURSE, LOCK	J11	123	6	RUBBER, MOUNTING	D1	25	7		D15	39	8
PURSE, LOCK, 18MM	G4	68	30		F6	62	1		F6	62	2
			33	RUBBER, RADIATOR LOWER	J14	126	26	SEAL, VALVE STEM	D4	28	1
				RUBBER, RADIATOR MOUNTING	J13	125	7				
[R]					J15	127	6	SEAL, WATER PUMP	D16	40	9
RADIATOR, L.	J13	125	3	RUBBER, RADIATOR UPPER	J14	126	25		F8	64	2
	J15	127	2	RUBBER, SEAT RAIL	K3	131	7	SEAT COMP.	H16	96	1
RADIATOR, R.	J13	125	2	RUBBER, SIDE COVER STOPPER	H16	96	5		I1	97	2
	J15	127	1		I1	97	5	SEAT SET, VALVE	E15	55	3
RATCHET, KICK STARTER	E14	54	4	RUBBER, STAND STOPPER	I1	97	1	SEAT, SPRING	J9	121	33
RECEIVER, CLUTCH CABLE	E1	41	8	RUBBER, STOPPER	J7	119	10	SEAT, VALVE SPRING	D5	29	18
RETAINER	H2	82	7	RUBBER, TANK GUARD	K3	131	7	SENSOR ASSY., THROTTLE	E16	56	18
RETAINER, BRACKET	H6	86	4	RUBBER, TANK MOUNTING	H12	92	9	SEPARATOR COMP.	G5	69	6
RETAINER, EX. VALVE SPRING	D5	29	17		H14	94	9	SHAFT A, SHIFT FORK	E12	52	4
RETAINER, IN. VALVE SPRING	D4	28	16	RUBBER, TANK MOUNTING FR.	H12	92	6				
RETAINER, RR. WHEEL BEARING	H9	89	4		H14	94	6	SHAFT B, SHIFT FORK	E12	52	5
RIM, FR. WHEEL	H3	83	9	RUBBER, TANK MOUNTING	H14	94	12	SHAFT COMP., BALANCER	E8	48	1
RIM, RR. WHEEL	H10	90	12					SHAFT SET, THROTTLE	E16	56	13
RING	G5	69	8	[S]				SHAFT, BRAKE PIVOT	I16	112	8
			9	SCREW-WASHER, 4X14	F1	57	39	SHAFT, DECOMPRESSION	D8	32	28
RING SET, PISTON	E7	47	2		F5	61	4	SHAFT, EX. ROCKER ARM	D4	28	10
RING, BACK UP	G15	79	6	SCREW-WASHER, 4X24	E3	43	4	SHAFT, OIL PUMP	D15	39	2
RING, OIL SEAL STOPPER	G16	80	14	SCREW-WASHER, 4X8	F1	57	38	SHAFT, SWINGARM PIVOT	J4	116	6
RING, PISTON	H1	81	40	SCREW SET A	E15	55	7	SHAFT, WATER PUMP	D16	40	4
	J7	119	13	SCREW SET B	E15	55	11	SHIFTER, DRUM	E12	52	9
RING, STOPPER	G11	75	2		E16	56	11	SHIM, TAPPET	D5	29	21
	H6	86	14						D6	30	21

PART NAME INDEX

M 8

Part name	Address	Page	Ref.	Part name	Address	Page	Ref.	Part name	Address	Page	Ref.
SHIM, TAPPET	D6	30	22	STEM SUB ASSY., STEERING	G11	75	5	[V]			
	D7	31	22	STOPPER COMP., DRUM	E12	52	16	VALVE ASSY., RELIEF	E1	41	4
	D8	32	22	STOPPER, BEAD	H4	84	13	VALVE COMP., REED	E4	44	5
SHROUD SET, L. RADIATOR	H12	92	17		H10	90	17	VALVE SET, FLOAT	E15	55	2
	H14	94	18	STOPPER, SPRING SEAT	J9	121	54	VALVE SET, FLOATING	E16	56	15
	H15	95	18	STRAINER COMP., OIL	D15	39	4	VALVE SET, STARTER	E16	56	17
SHROUD SET, R. RADIATOR	H12	92	16	SWINGARM SUB ASSY., RR.	J5	117	18	VALVE, EX.	D4	28	12
	H14	94	17	SWITCH ASSY., CHANGE	E6	46	34	VALVE, IN.	D4	28	11
SLIDER, CHAIN	J5	117	14	SWITCH ASSY., KILL	G1	65	7	VALVE, THROTTLE	F1	57	24
SLIDER, THROTTLE CABLE	G1	65	13		G3	67	7	VISOR, AIR CLEANER CASE	I2	98	7
	G3	67	13	[T]					I4	100	8
SLIPPER COMP., DECOMPRESSION ..	D2	26	8	TANK COMP., FUEL	H12	92	5	[W]			
	D3	27	33		H14	94	5	WASHER	G11	75	15
SPACER, HEAD HANGER	K1	129	10	TENSIONER COMP., CAM CHAIN	D9	33	4	WASHER A, TACHOMETER	D8	32	24
SPANNER A, PIN	K5	133	1	THREAD, STEERING HEAD TOP	G10	74	5	WASHER O-RING KIT A	F6	62	2
SPINDLE COMP., GEARSHIFT	E13	53	18		G11	75	6	WASHER O-RING KIT B	F8	64	2
SPINDLE, KICK STARTER	E14	54	8	TIRE, FR.	H3	83	10	WASHER, 10MM	K2	130	20
					H4	84	10		K4	132	22
SPOKE SET, FR.	H3	83	1	TIRE, RR.	H10	90	13	WASHER, 12MM	D14	38	19
SPOKE SET, RR.	H9	89	1	TOP SET	E15	55	5	WASHER, 14MM	E8	48	6
					F3	59	46		E13	53	25
SPRING ASSY., RR. BRAKE RETURN	I16	112	7	TUBE A, BREATHER	I2	98	12	WASHER, 14.2X24	J5	117	26
SPRING, BRAKE LEVER	G5	69	12		I4	100	13		E8	48	6
SPRING, CLUTCH	D13	37	9	TUBE A, FUEL	H12	92	14	WASHER, 18X27.5X2	D14	38	23
SPRING, DECOMPRESSION	D4	28	7		I2	98	14	WASHER, 18X32X2	D14	38	18
SPRING, DECOMPRESSION ARM	D2	26	9	TUBE B, BREATHER	I4	100	15	WASHER, 22X35X2	H11	91	25
SPRING, DRUM STOPPER	E13	53	17		I6	102	15	WASHER, 25X32X1.0	E11	51	21
SPRING, EX. VALVE	D4	28	15	TUBE B, FUEL	H12	92	15	WASHER, 26X10.5	J1	113	22
SPRING, FR. FORK	G14	78	4		H14	94	16	WASHER, 26X9	I16	112	17
SPRING, GEARSHIFT RETURN	E13	53	19	TUBE COMP., AIR VENT	F1	57	35	WASHER, 6.1MM	E13	53	23
SPRING, IN. VALVE	D4	28	14	TUBE COMP., FUEL CAP BREATHER ..	H12	92	11	WASHER, 8MM	H11	91	26
SPRING, KICK STARTER	E14	54	9		H14	94	11	WASHER, CHAIN SLIDER	J5	117	15
				TUBE C, BREATHER	I2	98	15	WASHER, FENDER MOUNTING	G13	77	2
					I4	100	16		H13	93	22
SPRING, KICK STARTER RATCHET ..	E14	54	5	TUBE, AIR CLEANER CONNECTING ..	I2	98	8	WASHER, FR. ENGINE HANGER	K4	132	23
SPRING, L. STEP RETURN	J3	115	8		I4	100	9	WASHER, LOCK, 18MM	D14	38	17
SPRING, OIL FILTER	E1	41	6	TUBE, AIR CLEANER CONNECTING ..	I2	98	8				
SPRING, PAD	H2	82	6		I4	100	9	WASHER, LOCK, 6MM	I3	99	26
	H6	86	3	TUBE, AIR VENT	F1	57	34	WASHER, OIL BOLT	G5	69	17
SPRING, PAWL PLUNGER	E12	52	15					WASHER, PLAIN	H8	88	13
SPRING, RETURN	G11	75	14	TUBE, BREATHER	E4	44	2	WASHER, PLAIN, 10MM	D3	27	24
SPRING, RR. CUSHION	J6	118	2	TUBE, FUEL	H14	94	15		G7	71	13
SPRING, R. STEP RETURN	J3	115	7	TUBE, FUEL, 7.3X190	J14	126	21	WASHER, PLAIN, 12MM	D14	38	15
SPROCKET COMP., CAM	D10	34	16	TUBE, FUEL, 7.3X195	J14	126	21		E3	43	6
SPROCKET, CAM	D9	33	1	TUBE, OUTER	G14	78	5		J9	121	42
SPROCKET, DRIVE	E10	50	16		G15	79	5	WASHER, PLAIN, 5MM	I13	109	24
SPROCKET, FINAL DRIVEN	H9	89	3	TUBE, OVERFLOW	F1	57	33		I15	111	23
STAND COMP., MAIN	J2	114	1	TUBE, TIRE	H4	84	11		J5	117	33
START SET, HOT	E15	55	9		H10	90	14	WASHER, PLAIN, 6MM	J10	122	4
STATOR COMP.	E3	43	8	TUBE, VINYL, 6X9X730	J14	126	24	WASHER, PLAIN, 7MM	G1	65	22
STAY COMP., R. COUPLER	K4	132	30		J16	128	20				
STAY SET, AIR CLEANER	I3	99	24	TY-RAP, CABLE	H13	93	23				
STAY, AIR CLEANER ELEMENT	I2	98	23		H15	95	24				
	I4	100	3								
	I5	101	25								
	I6	102	3								
STAY, COUPLER	K3	131	5								
STAY, FR. TANK	H12	92	7								
	H14	94	7								
STEM SUB ASSY., STEERING	G10	74	4								

PART NAME INDEX

Part name	Address	Page	Ref.	Part name	Address	Page	Ref.	Part name	Address	Page	Ref.
WASHER, PLAIN, 8MM	I8	104	13	WOOL COMP., GLASS	I10	106	7				
	I9	105	13		I11	107	8				
	I10	106	19		I12	108	8				
	I11	107	20		I14	110	9				
	I13	109	20	WRENCH, NIPPLE	K5	133	2				
			21	WRENCH, PLUG	K5	133	3				
			25								
	I15	111	24								
			25								
	J3	115	12								
WASHER, RADIATOR MOUNTING	J14	126	20								
	J16	128	18								
WASHER, RR. COVER	I2	98	17								
	I4	100	18								
WASHER, RR. MUFFLER	I13	109	23								
	I15	111	21								
WASHER, SEALING, 6MM	D9	33	15								
	E6	46	32								
	F6	62	2								
	F8	64	2								
WASHER, SEALING, 6.5MM	D12	36	8								
	D16	40	6								
	F8	64	2								
WASHER, SEALING, 7MM	D16	40	5								
	F8	64	2								
WASHER, SEALING, 8MM	E1	41	12								
	E4	44	10								
	F8	64	2								
WASHER, SPECIAL, 6MM	D9	33	12								
	I3	99	25								
WASHER, SPLINE, 25X31X1.5	E11	51	26								
WASHER, SPRING, 24MM	E11	51	37								
WASHER, SPRING, 4MM	G2	66	26								
	G4	68	27								
WASHER, SPRING, 8MM	H5	85	23								
	H11	91	31								
WASHER, SPRING, 8X40	E11	51	27								
WASHER, STEERING STEM	G7	71	12								
	G8	72	13								
	G9	73	13								
WASHER, SWINGARM SIDE	J4	116	9								
WASHER, THRUST	J9	121	31								
WASHER, THRUST, 13MM	E2	42	29								
WASHER, THRUST, 17.2MM	E11	51	23								
			25								
WASHER, THRUST, 19MM	E11	51	28								
WASHER, THRUST, 20MM	E14	54	11								
WASHER, THRUST, 23X48	D14	38	16								
WASHER, THRUST, 24.1X36X1.5	E11	51	22								
WASHER, THRUST, 25MM	E10	50	19								
WASHER, THRUST, 25.2X30	E10	50	21								
WASHER, THRUST, 25.2X34	E10	50	19								
WASHER, THRUST, 27.2X35	E11	51	24								
WEIGHT, BALANCER	E8	48	3								
WEIGHT, DECOMPRESSION	D4	28	4								
WHEEL SUB ASSY., FR.	H3	83	8								
WHEEL SUB ASSY., RR.	H10	90	11								
WOOL COMP., GLASS	I8	104	16								
	I9	105	17								

1

FOREWORD INDEX

2

ENGINE GROUP

3

FRAME GROUP

4

PART NUMBER INDEX

5

PART NAME INDEX

HONDA
The Power of Dreams